



US00D378591S

**United States Patent** [19]  
**Brezovar**

[11] **Patent Number: Des. 378,591**

[45] **Date of Patent: \*\*Mar. 25, 1997**

[54] **SPEAKER FOR A COMPUTER SYSTEM**

[75] **Inventor: Wayne T. Brezovar, Houston, Tex.**

[73] **Assignee: Compaq Computer Corporation, Houston, Tex.**

[\*\*] **Term: 14 Years**

[21] **Appl. No.: 43,271**

[22] **Filed: Aug. 30, 1995**

[52] **U.S. Cl. .... D14/214; D14/114**

[58] **Field of Search .... D14/204, 210-11, 214, D14/114; 381/88-90, 98-100, 24, 124; 181/141, 144, 155, 198-99**

[56] **References Cited**

**U.S. PATENT DOCUMENTS**

- D. 328,899 8/1992 Christie ..... D14/214
- D. 348,267 6/1994 Yurkonis et al. .... D14/114X
- D. 355,418 2/1995 Parsey ..... D14/214

- D. 358,819 5/1995 Rozier et al. .... D14/214
- D. 367,476 2/1996 Martin ..... D14/214 X
- D. 369,356 4/1996 Olson ..... D14/214

*Primary Examiner*—M. H. Tung  
*Attorney, Agent, or Firm*—L. Jon Lindsay; Charles B. Meyer


[57] **CLAIM**


The ornamental design for a speaker for a computer system, as shown and described.

**DESCRIPTION**


FIG. 1 is a front, right side, top perspective view of a speaker for a computer system showing my new design; FIG. 2 is a front elevational view thereof; FIG. 3 is a left side elevational view thereof; FIG. 4 is a right side elevational view thereof; FIG. 5 is a top plan view thereof; FIG. 6 is a bottom plan view thereof; and, FIG. 7 is a rear elevational view thereof.

**1 Claim, 2 Drawing Sheets**






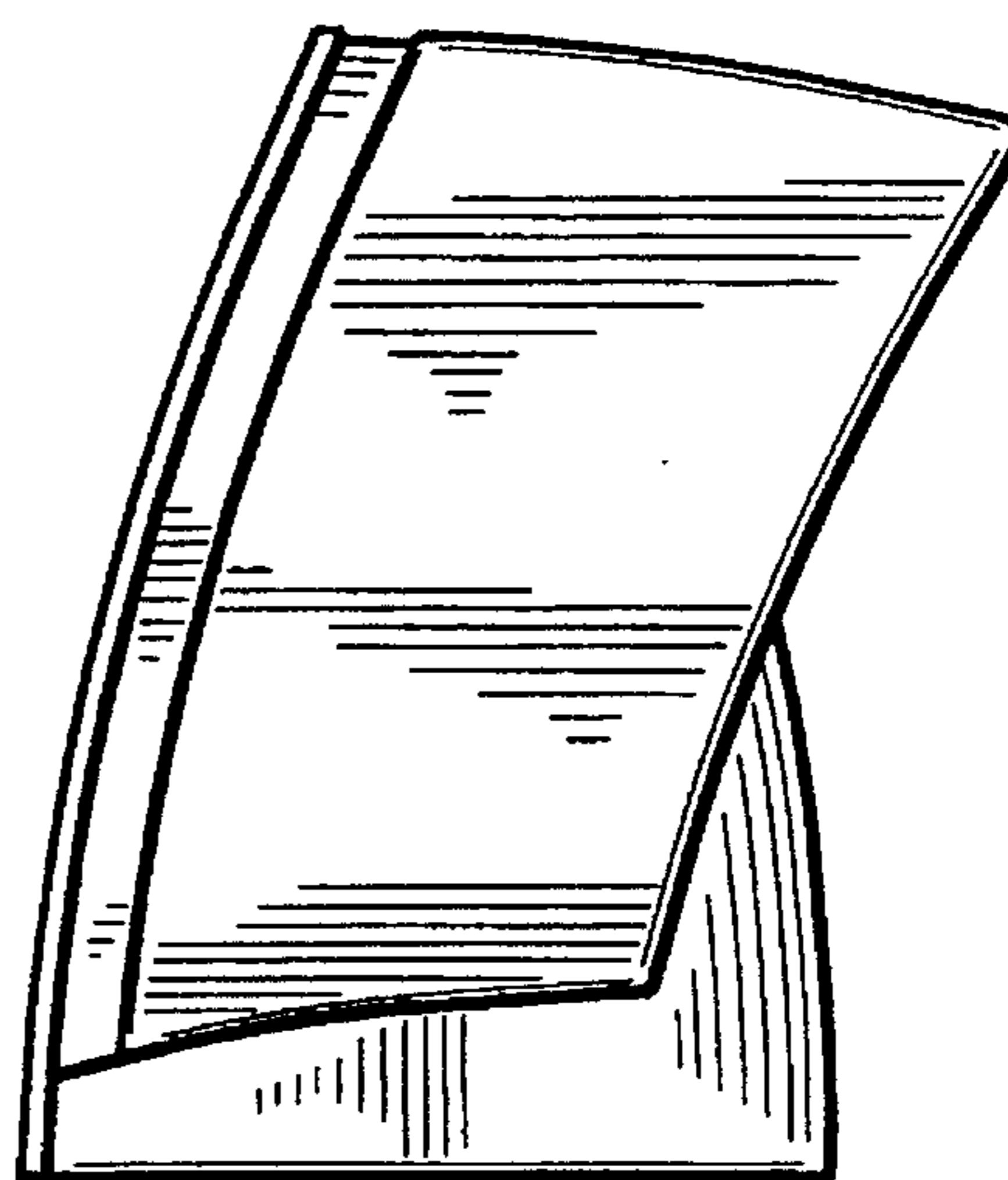
**FIG. 1**




**FIG. 2**



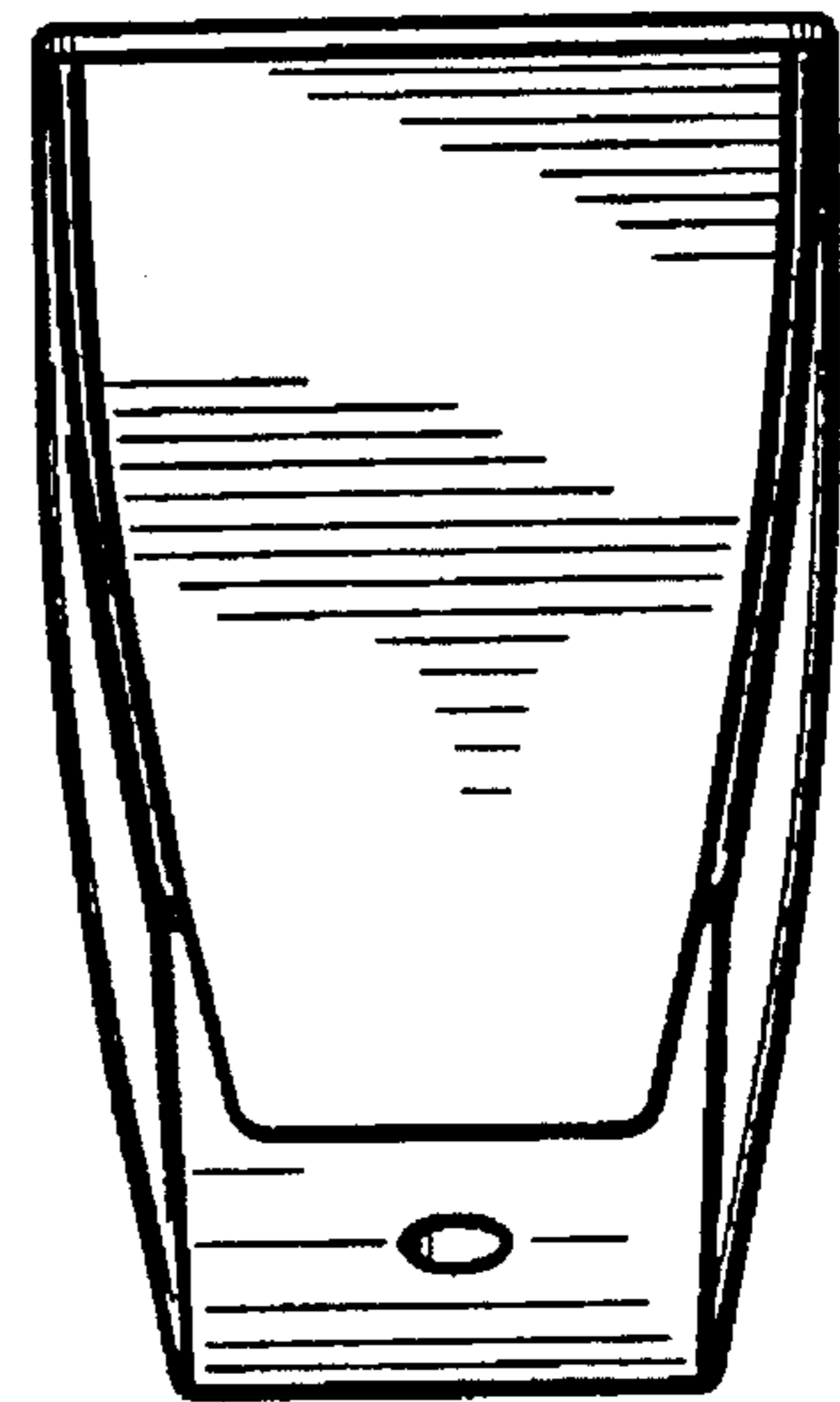
**FIG. 3**




**FIG. 4**



**FIG. 5**



**FIG. 6**



**FIG. 7**