



US00D378576S

United States Patent [19]
Houlihan

[11] **Patent Number: Des. 378,576**

[45] **Date of Patent: **Mar. 25, 1997**

[54] **CASE FOR DIGITAL WRISTWATCH**

D. 353,105 12/1994 Houlihan D10/30
D. 360,589 7/1995 Houlihan D10/30

[75] Inventor: **John T. Houlihan**, Southbury, Conn.

Primary Examiner—Nelson C. Holtje
Attorney, Agent, or Firm—William C. Crutcher

[73] Assignee: **Timex Corporation**, Middlebury, Conn.

[**] Term: **14 Years**

[57] **CLAIM**

[21] Appl. No.: **49,036**

The ornamental design for case for digital wristwatch, as shown and described.

[22] Filed: **Jan. 16, 1996**

[52] **U.S. Cl.** **D10/30; D10/38**

DESCRIPTION

[58] **Field of Search** D10/1-40, 122-132;
368/280-282, 276-277, 28-30, 285, 239-242,
82-84, 41-44

FIG. 1 is a top plan view of my improved case for digital wristwatch;

FIG. 2 is a left side elevational view thereof;

FIG. 3 is a right side elevational view thereof;

FIG. 4 is an inverted rear end elevational view thereof;

FIG. 5 is a front end elevational view thereof; and,


FIG. 6 is a bottom plan view thereof.

[56] **References Cited**

U.S. PATENT DOCUMENTS

D. 346,974 5/1994 Houlihan D10/30
D. 348,013 6/1994 Nomura D10/30
D. 349,063 7/1994 Hanagata D10/30 X

1 Claim, 1 Drawing Sheet






Fig. 4

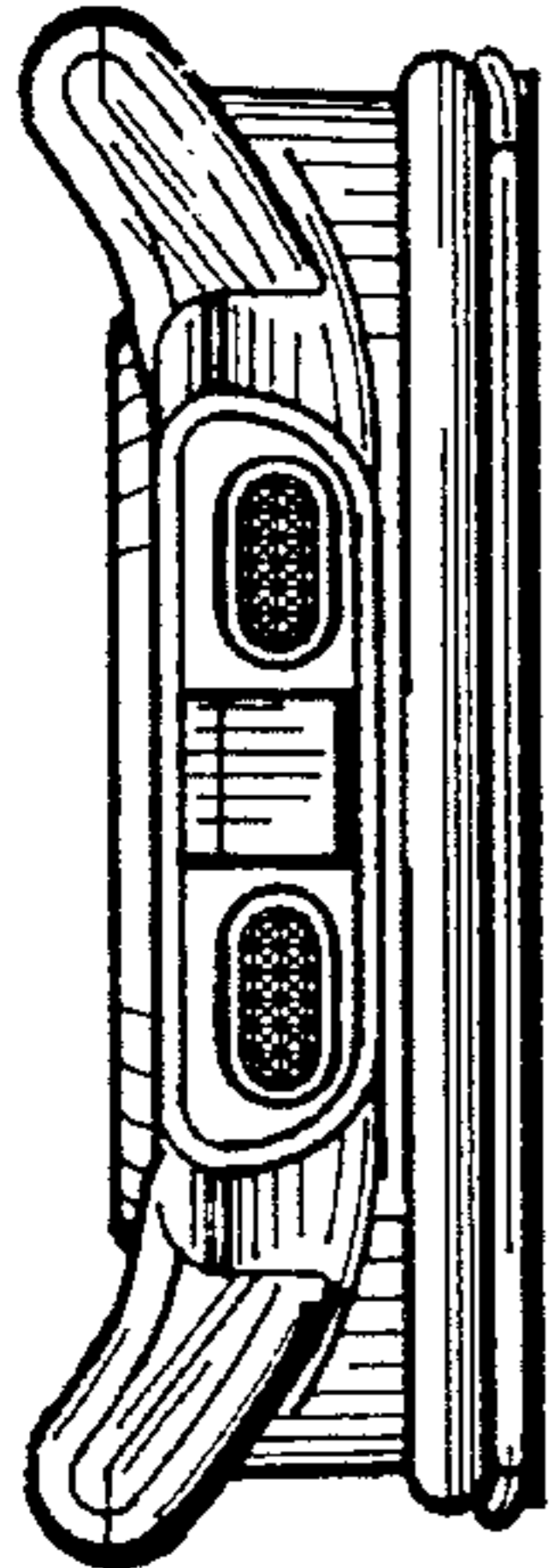


Fig. 2




Fig. 1

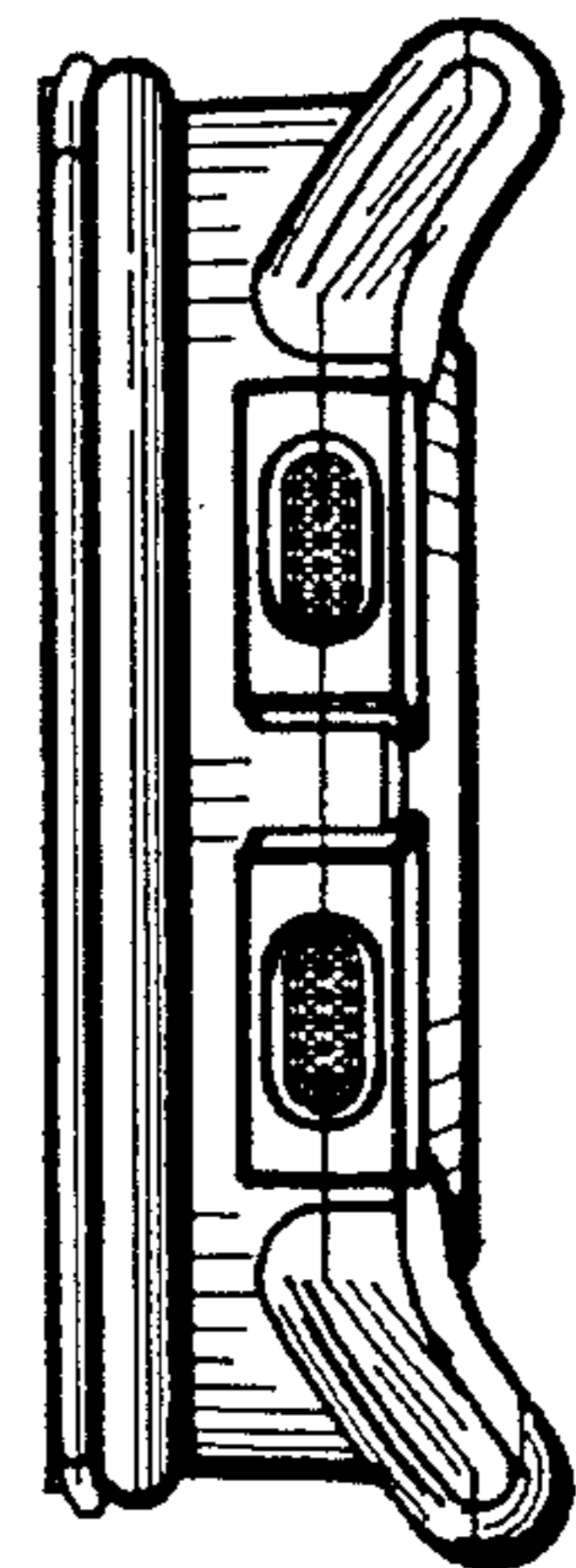


Fig. 3




Fig. 5

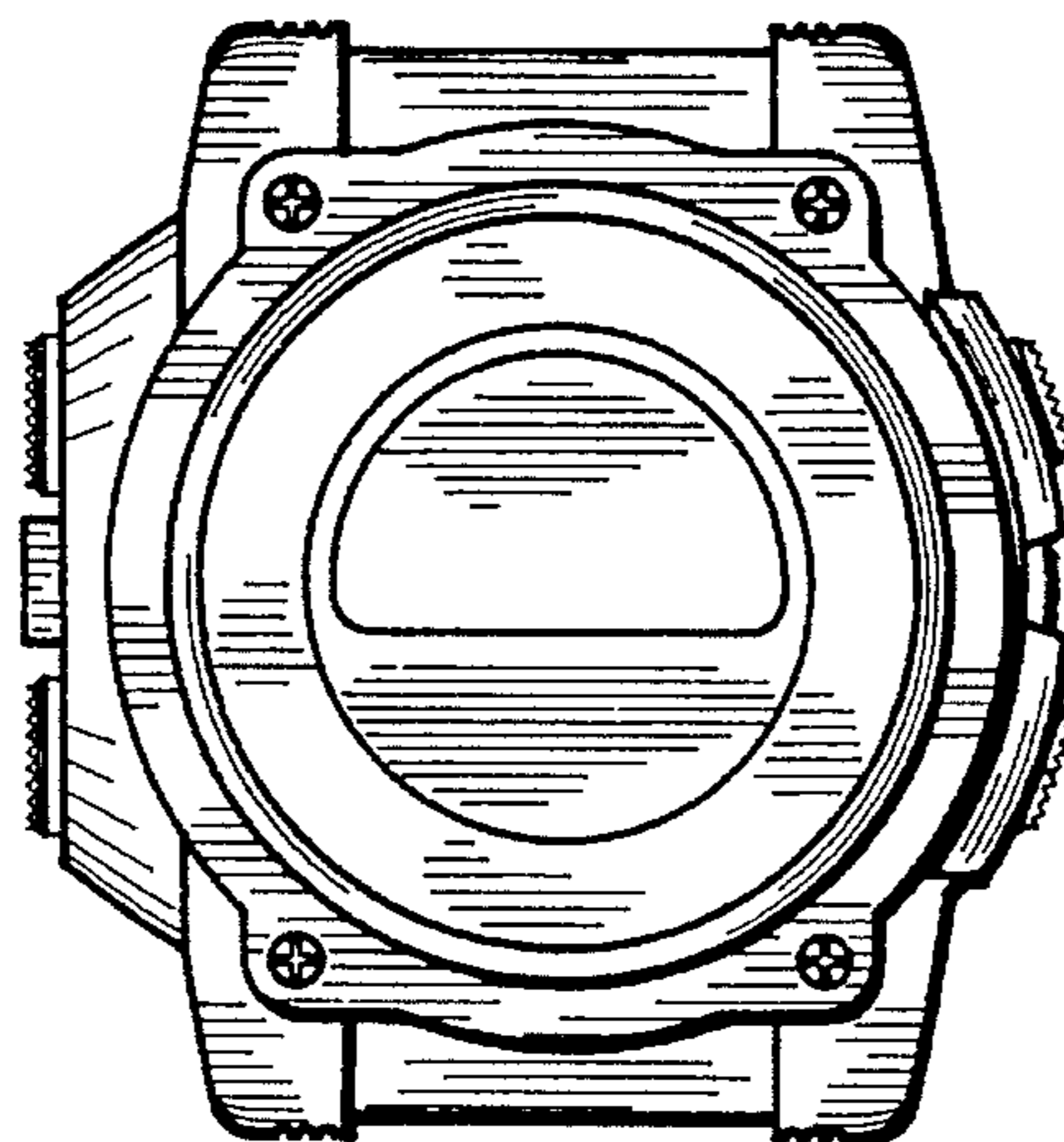


Fig. 6