



US00D378561S

# United States Patent [19]

[11] Patent Number: **Des. 378,561**

Ferris et al.

[45] Date of Patent: **\*\*Mar. 25, 1997**

[54] **TRAY FOR FOOD CONTAINER**

2,042,210 5/1936 Clay ..... D7/550 X  
3,958,359 5/1976 Doughty .  
4,091,953 5/1978 Daenen .

[75] Inventors: **Ian Ferris**, Finchampstead; **John Tree**, London, both of England; **Victor J. J. Cautereels**, Borsbeek, Belgium

### OTHER PUBLICATIONS

Serving Tray, Better Homes & Gardens Nov. 1951, p. 172.  
Asparagus Plate Insert (#2), Industrial Design Magazine Nov. 1980 p. 18.

[73] Assignee: **Dart Industries Inc.**, Deerfield, Ill.

*Primary Examiner*—M. N. Pandozzi  
*Attorney, Agent, or Firm*—John A. Doninger

[\*\*] Term: **14 Years**

[21] Appl. No.: **43,922**

### [57] CLAIM

[22] Filed: **Sep. 28, 1995**

[52] U.S. Cl. .... **D7/554**; D7/550; D7/396.1

The ornamental design for a tray for food container, as shown.

[58] Field of Search ..... D7/550, 553, 554, D7/555, 556, 392.1, 549, 543, 545, 546, 548, 547, 359, 360, 698, 601, 602, 396.1; 220/575, 23.8, 556

### DESCRIPTION

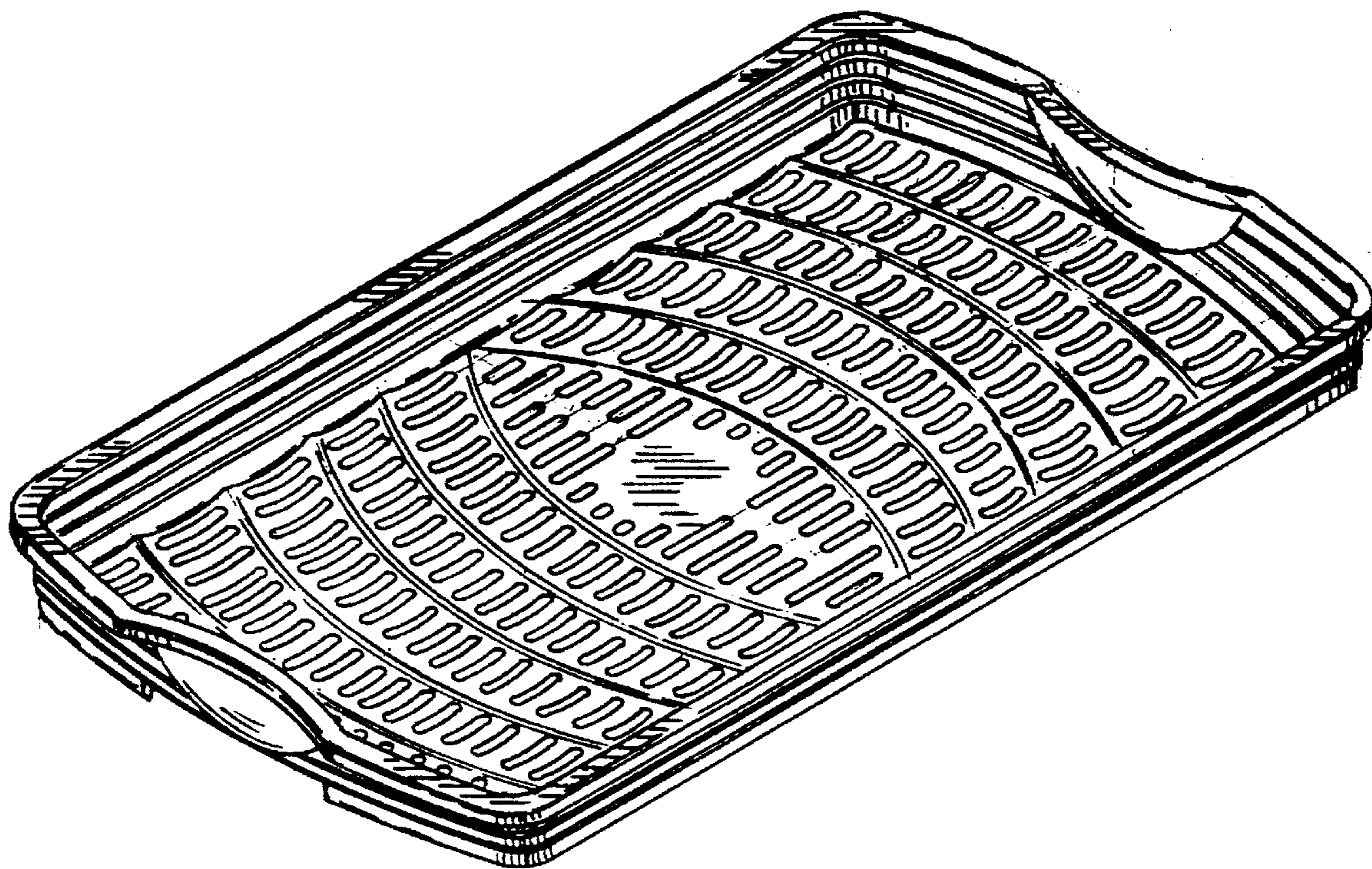
### [56] References Cited

#### U.S. PATENT DOCUMENTS

D. 73,119 7/1927 Barchoff ..... D7/548  
D. 85,899 12/1931 Walls ..... D7/548  
D. 154,195 6/1949 Beck ..... D7/360 X  
D. 192,036 1/1962 Raymond ..... D7/550  
D. 220,637 5/1971 Swett ..... D7/596 X  
D. 239,691 4/1976 Ashton ..... D7/550 X  
D. 253,331 11/1979 Olschewski .  
D. 281,564 12/1985 Pozzi ..... D7/546 X  
D. 286,496 11/1986 Danen et al. .... D7/548 X  
D. 286,497 11/1986 Daenen et al. .... D7/545 X  
D. 291,041 7/1987 Grange .

FIG. 1 is a top, front and side perspective view of the tray for food container showing our new design;  
FIG. 2 is a top plan view thereof;  
FIG. 3 is a bottom plan view thereof;  
FIG. 4 is a front view thereof;  
FIG. 5 is a rear view thereof;  
FIG. 6 is a left side elevation view thereof;  
FIG. 7 is a right side elevation view thereof;  
FIG. 8 is a cross-section view thereof on line 8—8 in FIG. 2; and,  
FIG. 9 is a cross-section view thereof on line 9—9 in FIG. 2.

1 Claim, 4 Drawing Sheets



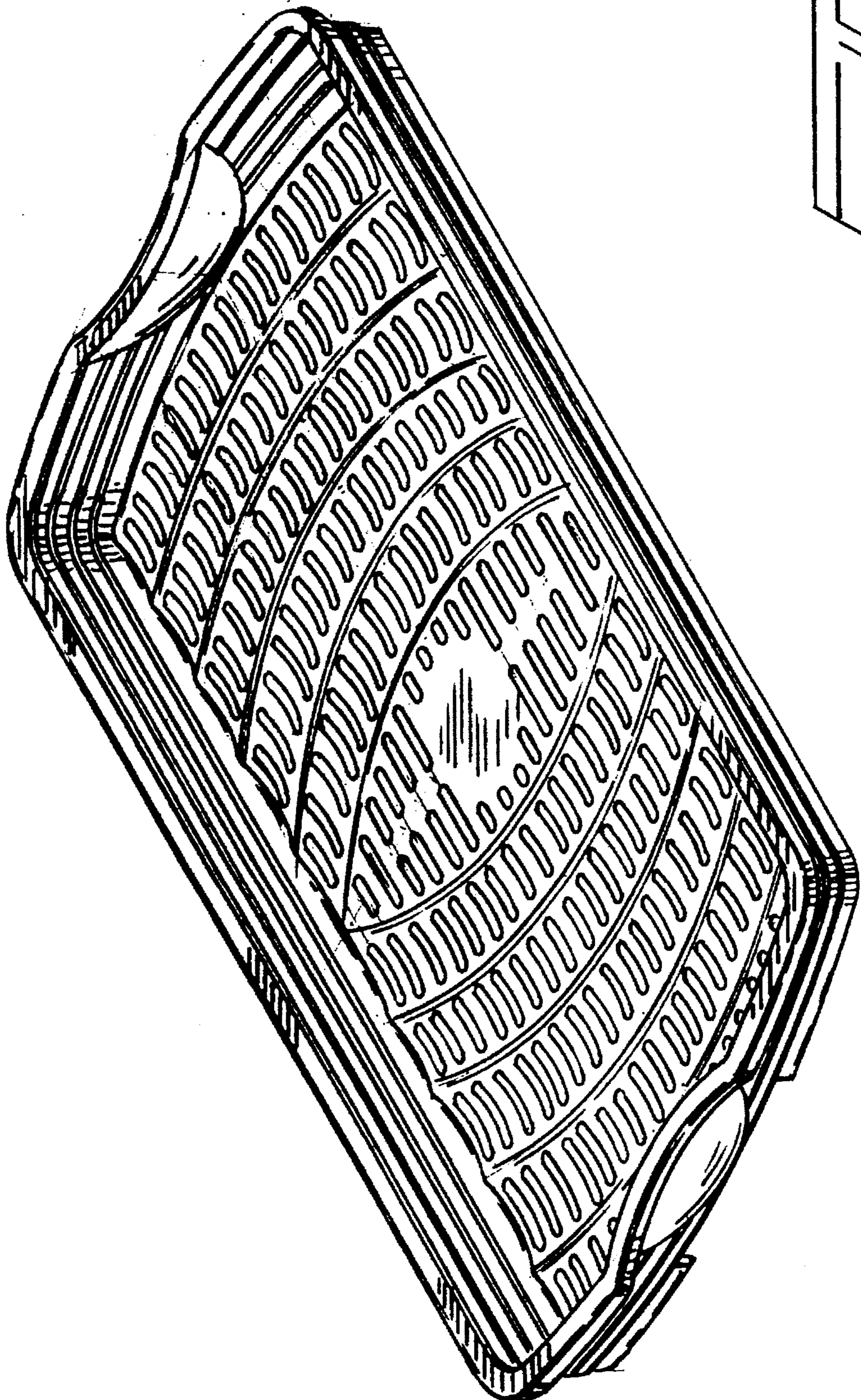


FIG. 1

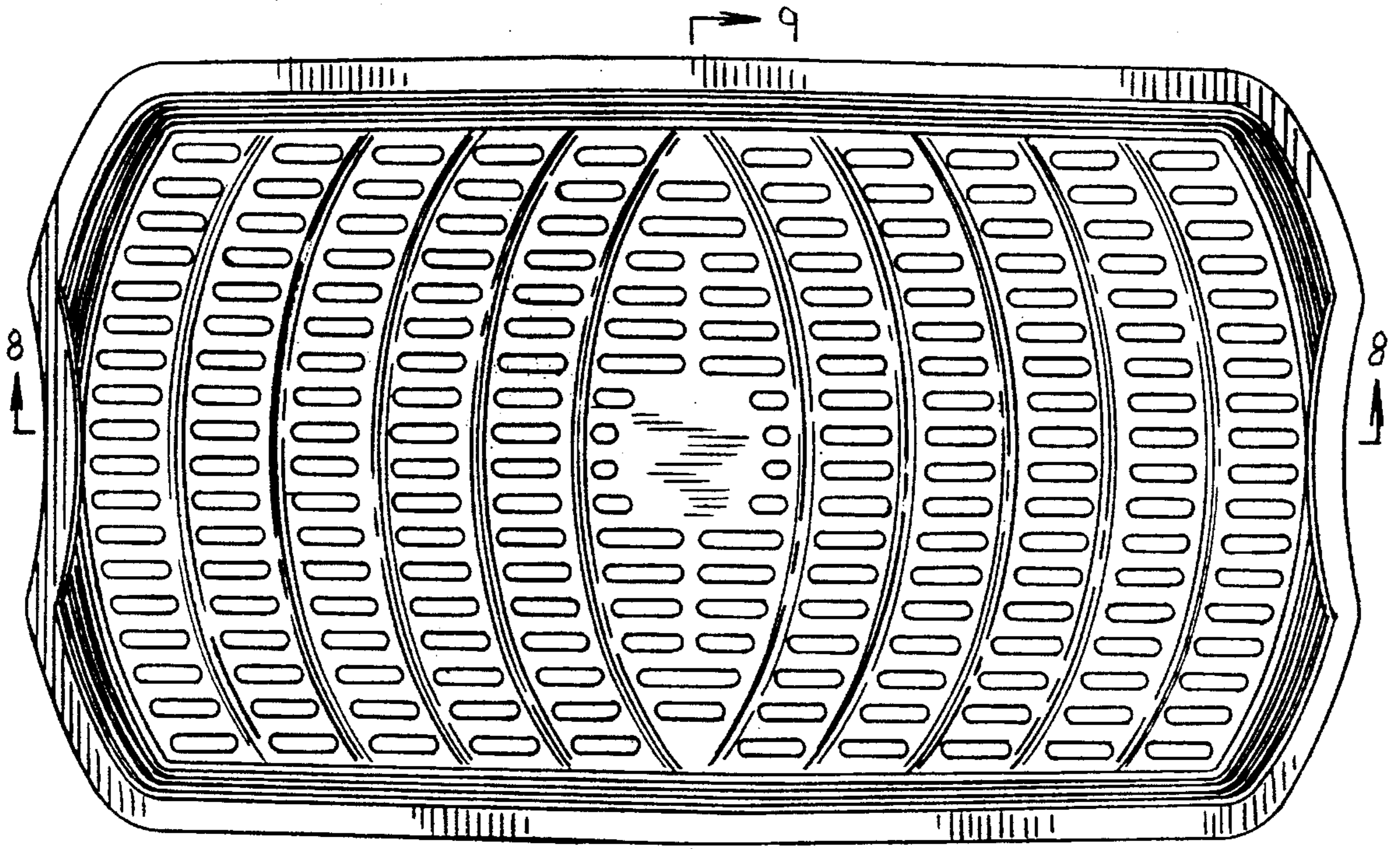


FIG. 2

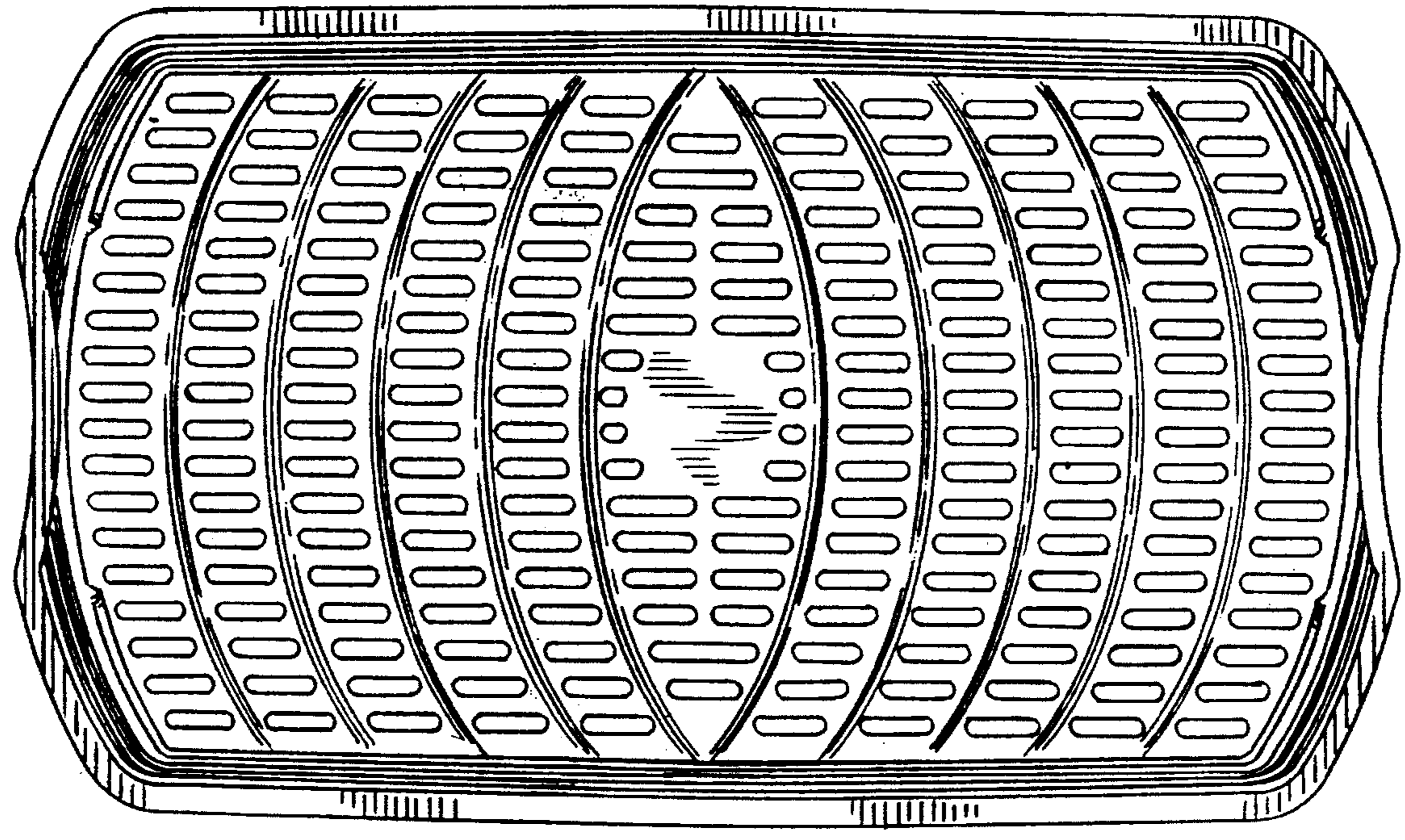


FIG. 3




FIG. 4




FIG. 5



FIG. 6



FIG. 7




FIG. 8




FIG. 9