



US00D378557S

# United States Patent [19] Tal

[11] **Patent Number: Des. 378,557**

[45] **Date of Patent: \*\*Mar. 25, 1997**

[54] **TOOL FOR SQUEEZING CONTENTS FROM FLEXIBLE TUBES**

[76] Inventor: **Zeev Tal**, 15 Ha'Assif St., 34637 Haifa, Israel

[\*\*] Term: **14 Years**

[21] Appl. No.: **27,945**

[22] Filed: **Sep. 2, 1994**

[30] **Foreign Application Priority Data**

Mar. 6, 1994 [IL] Israel ..... 22292

[52] **U.S. Cl.** ..... **D6/541; D8/14**

[58] **Field of Search** ..... **D8/14; D6/541; D32/41, 46; 222/95, 103, 104**

[56] **References Cited**

**U.S. PATENT DOCUMENTS**

D. 341,050	11/1993	Waffensmith	.....	D6/541
4,778,082	10/1988	Vitelle	.....	222/95
4,928,851	5/1990	Eatherly	.....	222/103
5,222,629	6/1993	Tal	.	

**FOREIGN PATENT DOCUMENTS**

535394	11/1955	Italy	.....	222/103
2251591	7/1992	United Kingdom	.....	222/103

*Primary Examiner*—B. J. Bullock  
*Assistant Examiner*—Richelle Shelton  
*Attorney, Agent, or Firm*—Curtis, Morris & Safford, P.C.

[57] **CLAIM**

The ornamental design for a tool for squeezing contents from flexible tubes, as shown and described.

**DESCRIPTION**

FIG. 1 is an isometric upper view of a tool for squeezing contents from flexible tubes showing my new design; FIG. 2 is a reduced top plan view thereof; FIG. 3 is an enlarged isometric bottom view thereof; FIG. 4 is a reduced front elevational view thereof; FIG. 5 is a rear elevational view thereof; and, FIG. 6 is a right side elevational view thereof, the left side elevational view being a mirror image.

**1 Claim, 2 Drawing Sheets**

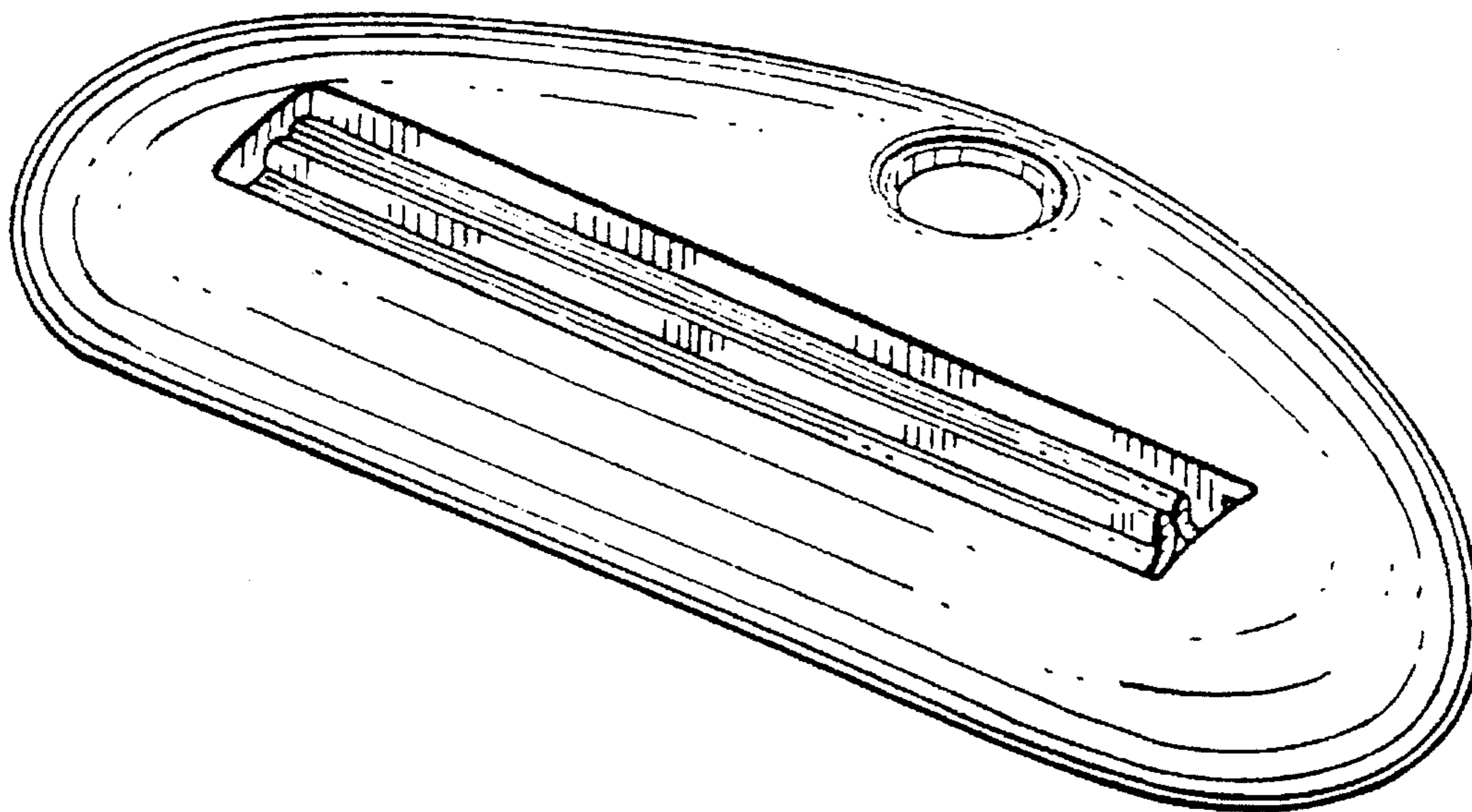


FIG. 1

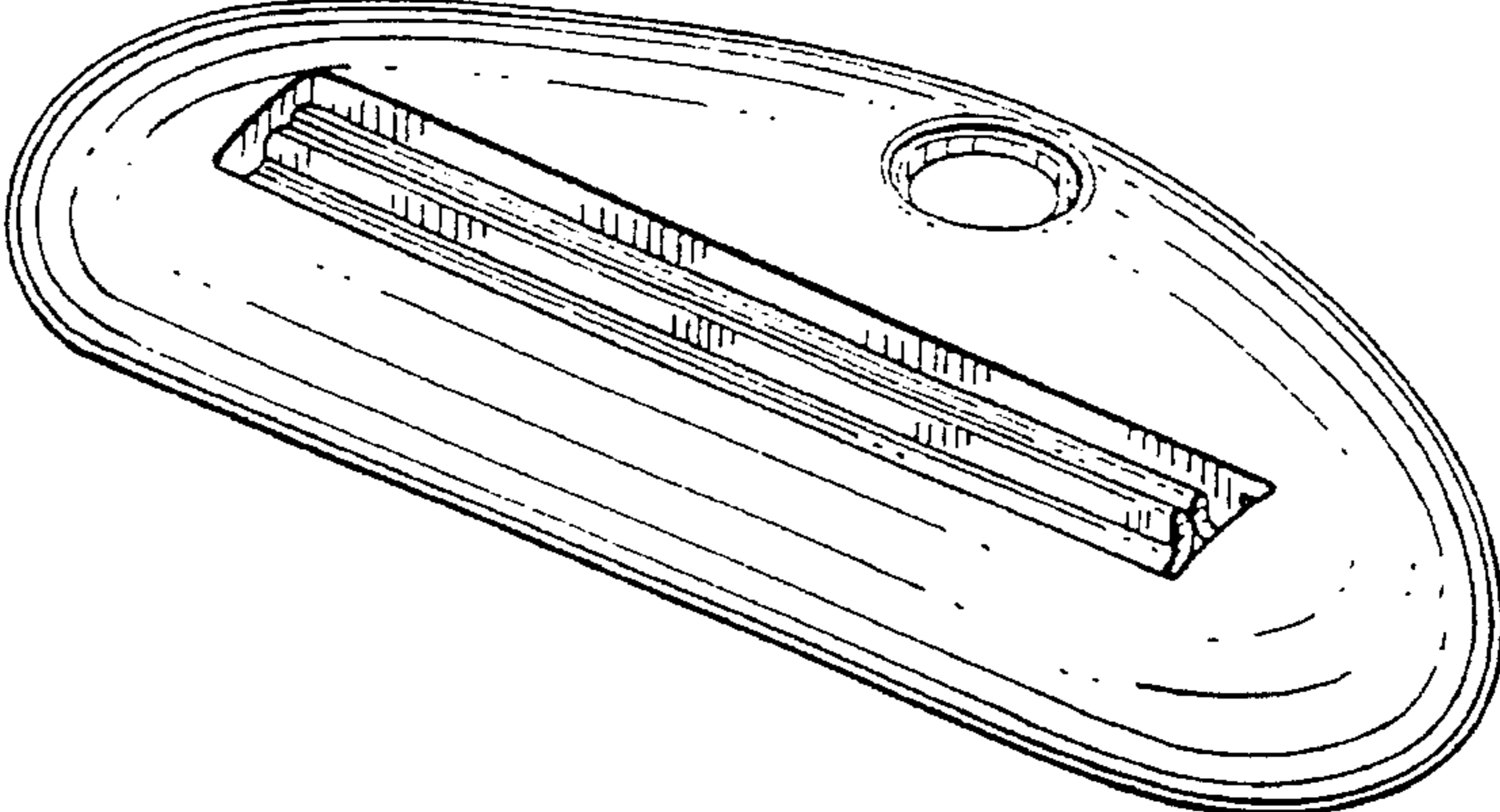


FIG. 2

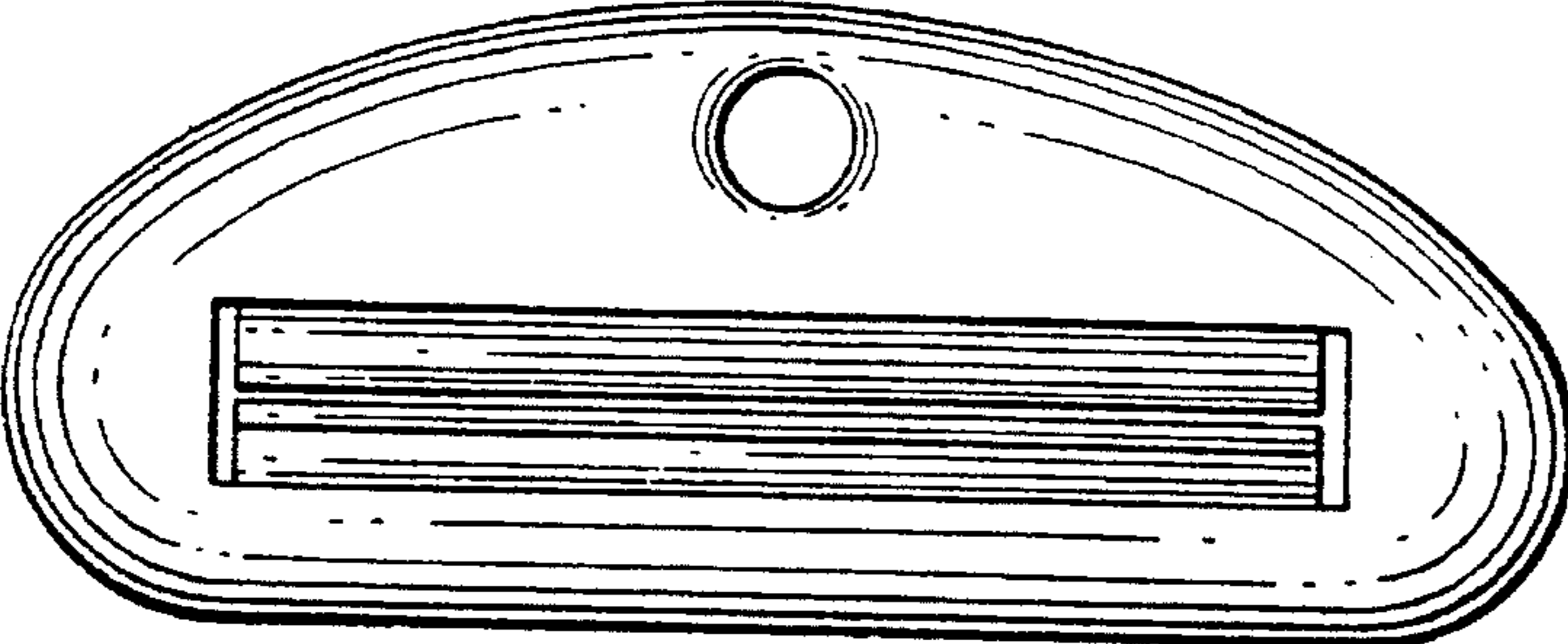
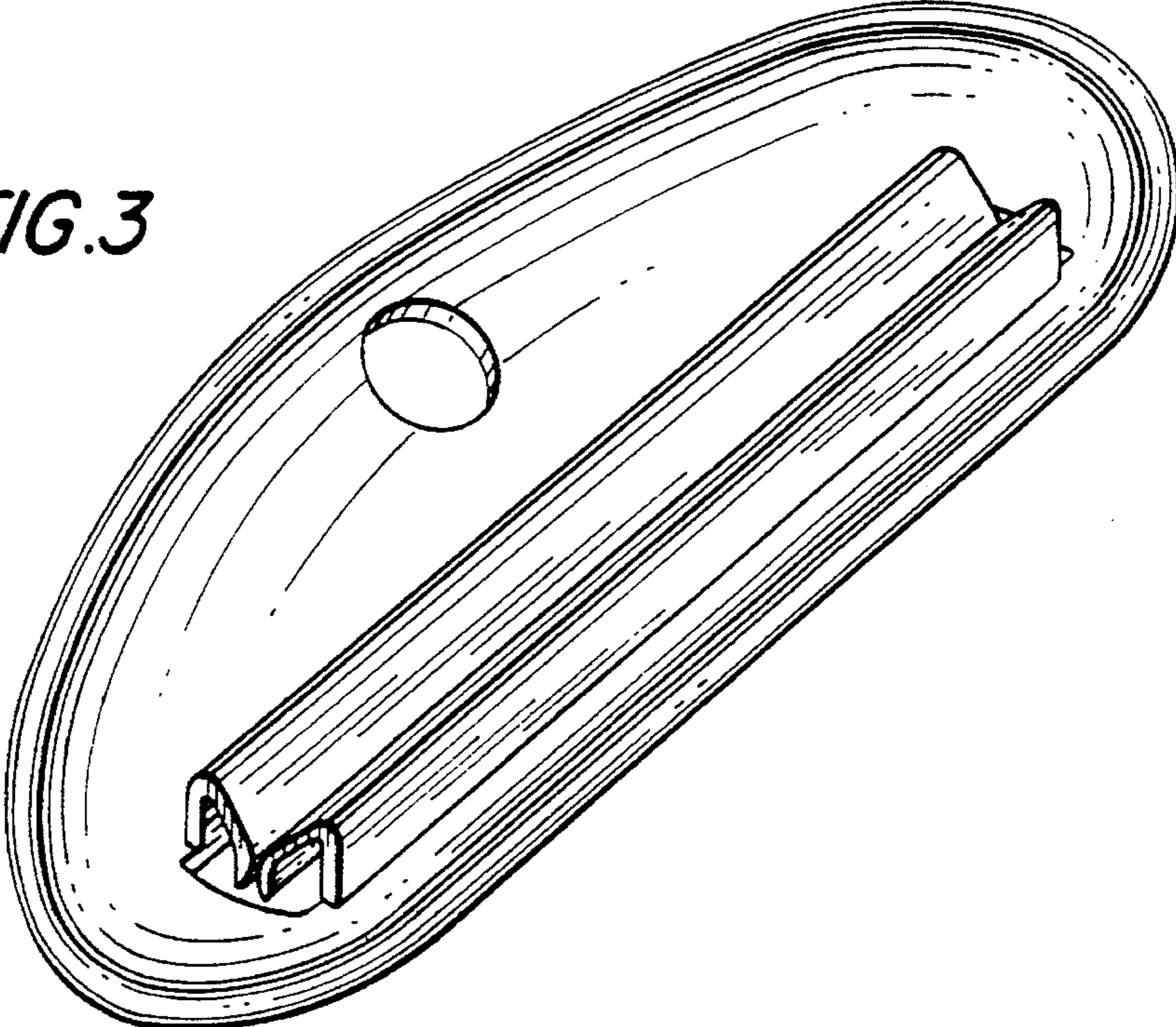



FIG. 3



*FIG. 4*



*FIG. 5*



*FIG. 6*

