



US00D378535S

# United States Patent [19] Wilber

[11] Patent Number: **Des. 378,535**

[45] Date of Patent: **\*\*Mar. 18, 1997**

[54] **WEIGHT TRAINING BAR**

[76] Inventor: **Robert G. Wilber**, 21 St. Johns Ct.,  
Walnut Creek, Calif. 94596

[\*\*] Term: **14 Years**

[21] Appl. No.: **25,443**

[22] Filed: **Jun. 30, 1994**

[52] U.S. Cl. .... **D21/198**

[58] Field of Search ..... D21/191, 196,  
D21/197, 198; D25/119, 199; 52/719, 720,  
726.2, 731.1; 482/122, 106, 107

[56] **References Cited**

**U.S. PATENT DOCUMENTS**

D. 82,529	11/1930	Thomson	.....	D25/199
D. 82,530	11/1930	Thomson	.....	D25/199
919,099	4/1909	Wedmore	.....	52/719
1,460,090	6/1923	Baehr	.....	52/720
1,685,886	10/1928	Speller	.....	52/720
3,726,522	4/1973	Silberman	.....	482/107
4,647,038	3/1987	Noffsinger	.....	482/106
5,013,036	5/1991	Anchia	.....	482/122
5,328,431	7/1994	Winslow	.....	482/106

**OTHER PUBLICATIONS**

Van Huffel Catalog, L-56, 1961, pp. 71-74, Extruded Shapes.

Primary Examiner—Philip S. Hyder

Attorney, Agent, or Firm—Larry D. Johnson

[57] **CLAIM**

The ornamental design for a weight training bar, as shown and described.

**DESCRIPTION**

FIG. 1 is a perspective view of a weight training bar, showing my new design;

FIG. 2 is a front elevational view the rear elevational view being identical;

FIG. 3 is a side sectional view taken along line 3-3 in FIG. 1, the design has a uniform side profile;

FIG. 4 is a top plan view thereof;

FIG. 5 is a bottom plan view thereof;

FIG. 6 is a front elevational view of an alternate embodiment of my design, the side profile being identical to my first embodiment;

FIG. 7 is a top plan view thereof;

FIG. 8 is a bottom plan view thereof;

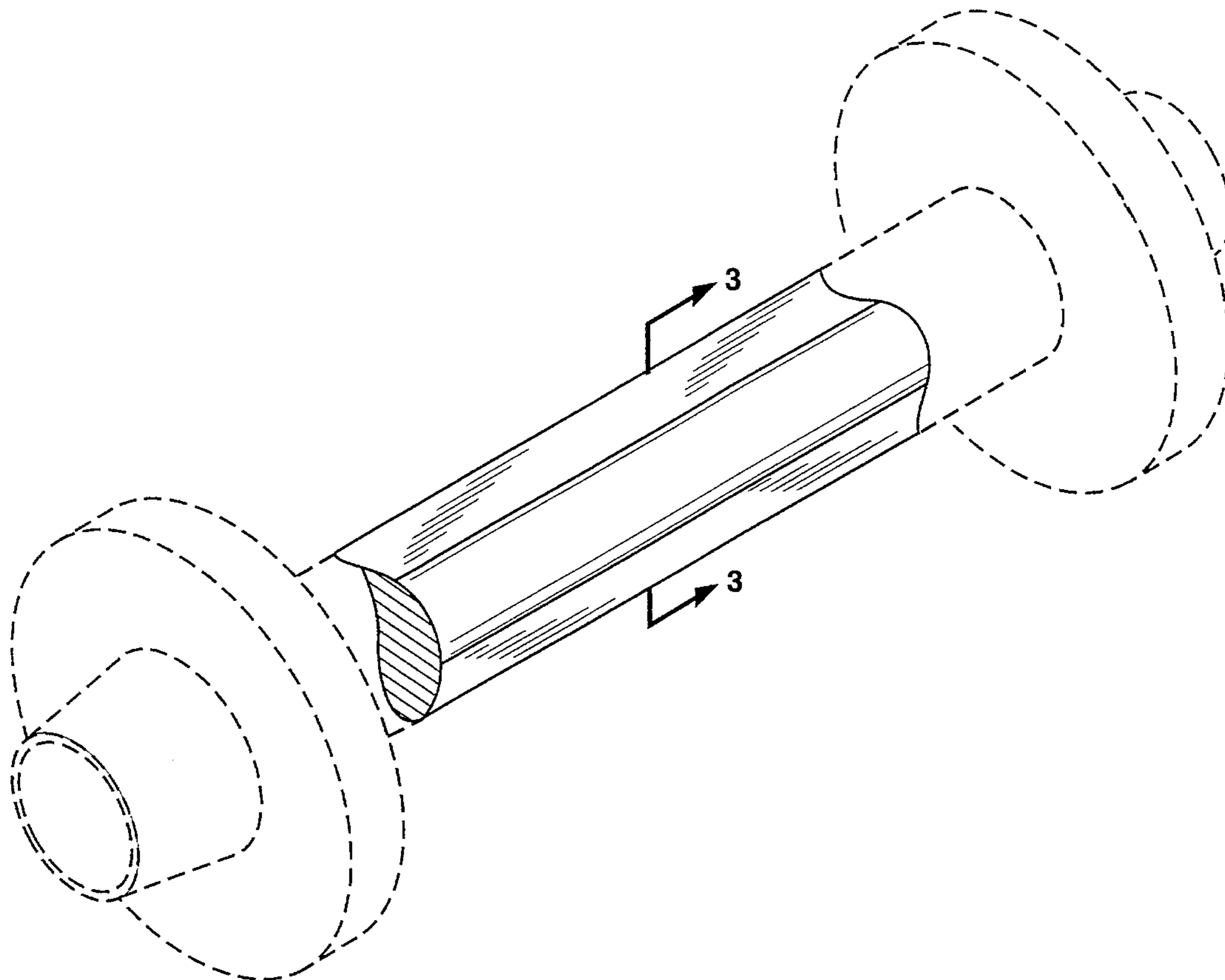
FIG. 9 is a front elevational view of a further alternate embodiment of my design, the side profile being identical to my first embodiment;

FIG. 10 is a top plan view thereof; and,

FIG. 11 is a bottom plan view thereof.

The broken line portion of the drawing is for illustrative purposes only and forms no part of the claimed design.

**1 Claim, 4 Drawing Sheets**



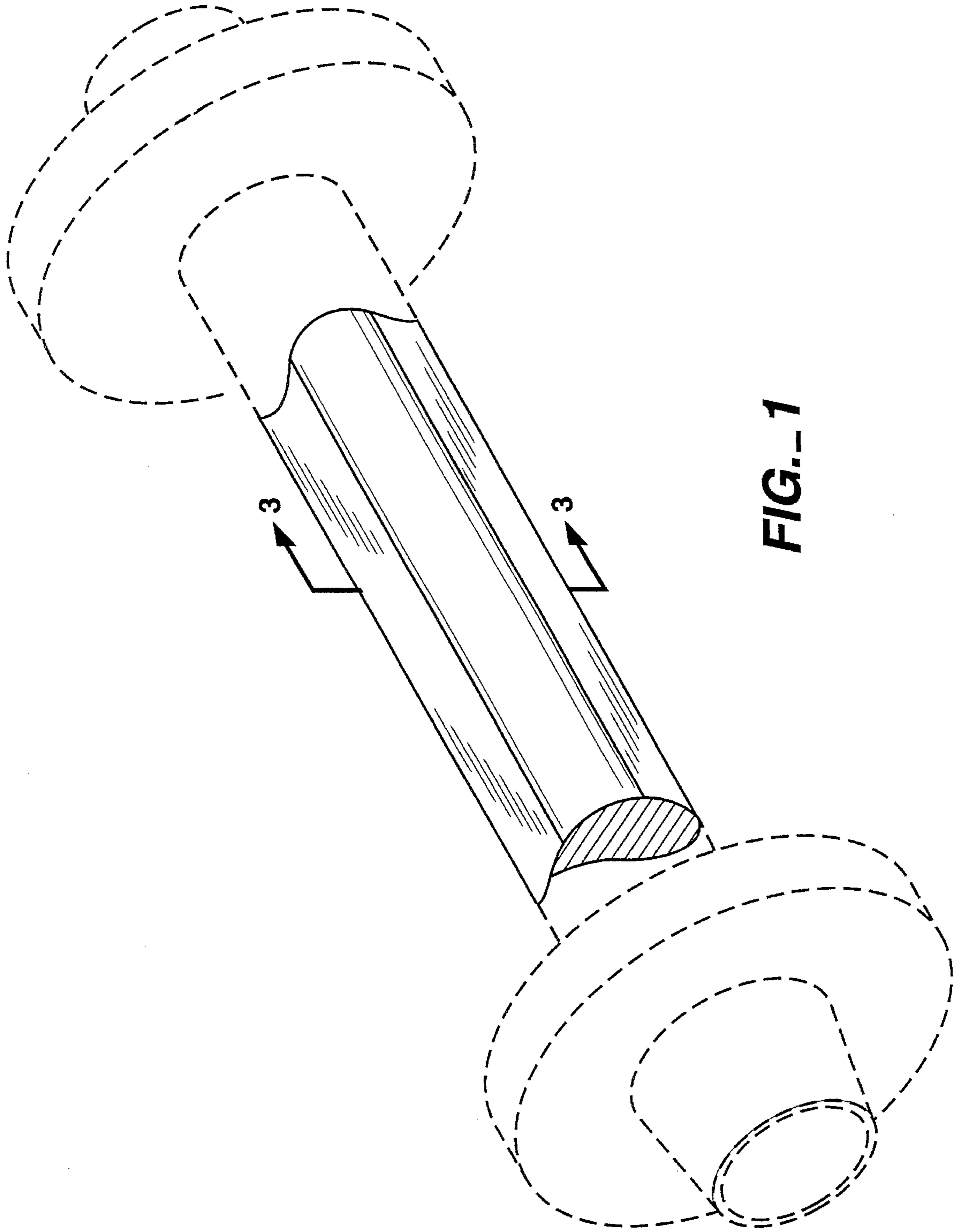
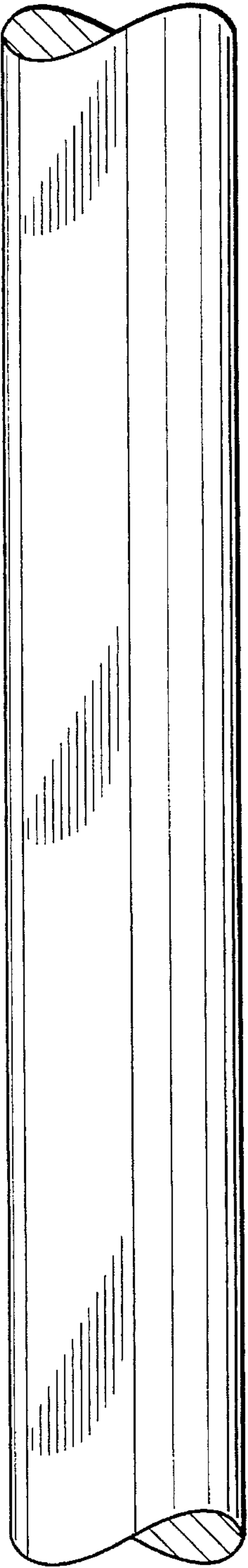
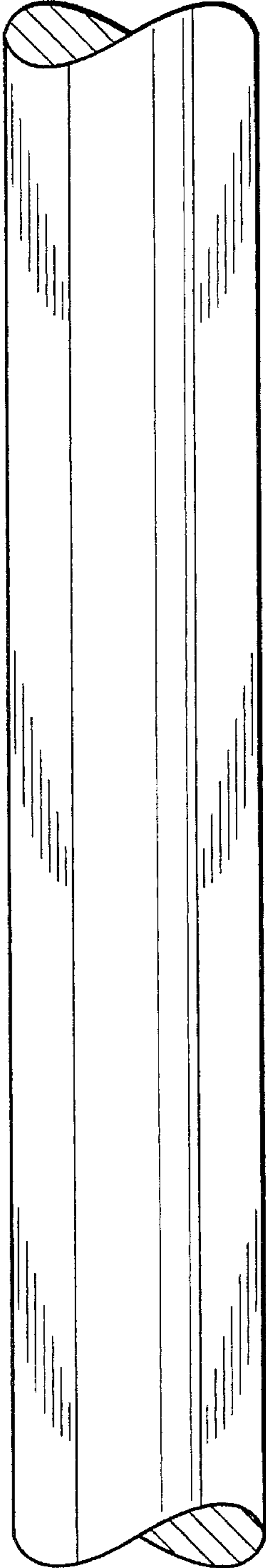


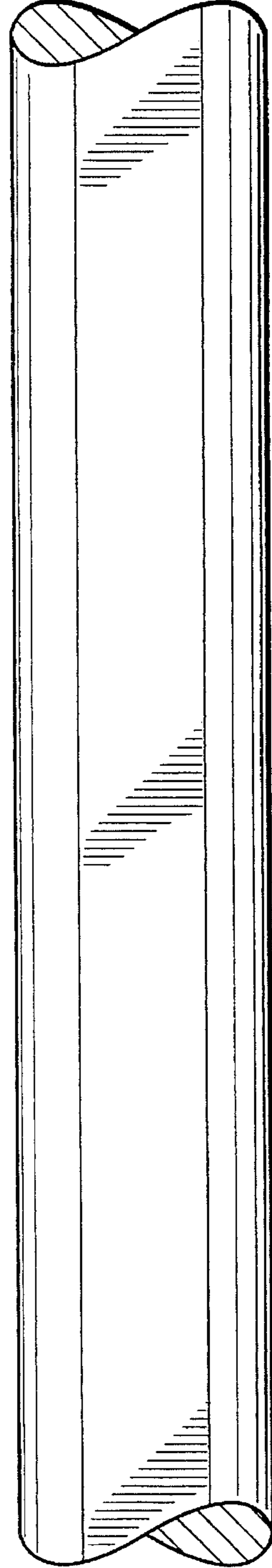
FIG. 1



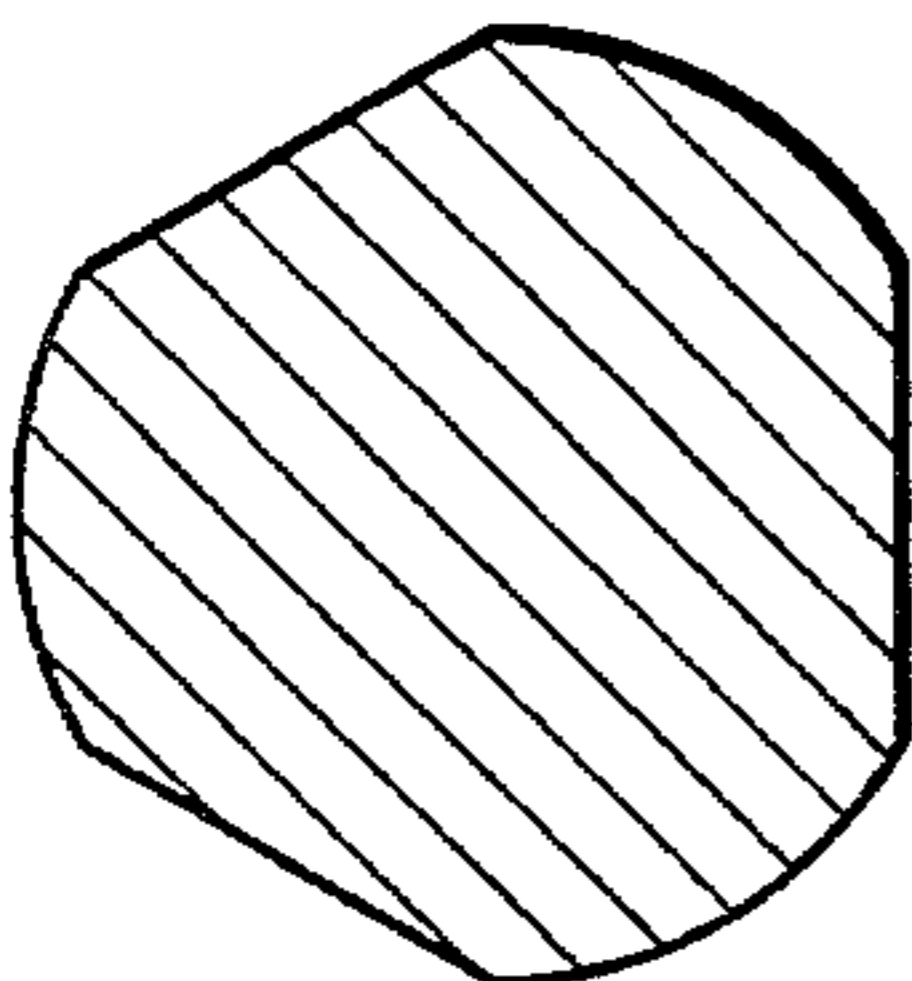
**FIG. 2**




**FIG. 4**




**FIG. 5**



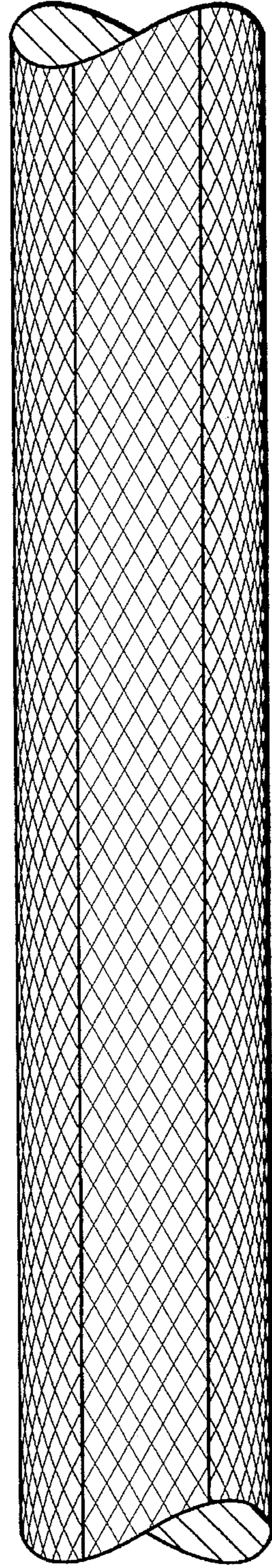
**FIG. 3**



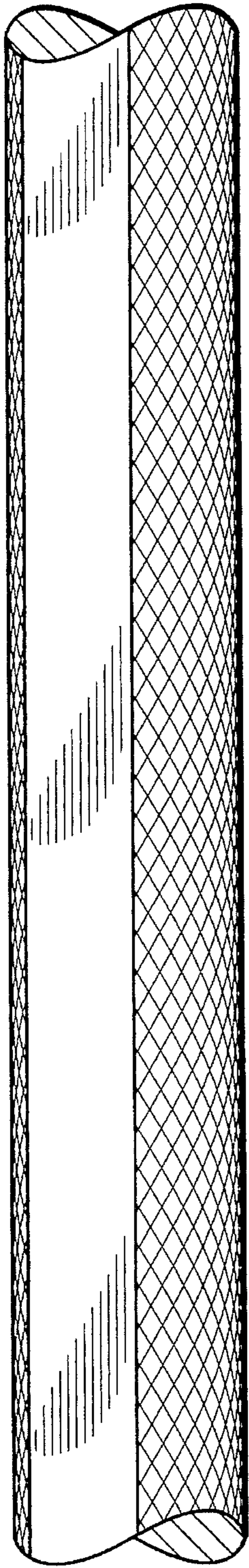
**FIG. 6**



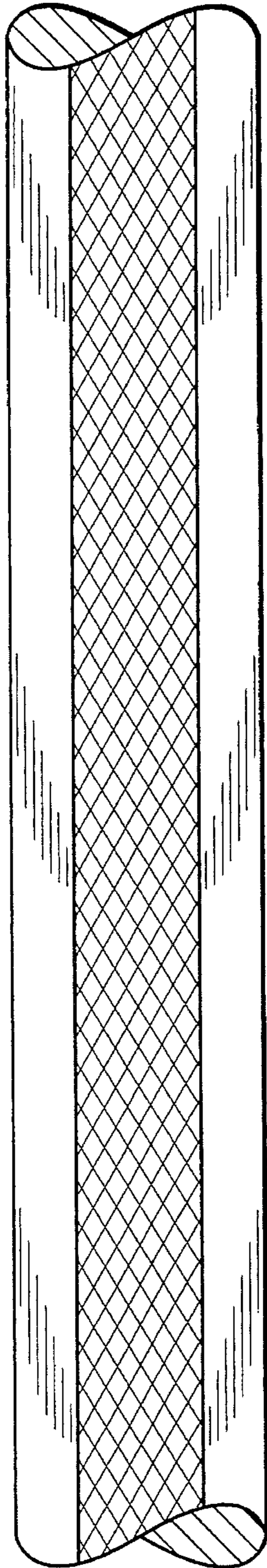
**FIG. 7**



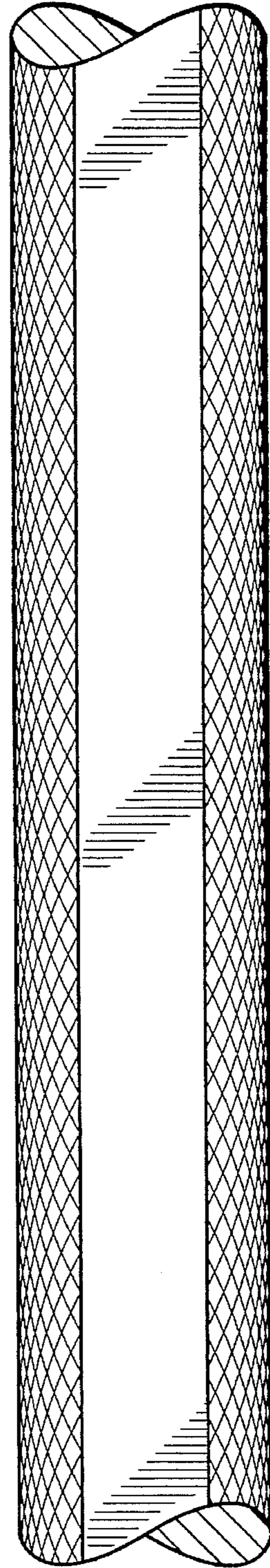
**FIG. 8**



**FIG. 9**



**FIG. 10**



**FIG. 11**