



US00D378531S

United States Patent [19]

Szikszay

[11] Patent Number: **Des. 378,531**

[45] Date of Patent: ****Mar. 18, 1997**

[54] **MAGNETIC DOCUMENT HOLDER**

[76] Inventor: **Bela Szikszay**, P.O. Box 15,
Fleischmanns, N.Y. 12430

[**] Term: **14 Years**

[21] Appl. No.: **54,711**

[22] Filed: **May 20, 1996**

[52] U.S. Cl. **D19/65**; D19/90; D8/395

[58] Field of Search D19/65, 75, 78,
D19/86, 90, 91, 99, 100, 8, 9, 34; D8/395;
D11/78.1; 24/67 R, 67.1, 67.11, 259, 653,
67 AR, 303, 304

[56] **References Cited**

U.S. PATENT DOCUMENTS

D. 57,838	5/1921	Jacob	D19/99 X
D. 221,412	8/1971	Laughlin	D11/78.1
D. 306,876	3/1990	Greenhut et al.	D19/65
D. 311,212	10/1990	Tsuji	D19/65
1,857,488	5/1932	Weeks	24/563
3,348,272	10/1967	Germani	24/563

Primary Examiner—Martie Thompson

[57] **CLAIM**

The ornamental design for a magnetic document holder, as shown and described.

DESCRIPTION

FIG. 1 is a front perspective view of a magnetic document holder showing my new design;

FIG. 2 is a side elevation of the magnetic document holder;

FIG. 3 is a front elevation of the magnetic document holder;

FIG. 4 is a rear elevation of the magnetic document holder;

FIG. 5 is an end elevation of the open end of the magnetic document holder;

FIG. 6 is an end elevation of the closed end of the magnetic document holder; and,

FIG. 7 is a front elevation of the magnetic document holder, the sheets of paper depicted by means of broken lines being for illustrative purposes only and forming no part of the claimed design.

1 Claim, 2 Drawing Sheets




FIG-1




FIG-2




FIG-3

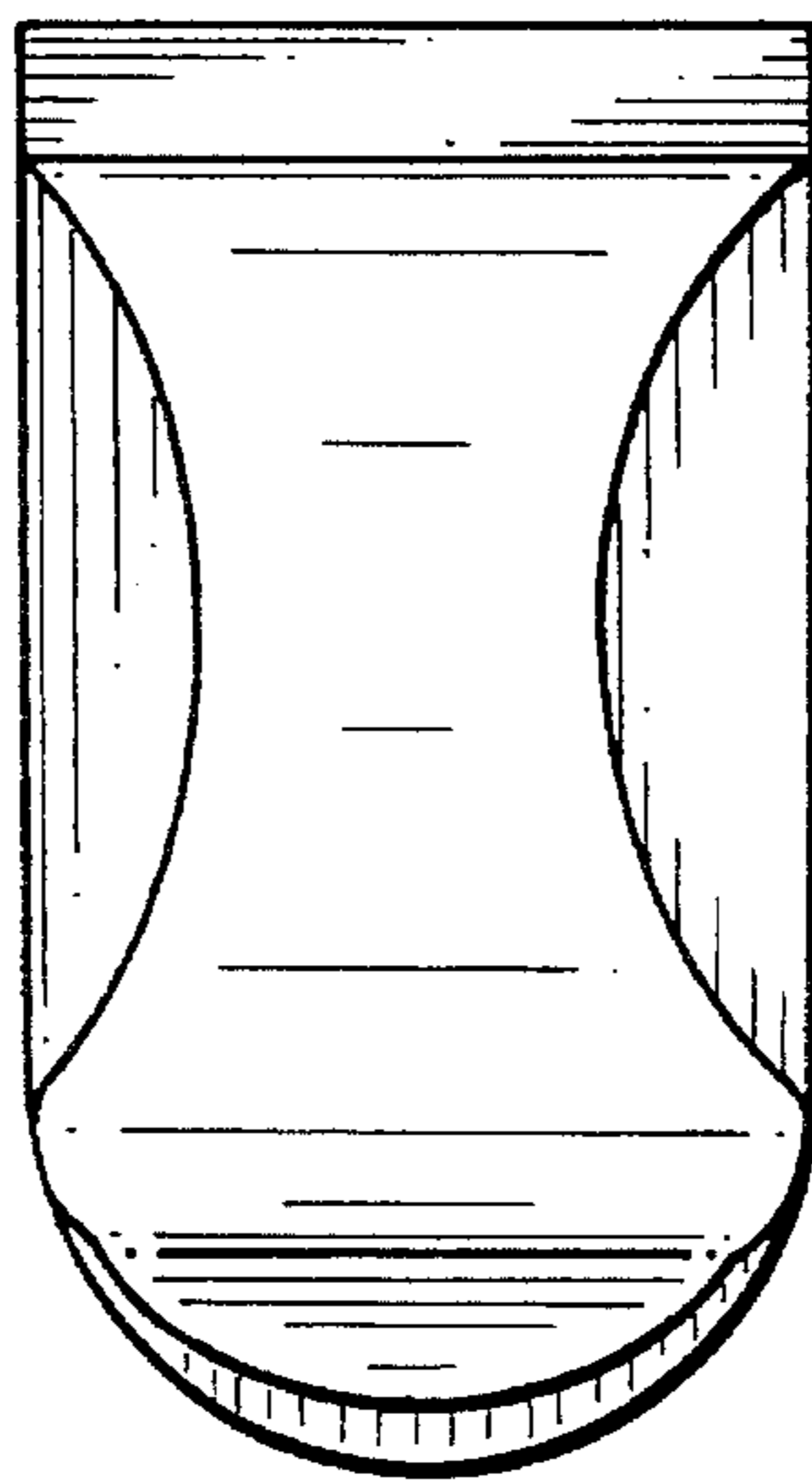


FIG-4




FIG-5



FIG-6




FIG-7

