



US00D378521S

United States Patent [19]

Neuman

[11] Patent Number: **Des. 378,521**

[45] Date of Patent: ****Mar. 18, 1997**

[54] **AUDIO PREAMPLIFIER**

D. 220,723 5/1971 Abbo D14/197

[76] Inventor: **Joseph R. Neuman**, 3590 Bridger Canyon Rd., Bozeman, Mont. 59715

Primary Examiner—Sandra L. Morris
Assistant Examiner—Nanda Bondade
Attorney, Agent, or Firm—Richard C. Conover

[**] Term: **14 Years**

[57] **CLAIM**

[21] Appl. No.: **37,407**

The ornamental design for an audio preamplifier, as shown.

[22] Filed: **Apr. 12, 1995**

DESCRIPTION

[52] U.S. Cl. **D14/188**

[58] Field of Search D14/124, 137, D14/155, 162, 168-169, 171, 188-198, 299; 455/344, 347, 350, 351

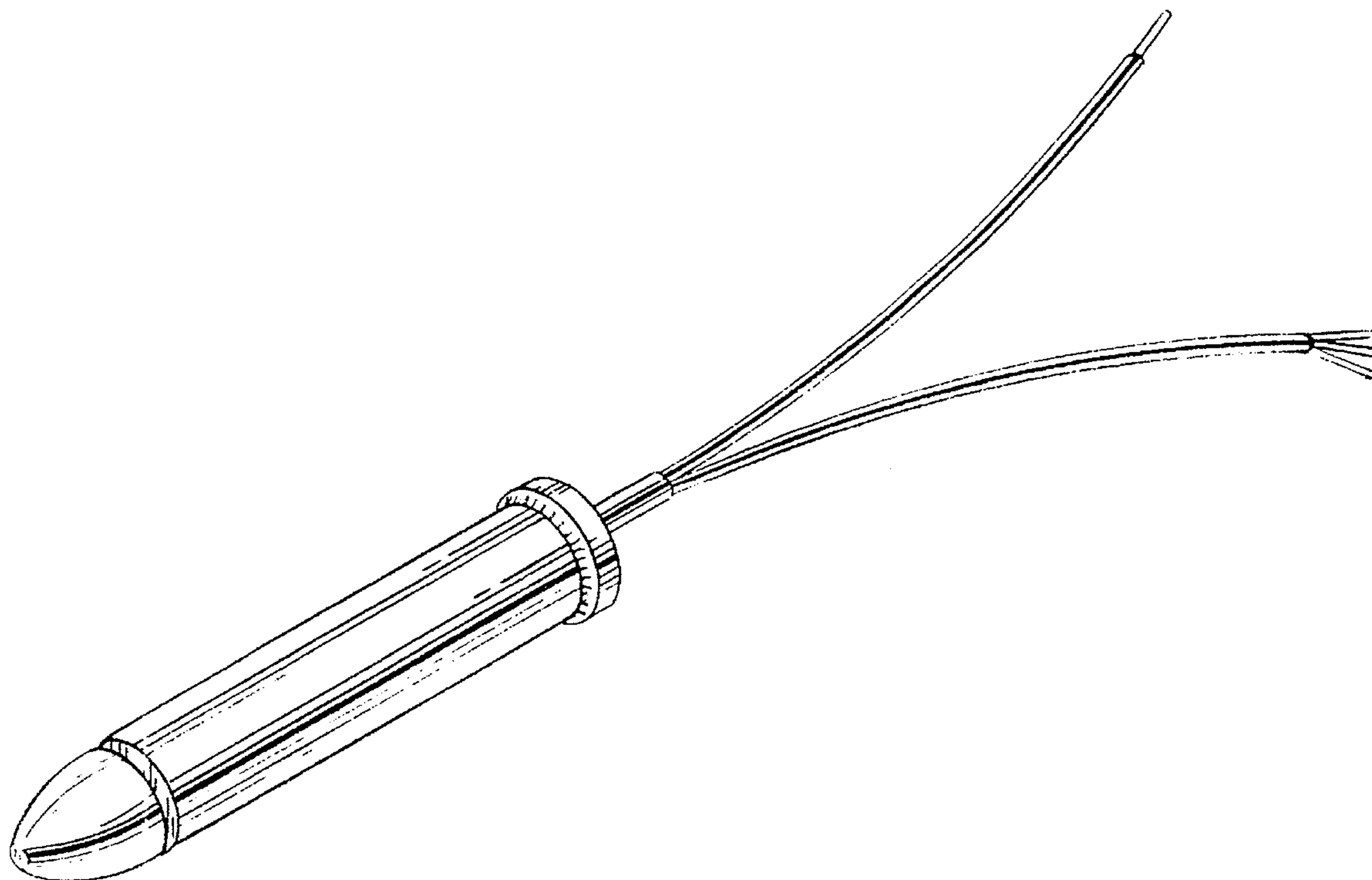
FIG. 1 is a perspective view of an audio preamplifier according to the present design;
FIG. 2 is an elevational view of the left end of the audio preamplifier shown in FIG. 1;
FIG. 3 is an elevational view of the right end of the audio preamplifier shown in FIG. 1; and,
FIG. 4 is a front elevational view of the audio preamplifier shown in FIG. 1.

[56] References Cited

U.S. PATENT DOCUMENTS

- D. 185,413 6/1959 Browner D14/188
- D. 209,173 11/1967 Swee D14/188
- D. 216,394 12/1969 Blackwell D114/188

1 Claim, 1 Drawing Sheet






FIG. 1

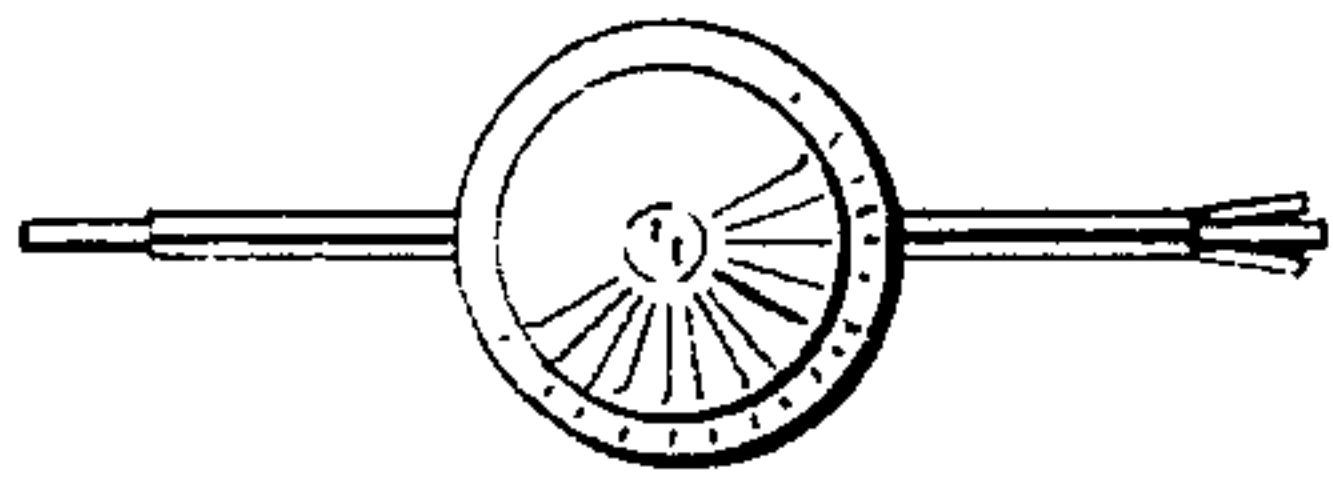


FIG. 2

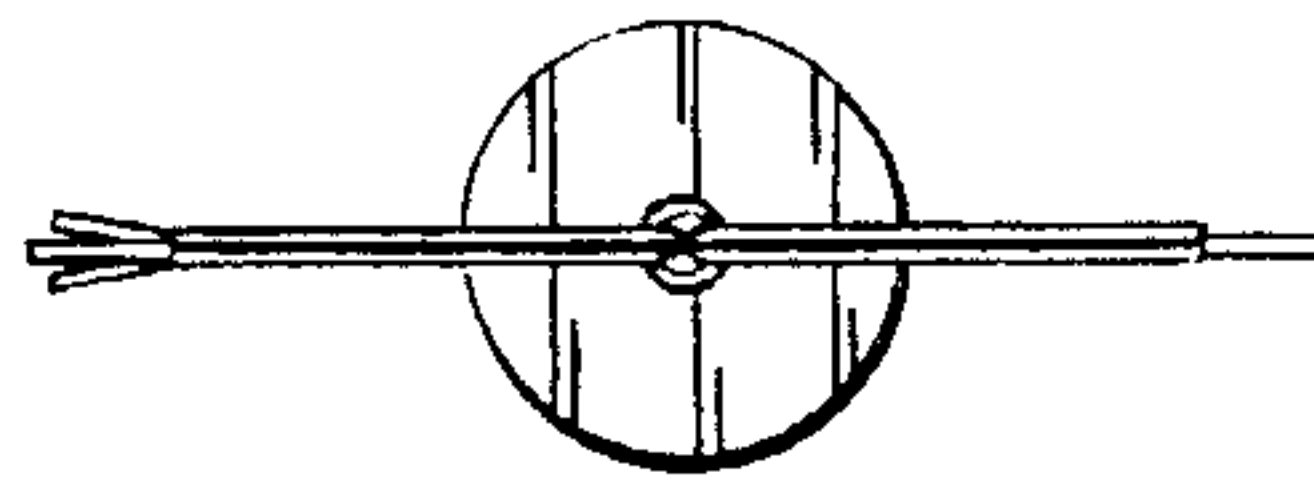


FIG. 3




FIG. 4