



US00D378505S

United States Patent [19] Graas

[11] Patent Number: **Des. 378,505**

[45] Date of Patent: ****Mar. 18, 1997**

[54] **TIRE TREAD**

4,982,775 1/1991 Matsumoto 152/209
5,343,914 9/1994 Wako 152/209

[75] Inventor: **Maurice Graas**, Reichlange,
Luxembourg

FOREIGN PATENT DOCUMENTS

M9404565 10/1994 Germany .

[73] Assignee: **The Goodyear Tire & Rubber
Company**, Akron, Ohio

OTHER PUBLICATIONS

[**] Term: **14 Years**

Atlas Metric ST tire, 1994 *Tread Design Guide*, p. 4.
Yokohama Y372 tire, 1994 *Tread Design Guide*, p. 68.

[21] Appl. No.: **41,898**

Primary Examiner—James M. Gandy
Assistant Examiner—Robert M. Spear
Attorney, Agent, or Firm—T. P. Lewandowski

[22] Filed: **Jul. 26, 1995**

[52] U.S. Cl. **D12/147**

[58] Field of Search D12/136, 141,
D12/146, 147, 148, 151; 152/209 R, 209 D

[57] **CLAIM**

The ornamental design for a tire tread, as shown and described.

[56] **References Cited**

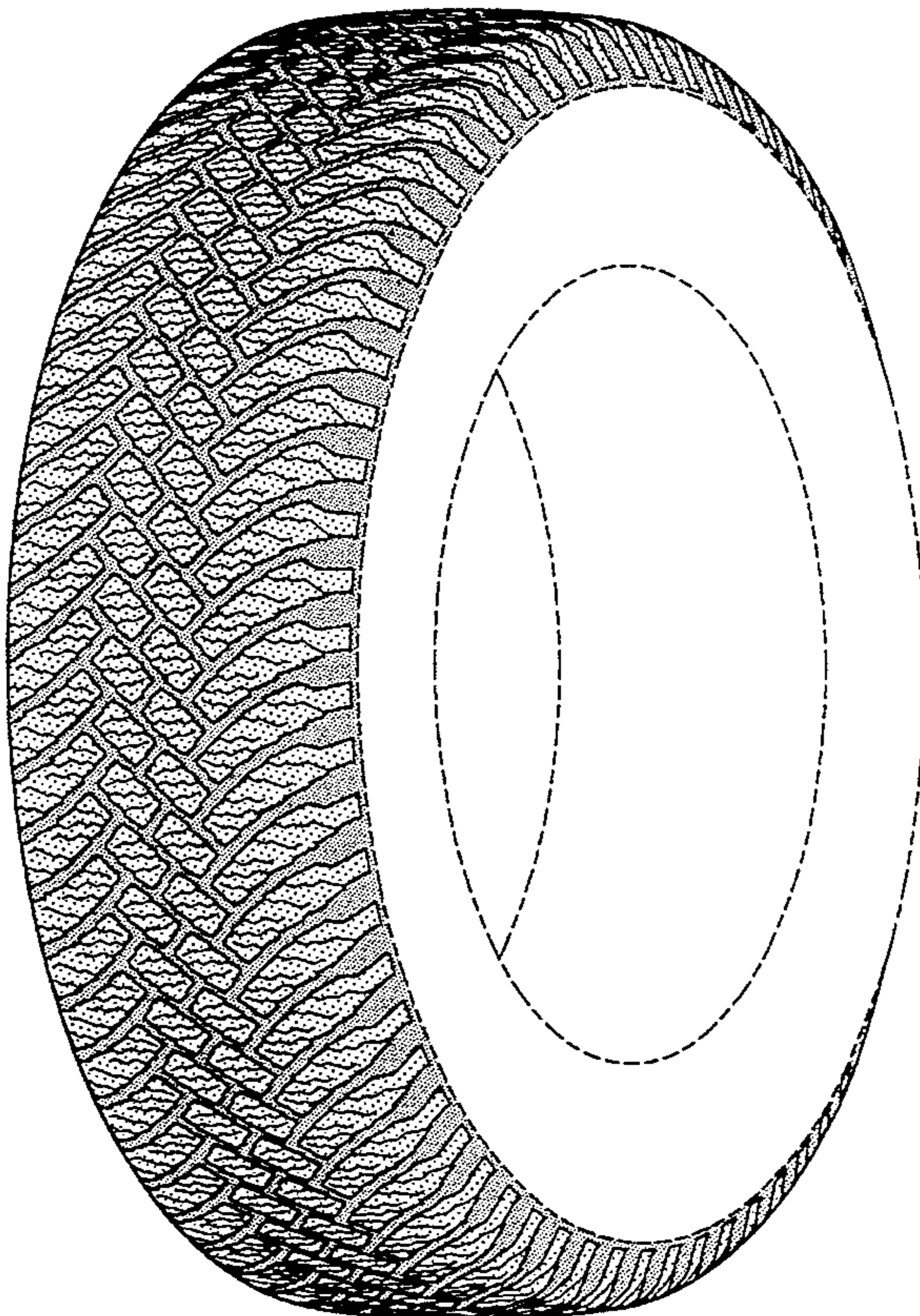
DESCRIPTION

U.S. PATENT DOCUMENTS

D. 208,134	7/1967	Pedroso	D12/146
D. 284,750	7/1986	Kawabata et al.	D12/147
D. 287,706	1/1987	Takeuchi	D12/146
D. 288,079	2/1987	Takehara	D12/146
D. 288,191	2/1987	Nakagawa et al.	D12/147
D. 307,120	4/1990	Ingley et al.	D12/146
D. 312,995	12/1990	Tagashira	D12/147
D. 340,897	11/1993	Kuroda	D12/147
D. 341,346	11/1993	Himuro et al.	D12/147
D. 345,133	3/1994	Himuro et al.	D12/147
D. 345,327	3/1994	Ota et al.	D12/146
D. 348,863	7/1994	Narabayashi et al.	D12/147
D. 354,029	1/1995	Voigt et al.	D12/147
D. 355,876	2/1995	Diensthuber	D12/151
D. 361,967	9/1995	White	D12/151

FIG. 1 is a perspective view of a tire tread, it being understood that the pattern is repeated uniformly throughout the circumference of the tread;
FIG. 2 is a front elevational view thereof;
FIG. 3 is a side elevational view thereof the opposite side elevational view being identical thereto; and,
FIG. 4 is an enlarged fragmentary front view thereof.
In the drawings, the broken lines defining the inner bead of the sidewall and the peripheral boundary between the tire tread and the sidewall are for illustrative purposes only and form no part of the claimed design.

1 Claim, 4 Drawing Sheets



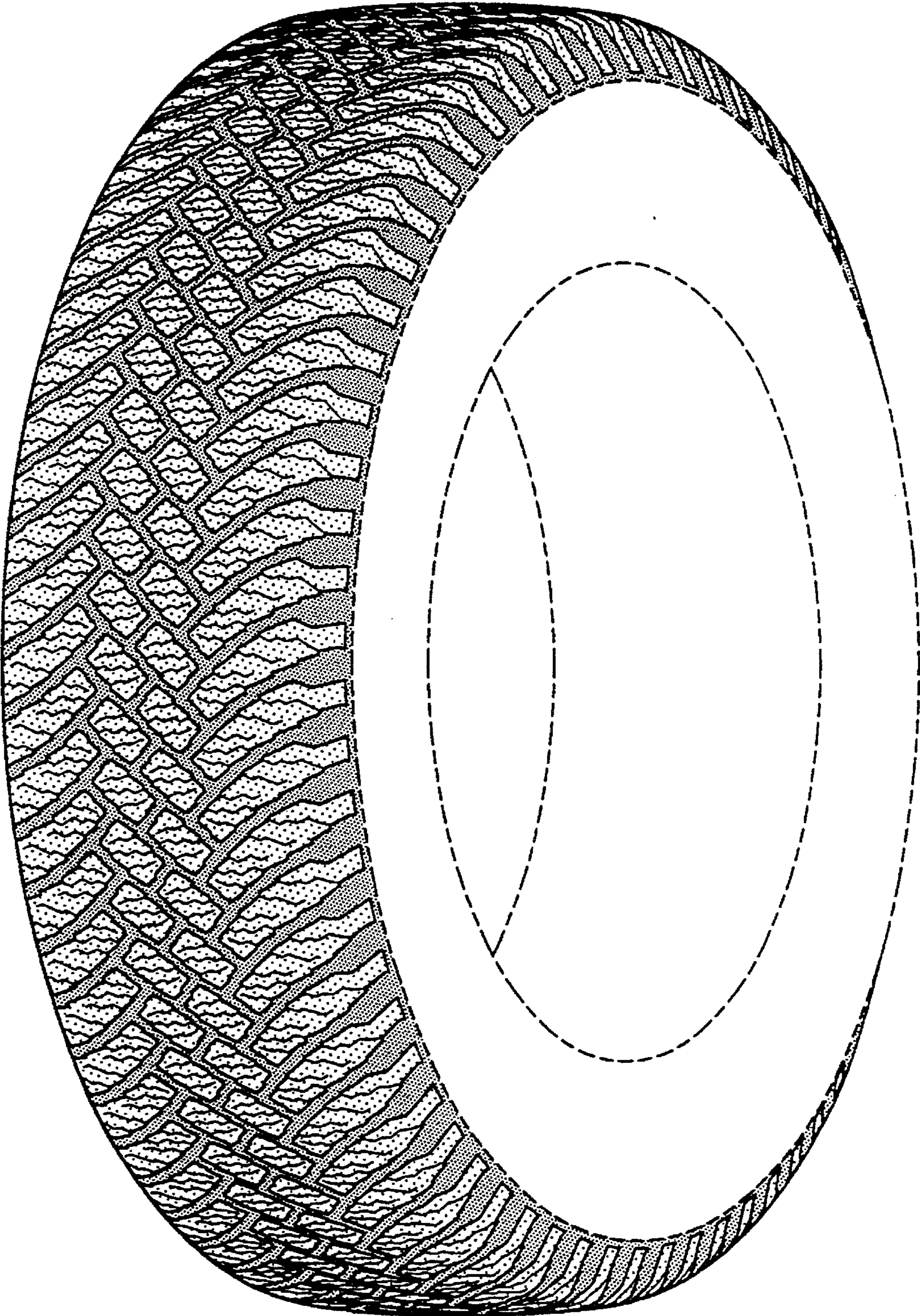


FIG-1




FIG-2

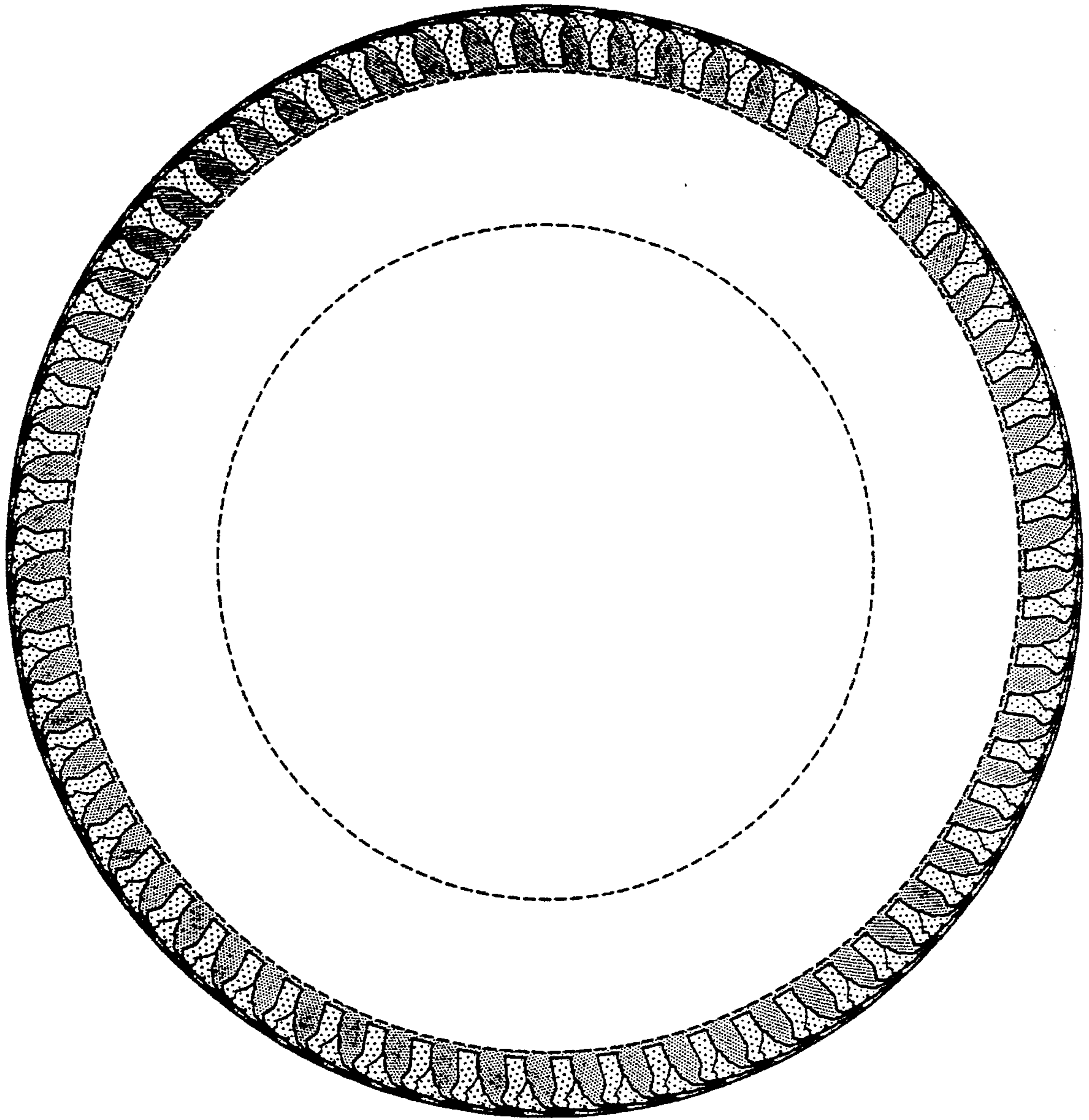


FIG-3




FIG-4