



US00D378502S

United States Patent [19]

Szlanfucht

[11] Patent Number: Des. 378,502

[45] Date of Patent: **Mar. 18, 1997

[54] PENDANT

5,022,237 6/1991 Monderer et al. .
5,184,481 2/1993 Joseph et al. .

[76] Inventor: Jane L. Szlanfucht, 19156 Orchard Heights Dr., South Bend, Ind. 46614

FOREIGN PATENT DOCUMENTS

[**] Term: 14 Years

2519793 11/1976 Germany .
752167 7/1956 United Kingdom .

[21] Appl. No.: 49,568

Primary Examiner—Ralf Seifert
Attorney, Agent, or Firm—Richard C. Litman

[22] Filed: Jan. 29, 1996

[52] U.S. Cl. D11/81; D11/103

[57] CLAIM

[58] Field of Search D11/1, 2, 48, 56,
D11/80, 81, 103; 63/1.1, 2, 12, 13, 18,
20

The ornamental design for a pendant, as shown and described.

DESCRIPTION

[56] References Cited


U.S. PATENT DOCUMENTS

D. 156,136	11/1949	Majeska .	
D. 263,571	3/1982	Beir	D11/103
D. 265,008	6/1982	O'Bassey	D11/103
D. 277,466	2/1985	Chien	D11/103
D. 301,315	5/1989	Yoshida .	
D. 301,316	5/1989	Yoshida .	
D. 301,317	5/1989	Yoshida .	
D. 301,318	5/1989	Yoshida .	
D. 334,354	3/1993	McNalley, Jr. .	
D. 339,762	9/1993	Coleman .	
D. 342,691	12/1993	Milgrom .	
D. 342,918	1/1994	Henry .	
D. 363,537	10/1995	Moody	D11/103
4,057,980	11/1977	DeCesaris .	

FIG. 1 is an environmental front and left side perspective view of a pendant showing my new design;
FIG. 2 is a top plan view thereof;
FIG. 3 is a front elevational view thereof;
FIG. 4 is a bottom plan view thereof;
FIG. 5 is a right side elevational view thereof;
FIG. 6 is a left side elevational view thereof; and,
FIG. 7 is a rear elevational view thereof.

The broken line showing of a human figure and pendant chain in FIG. 1, and of additional circular forms within the open portion of the design in FIGS. 1, 3, and 6, is for illustrative purposes only and forms no part of the claimed design.

1 Claim, 2 Drawing Sheets






FIG. 1

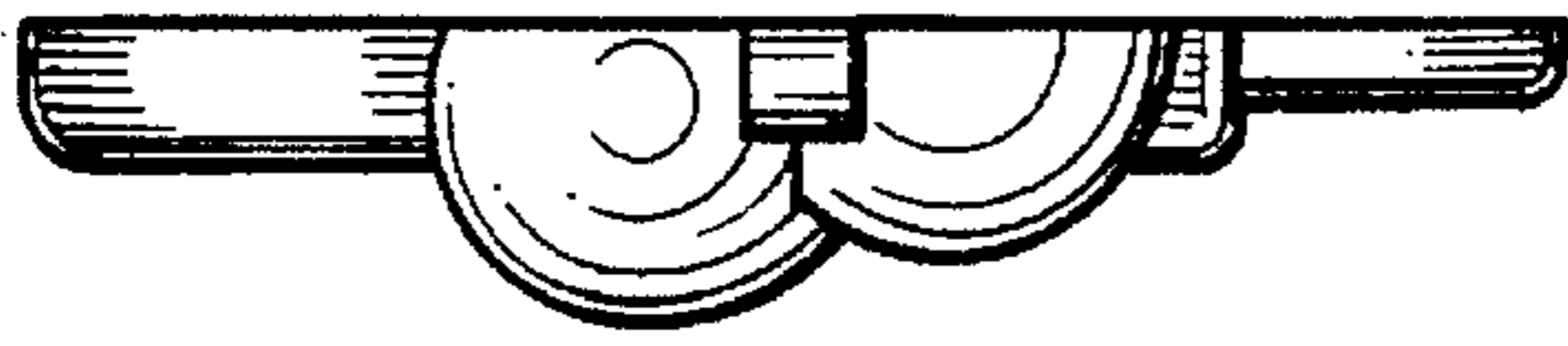


FIG. 2



FIG. 5




FIG. 3



FIG. 6

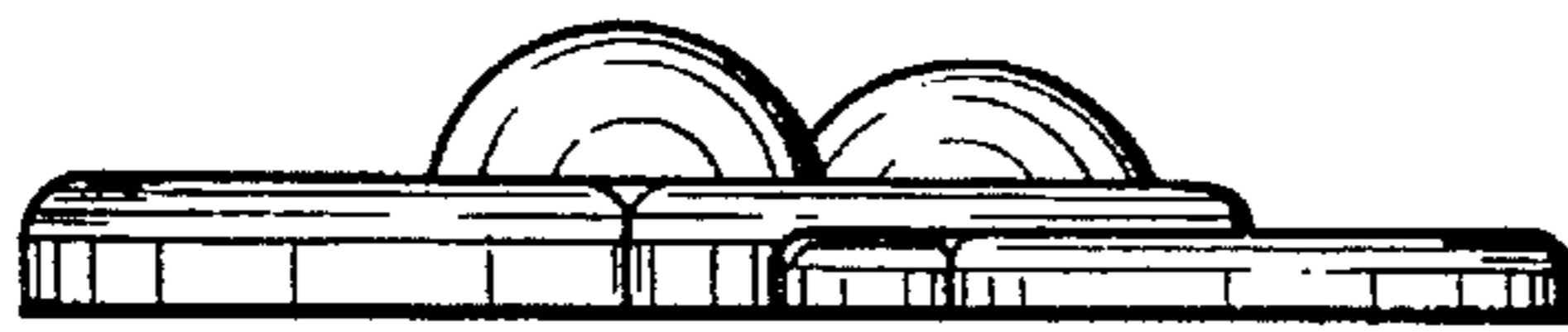


FIG. 4




FIG. 7