



US00D378476S

**United States Patent** [19]  
**Spaeth**

[11] **Patent Number: Des. 378,476**  
[45] **Date of Patent: \*\*Mar. 18, 1997**

[54] **ADJUSTABLE BOAT CHAIR**

*Attorney, Agent, or Firm*—Wheeler Kromholz & Manion

[76] Inventor: **Kenneth A. Spaeth**, 3204 Mishicot Rd.,  
Two Rivers, Wis. 54241

[57] **CLAIM**

[\*\*] Term: **14 Years**

The ornamental design for an adjustable boat chair, as shown  
and described.

[21] Appl. No.: **41,708**

**DESCRIPTION**

[22] Filed: **Jul. 21, 1995**

[52] U.S. Cl. .... **D6/367; D6/368**

[58] Field of Search ..... D6/334, 335, 336,  
D6/367, 368, 374, 379, 380, 500, 501,  
502; 297/353

FIG. 1 is rear perspective view showing the features of the  
adjustable boat chair with the cushion in an exploded  
condition; and,

FIG. 2 is a rear perspective view showing the features of the  
adjustable boat chair with the cushion in the installed  
condition.

[56] **References Cited**

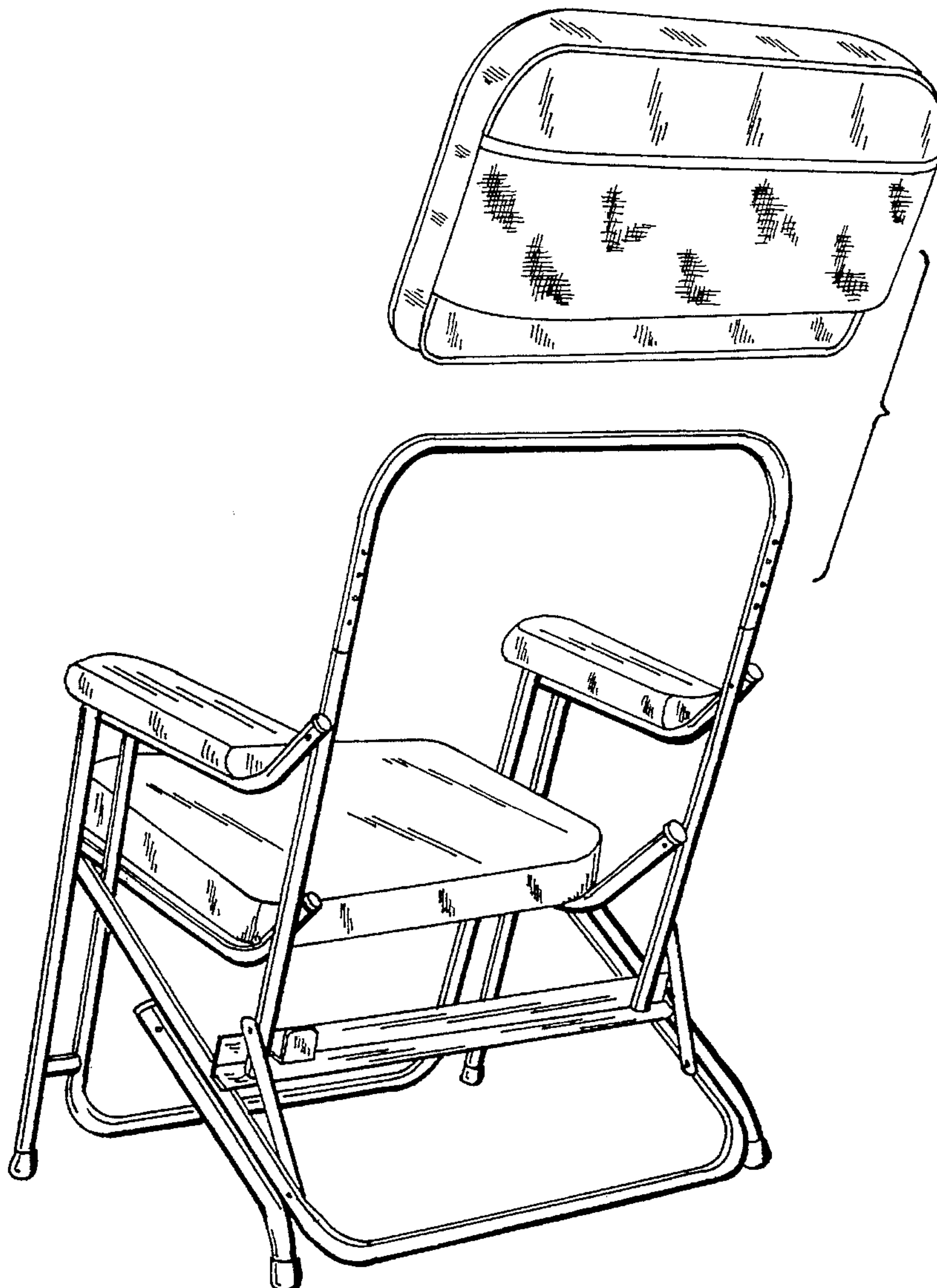
**U.S. PATENT DOCUMENTS**

D. 172,660	7/1954	Budai .....	D6/368
D. 175,596	9/1955	Hampshire .....	D6/335
D. 361,683	8/1995	Juhl .....	D6/501

The left side of the adjustable boat chair is a mirror image  
of that shown in FIGS. 1 and 2. The portions of the  
adjustable boat chair as seen from the front which are not  
shown in the drawing views form no part of the claimed  
design.

*Primary Examiner*—Gary D. Watson

**1 Claim, 2 Drawing Sheets**



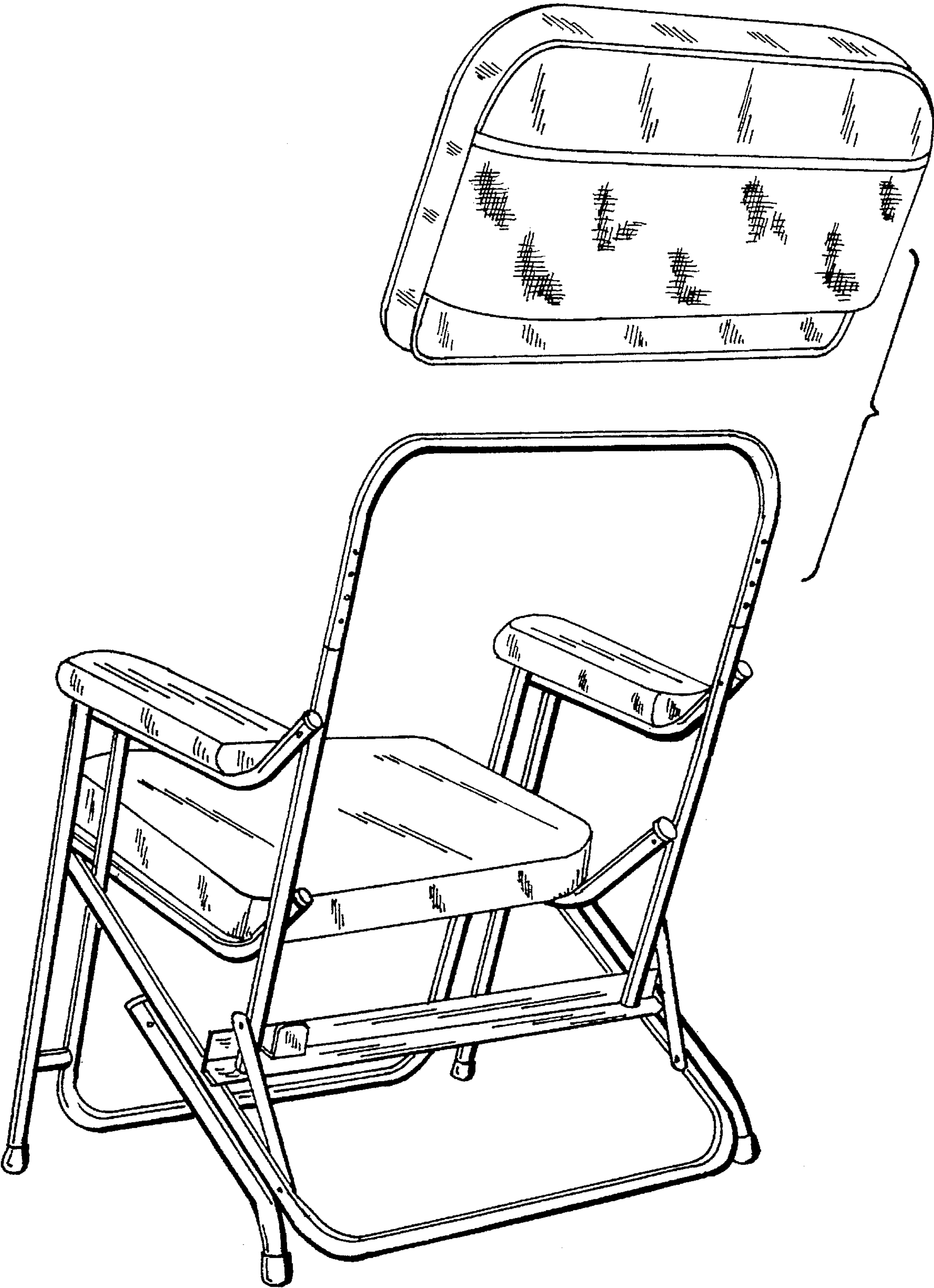


FIG. 1

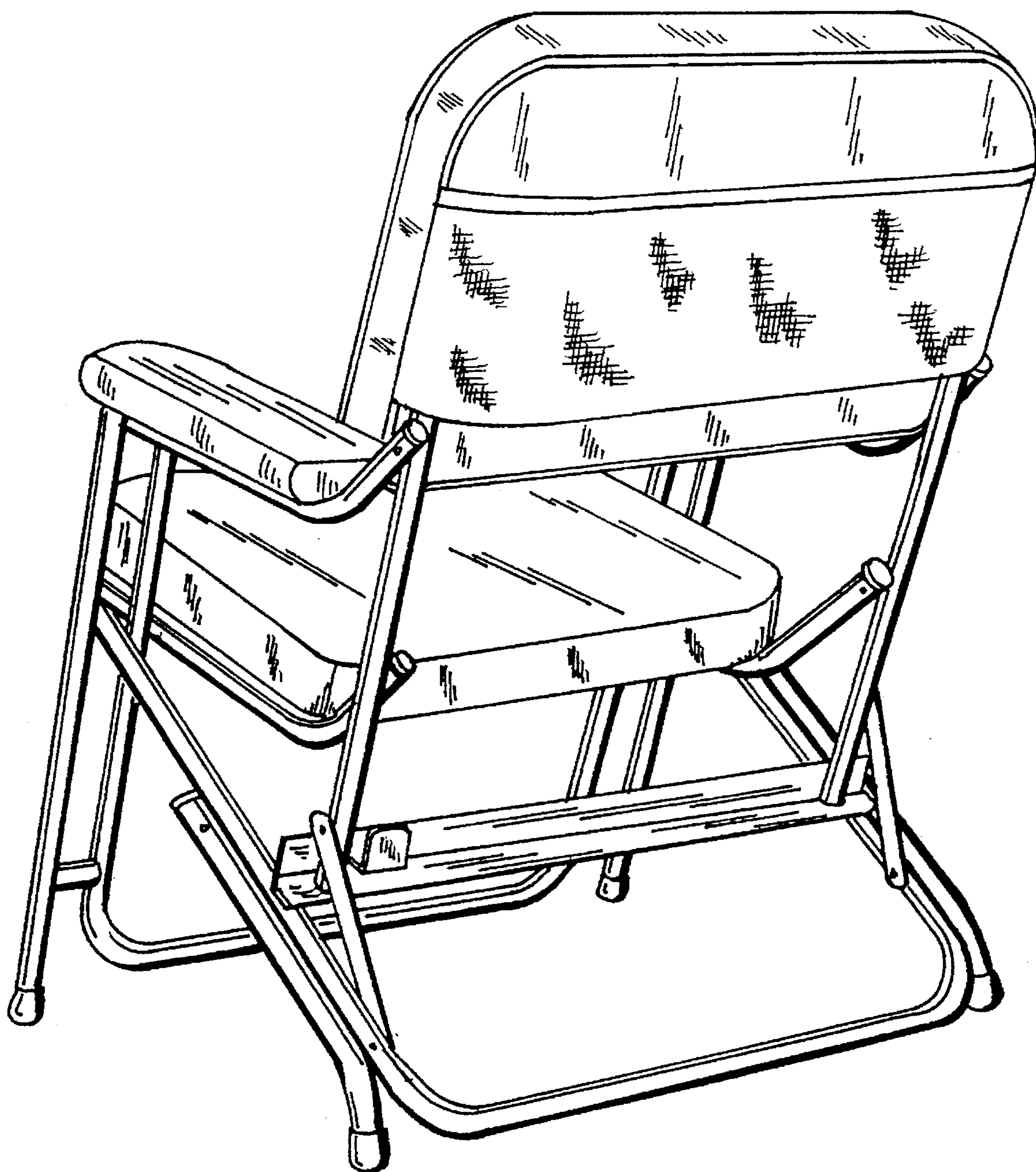


FIG. 2