



US00D378471S

United States Patent [19]
Winson

[11] **Patent Number: Des. 378,471**

[45] **Date of Patent: **Mar. 18, 1997**

[54] **SLIPPER SOLE**

[75] **Inventor: Myron Winson, Piermont, N.Y.**

[73] **Assignee: S. Goldberg & Co., Inc., Hackensack, N.J.**

[**] **Term: 14 Years**

[21] **Appl. No.: 47,764**

[22] **Filed: Dec. 12, 1995**

[52] **U.S. Cl. D2/953; D2/957**

[58] **Field of Search D2/897, 902, 906, D2/908, 914, 916, 919, 946-960, 962, 964; 36/85, 101, 103, 104, 106, 113-115, 117, 124, 126, 127-130, 3 B, 12-15, 22 R, 25 R, 30 R, 32 R, 32 A, 33, 172**

4,694,831 9/1987 Seltzer .
 4,733,483 3/1988 Lin .
 4,831,749 5/1989 Tsai .
 4,893,418 1/1990 Ogden .
 4,897,937 2/1990 Misevich et al. .
 4,910,882 3/1990 Göller .
 4,910,887 3/1990 Turner et al. .
 5,035,068 7/1991 Biasi .
 5,203,792 4/1993 Kaiser 36/12
 5,224,277 6/1993 Sang Do 36/3 B

FOREIGN PATENT DOCUMENTS

533421 12/1954 Belgium 36/32

Primary Examiner—Celia Murphy
Attorney, Agent, or Firm—Michael E. Zall

[57] **CLAIM**

The ornamental design for slipper sole, as shown and described.

DESCRIPTION

FIG. 1 is a top perspective view of a slipper sole showing my new design;
 FIG. 2 is a bottom perspective view;
 FIG. 3 is a top plan view;
 FIG. 4 is a bottom plan view;
 FIG. 5 is a front view;
 FIG. 6 is a rear view;
 FIG. 7 is a right side elevational view; and,
 FIG. 8 is a left side elevational view.

1 Claim, 3 Drawing Sheets

[56] **References Cited**

U.S. PATENT DOCUMENTS

80,934 8/1868 Ferry .
 D. 278,571 4/1985 Eber .
 D. 340,129 10/1993 Blissett D2/960
 D. 346,480 5/1994 Davidson D2/961
 393,563 11/1888 Howard .
 2,185,762 1/1940 Cox .
 3,676,940 7/1972 Shively .
 4,215,491 8/1980 Giannetti .
 4,345,387 8/1982 Daswick .
 4,598,484 7/1986 Ma .
 4,674,202 6/1987 Bourque 36/117
 4,674,203 6/1987 Göller .

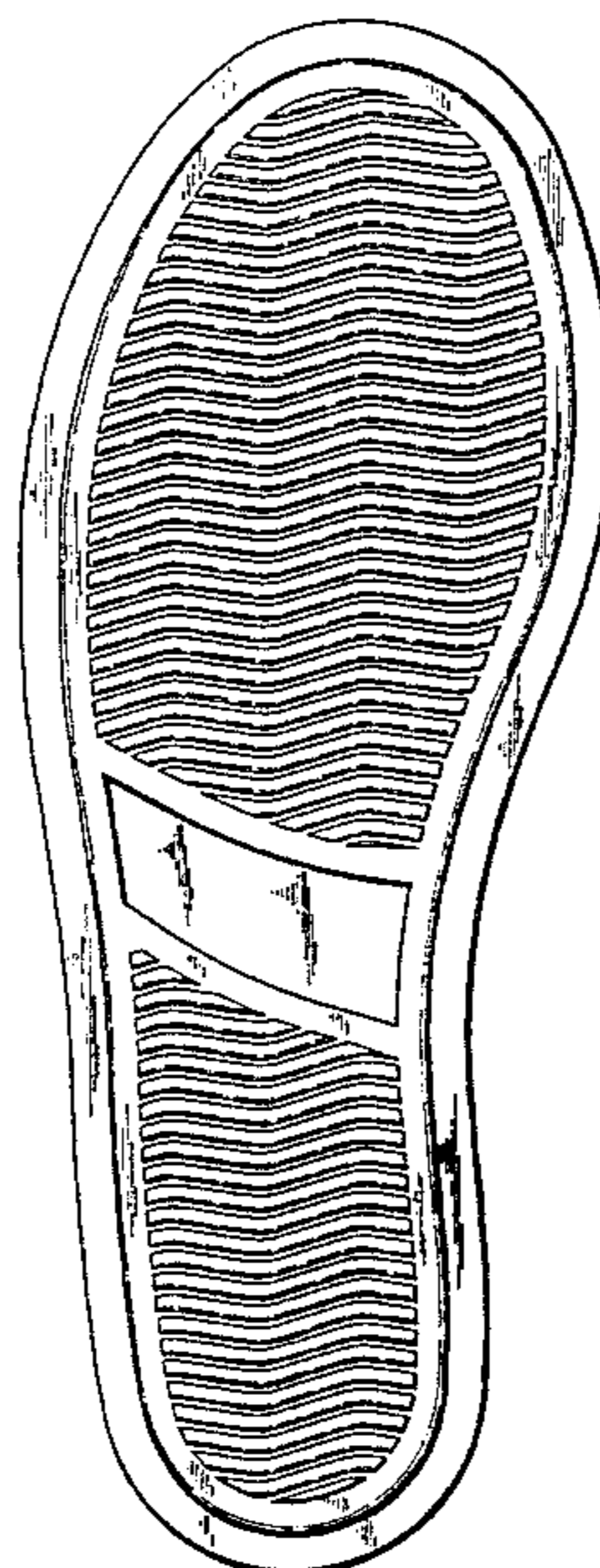
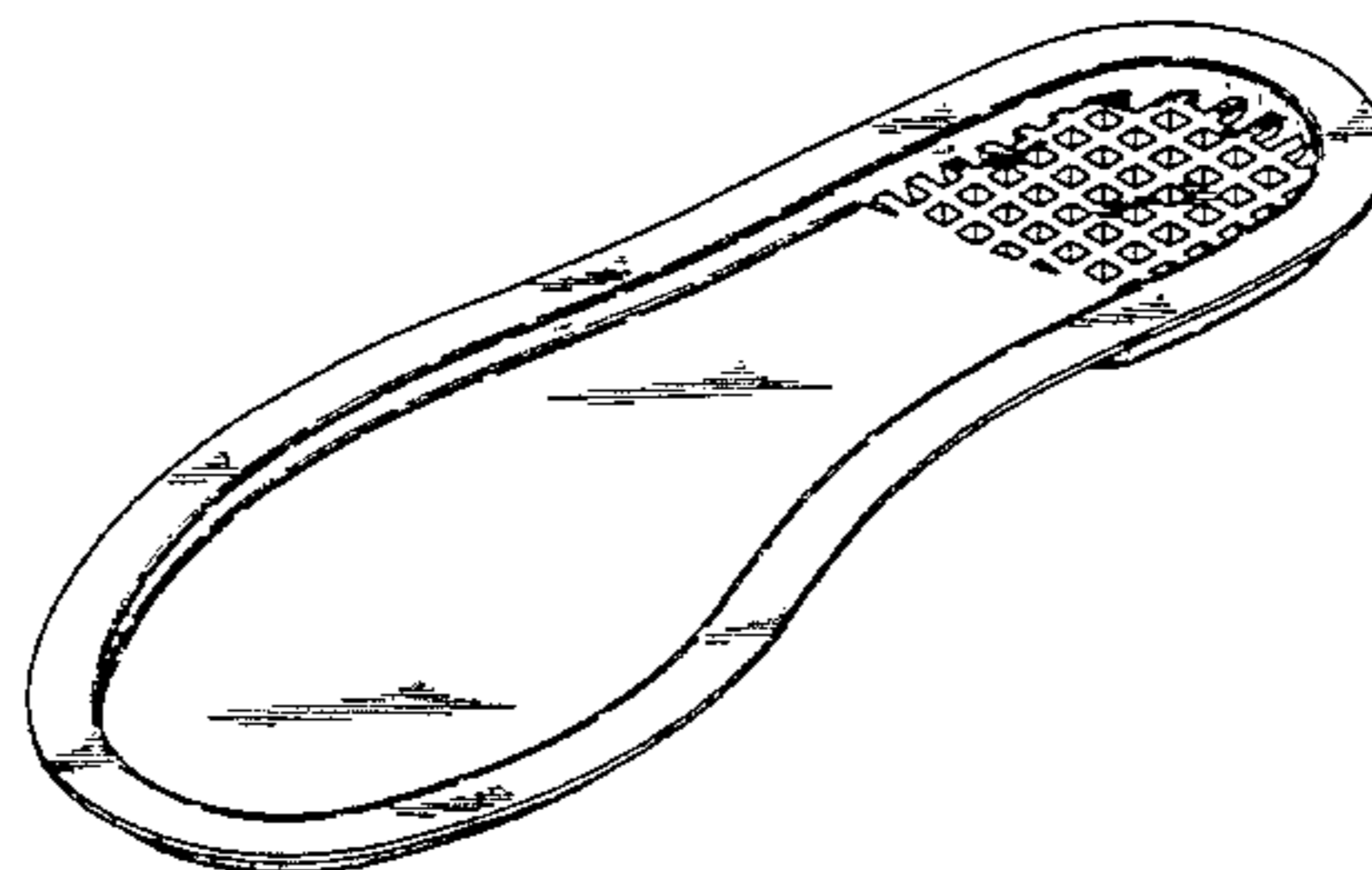


FIG. 1

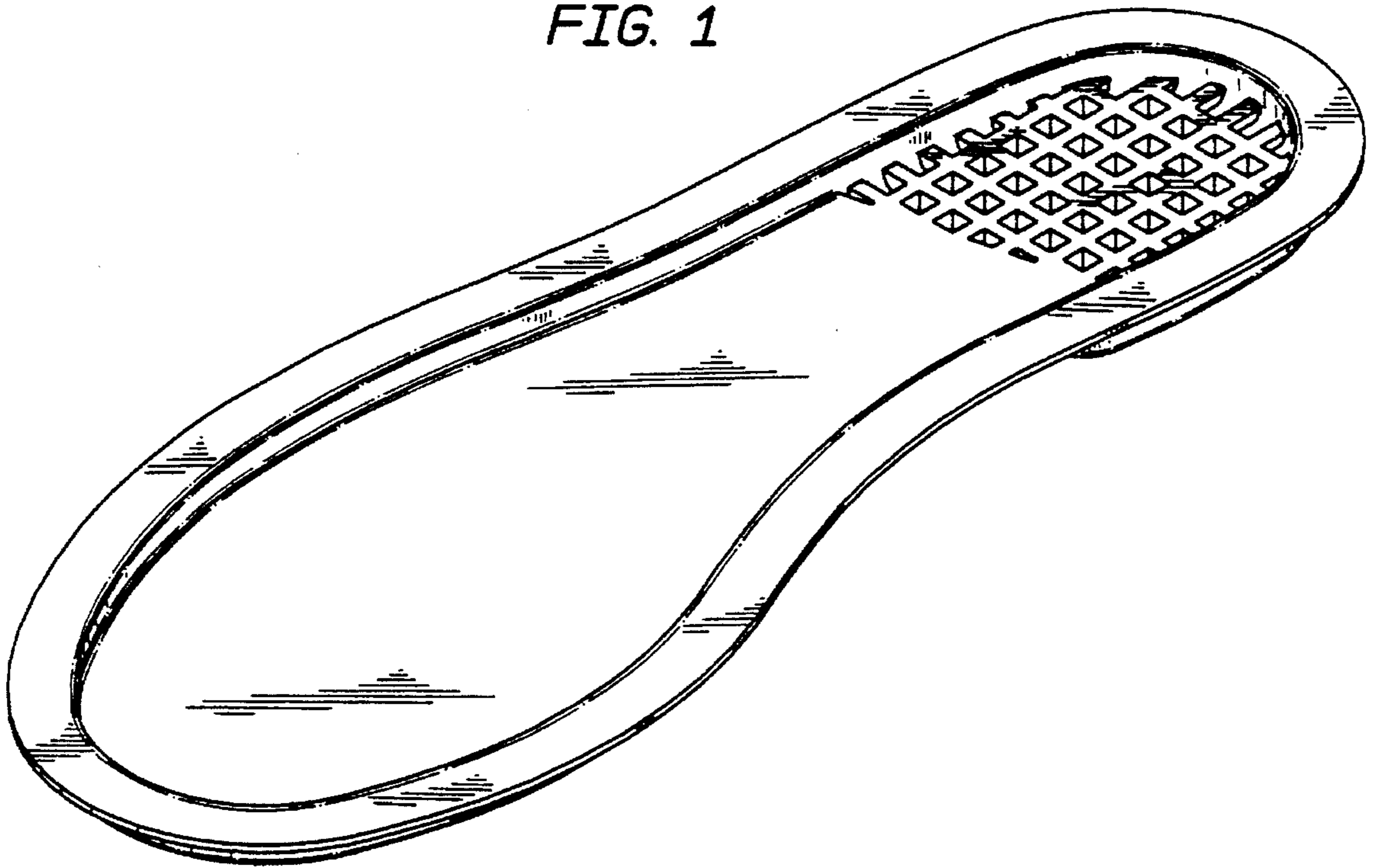


FIG. 2

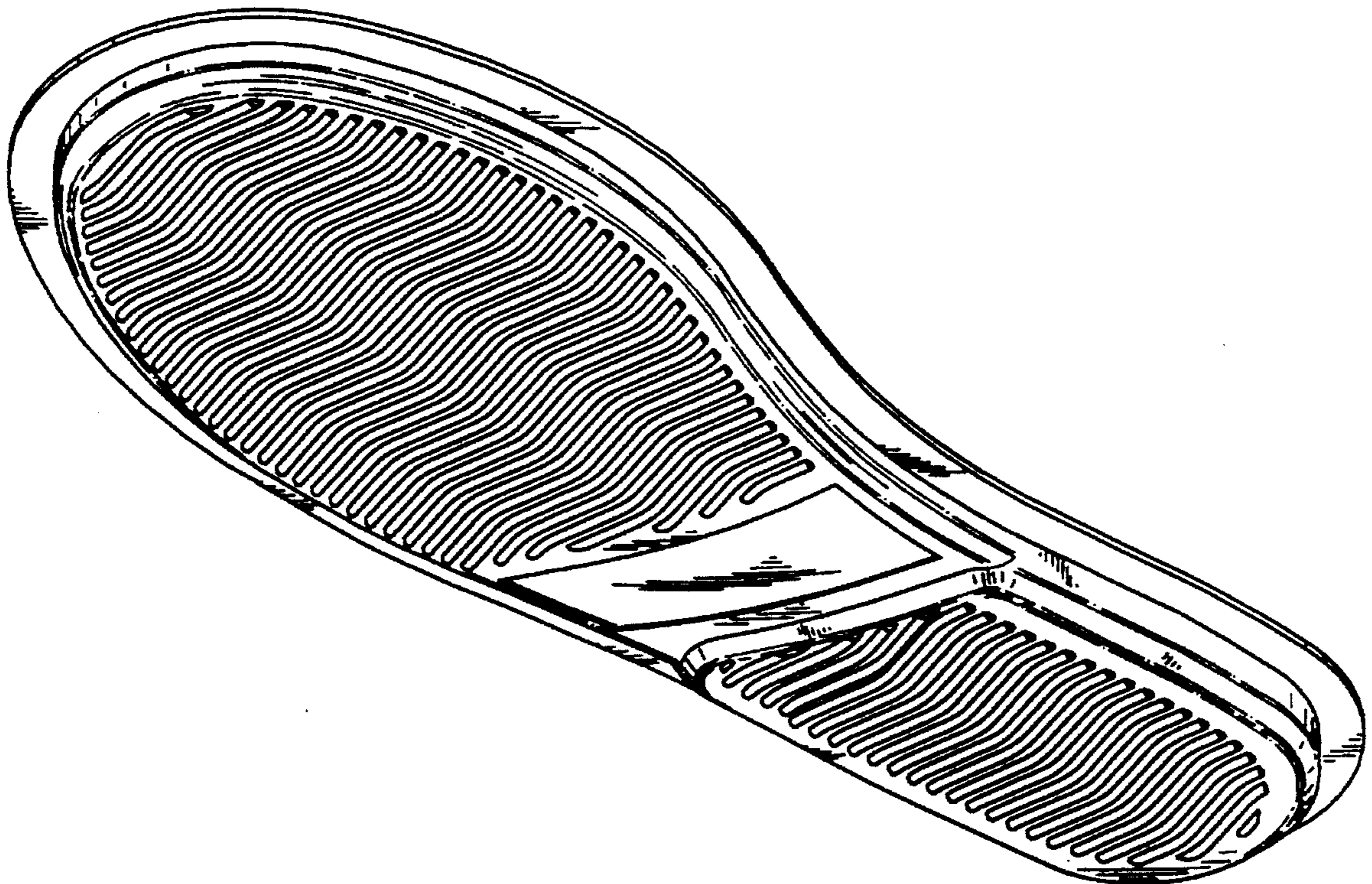


FIG. 3



FIG. 4

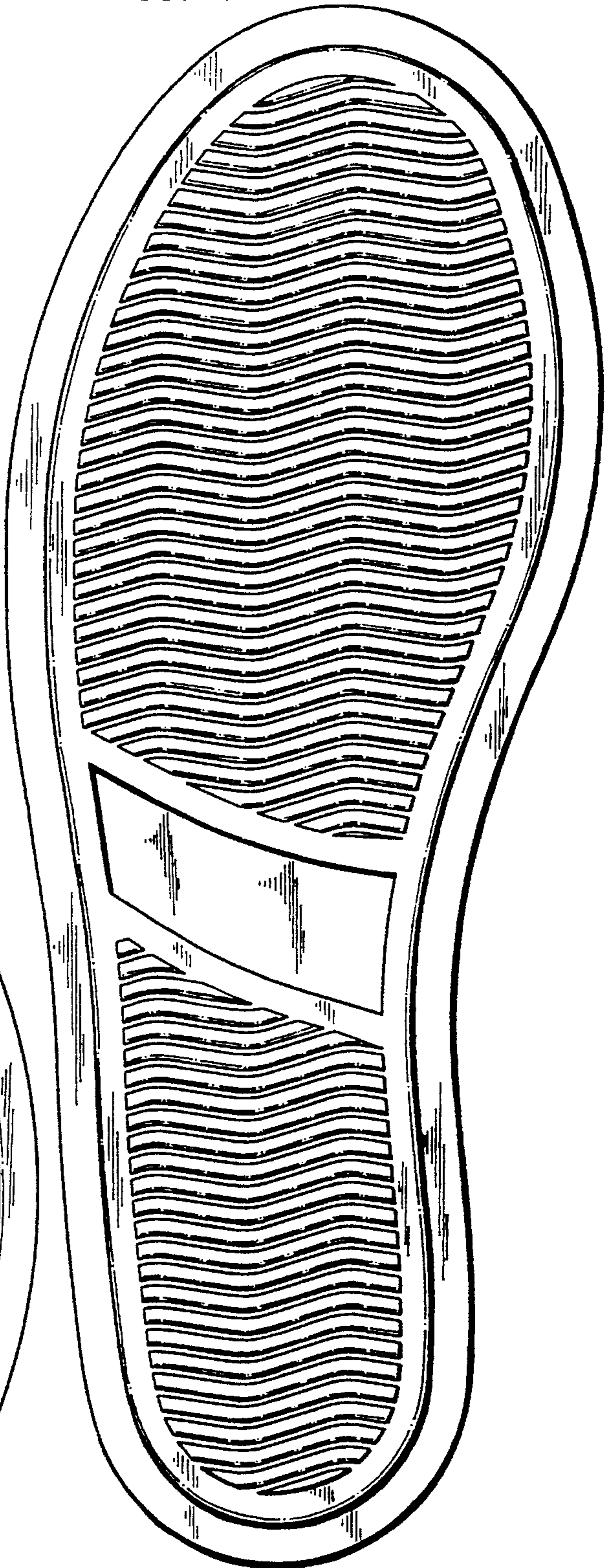


FIG. 6



FIG. 5



FIG. 7

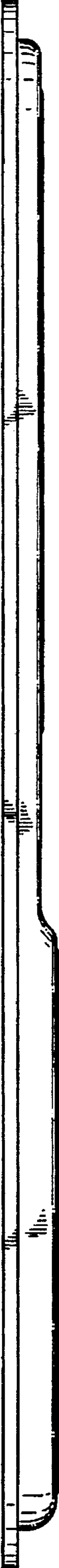


FIG. 8

