



US00D378467S

United States Patent [19]
Leadbetter

[11] **Patent Number: Des. 378,467**

[45] **Date of Patent: **Mar. 18, 1997**

[54] **GOLF GLOVE**

5,462,280 10/1995 Dickerson 2/161.2 X
5,542,126 8/1996 Harvanek 2/161.1 X

[75] **Inventor: David B. Leadbetter, Orlando, Fla.**

Primary Examiner—Paula A. Mortimer
Attorney, Agent, or Firm—Aquilino & Welsh

[73] **Assignee: Golf Training Systems, Inc., Duluth, Ga.**

[57] **CLAIM**

[**] **Term: 14 Years**

The ornamental design for a golf glove, as shown and described.

[21] **Appl. No.: 53,867**

DESCRIPTION

[22] **Filed: May 1, 1996**

[52] **U.S. Cl. D2/619**

[58] **Field of Search D2/610, 616, 617, D2/618; D29/100, 113, 114, 117; 2/159, 161.1, 161.2, 161.8**

FIG. 1 is a palmer side elevational view of a golf glove showing my new design;
FIG. 2 is a dorsal perspective view thereof;
FIG. 3 is a thumb side elevational view thereof;
FIG. 4 is an opposite side view of the golf glove shown in FIG. 3;
FIG. 5 is a top view of the golf glove shown in FIG. 1; and, FIG. 6 is a bottom view of the golf glove shown in FIG. 1. The dashed lines around the wrist portion of the golf glove in FIGS. 1, 2, 3, and 4 and between the thumb and first finger in FIGS. 1, 2, 3, 5 and 6 represent conventional stitching.

[56] **References Cited**

U.S. PATENT DOCUMENTS

D. 308,436	6/1990	Weitzell	D29/117	X
D. 362,105	9/1995	Malloy et al	D2/617	X
4,691,387	9/1987	Lopez	D29/117	X
4,911,433	3/1990	Walker et al.	2/161.1	X
5,218,719	6/1993	Johnson	2/161.1	X

1 Claim, 3 Drawing Sheets

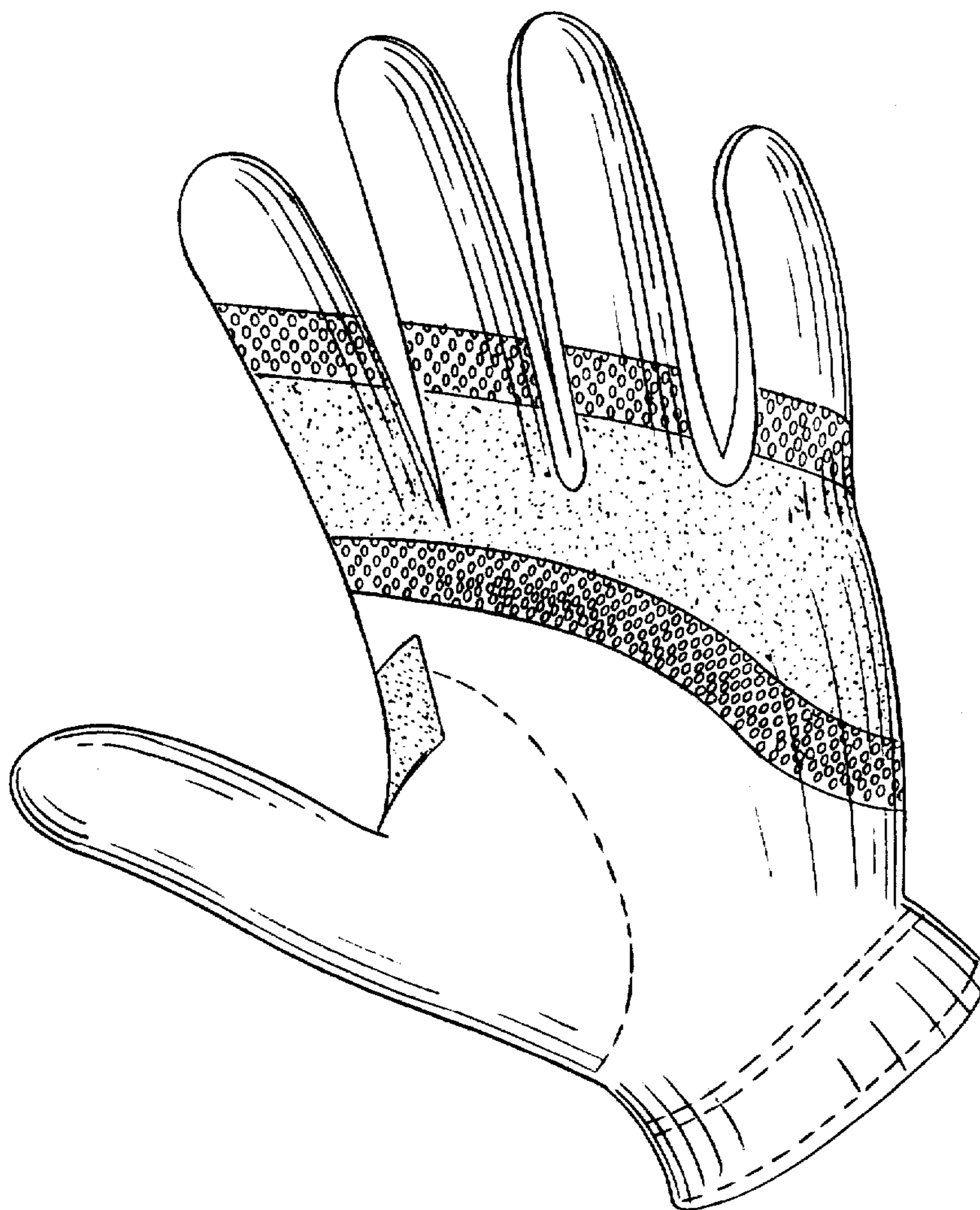


FIG. 1

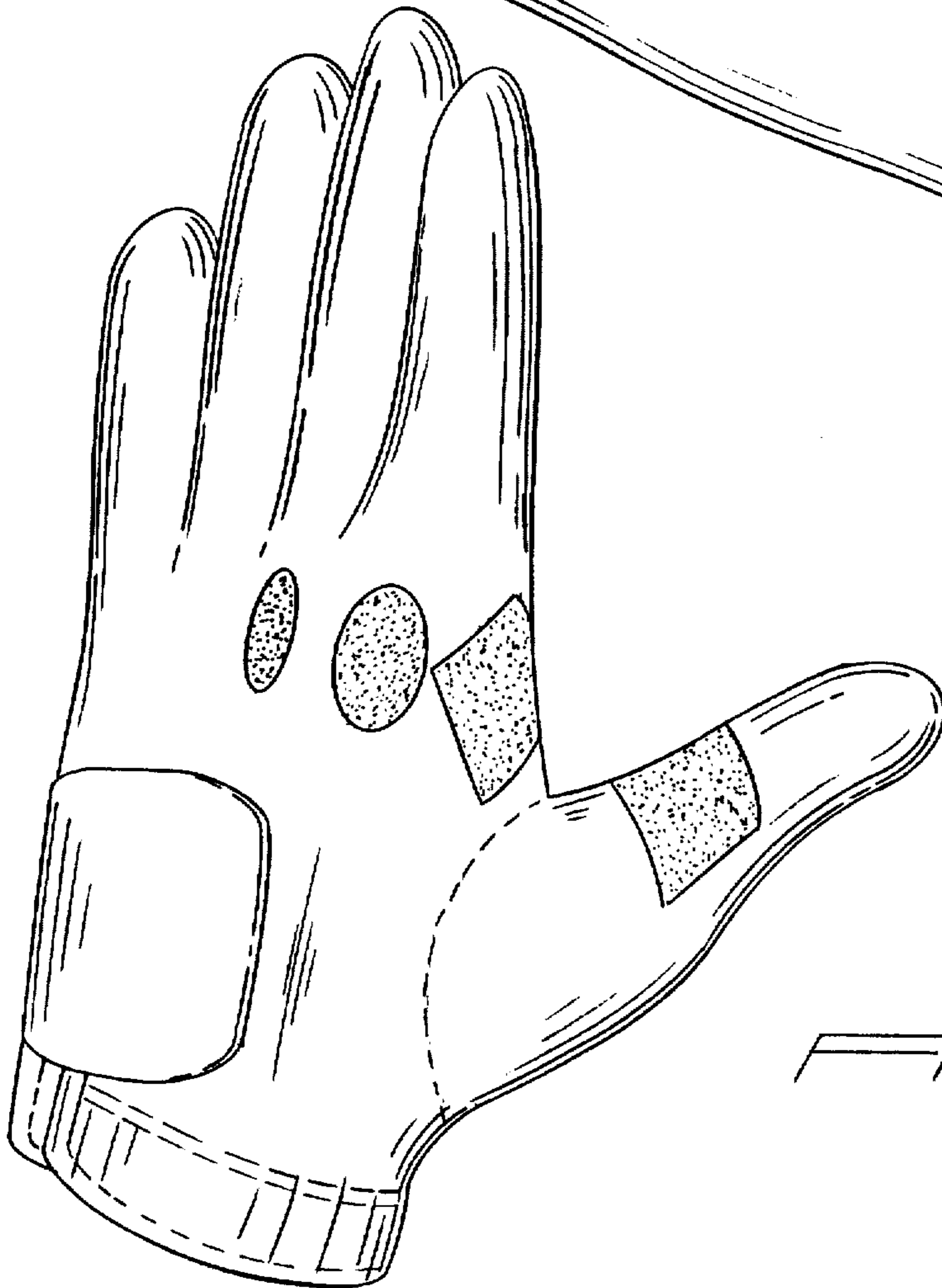
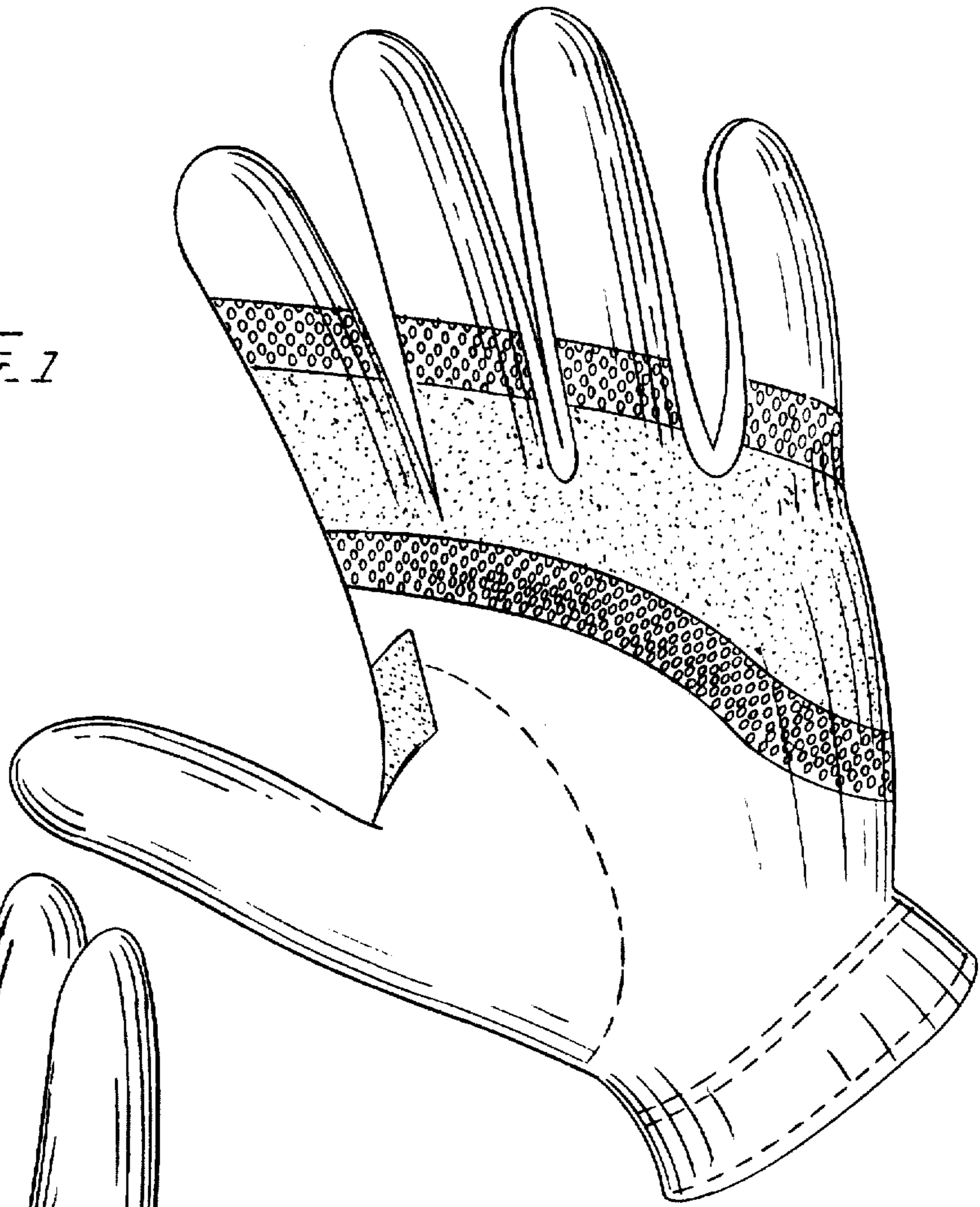


FIG. 2

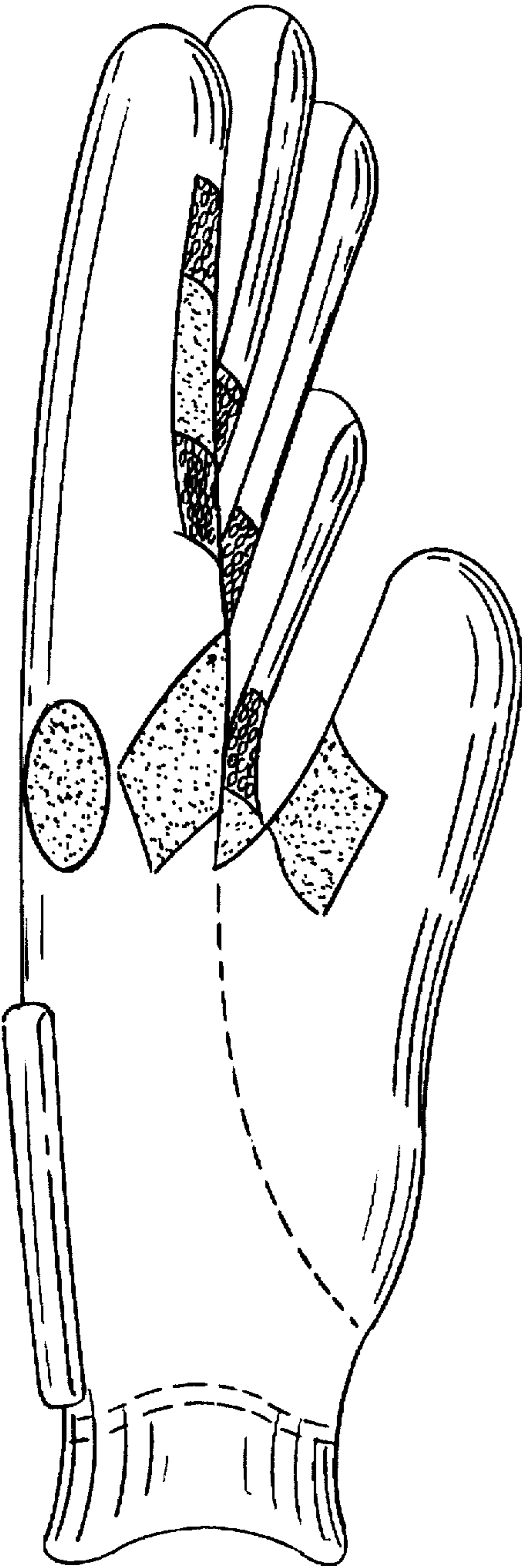


FIG. 3




FIG. 4

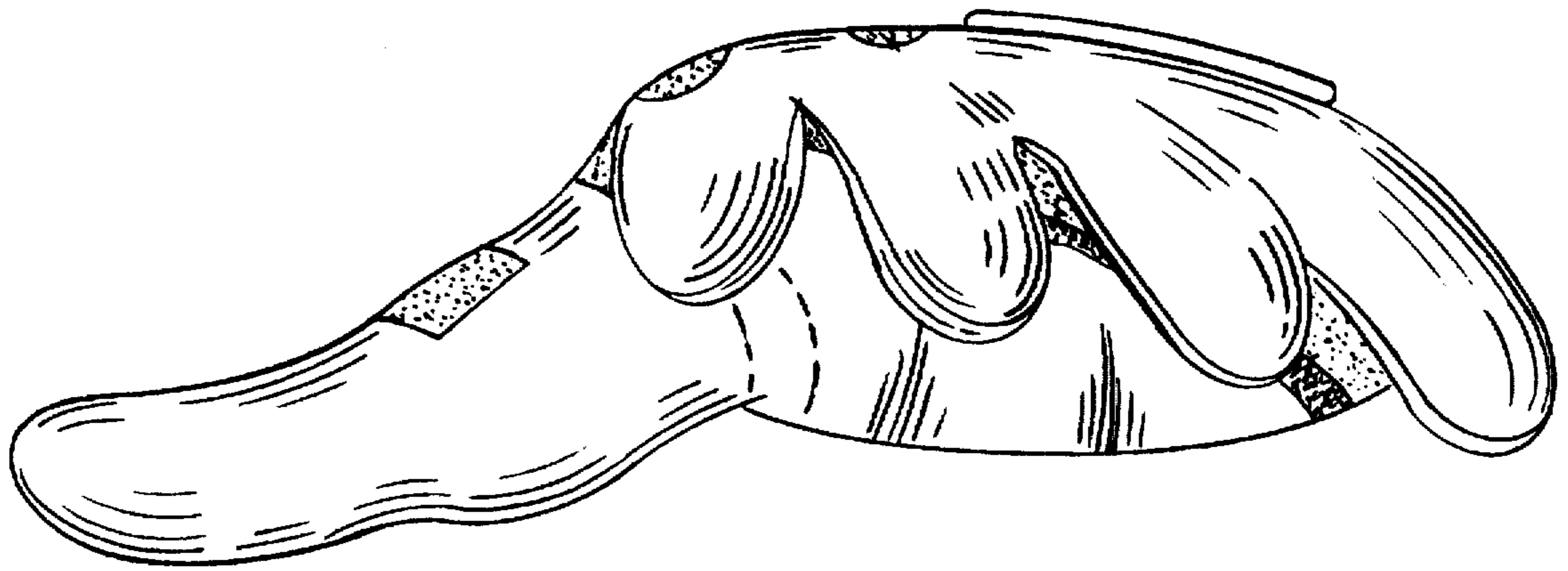


FIG. 5

FIG. 6

