



US00D378466S

United States Patent [19]

[11] **Patent Number: Des. 378,466**

Virgil

[45] **Date of Patent: **Mar. 11, 1997**

[54] **CASHIER'S ORGANIZER**

4,436,989 3/1984 Schuldt 235/22
5,129,538 7/1992 Bennett 220/346

[76] Inventor: **Rebeckah L. Virgil**, 23 Harts Ave.,
Roosevelt, N.Y. 11575-2222

Primary Examiner—Nelson C. Holtje
Assistant Examiner—Caron D. Veynar

[**] Term: **14 Years**

[57] **CLAIM**

[21] Appl. No.: **39,256**

The ornamental design for the cashier's organizer, as shown
and described.

[22] Filed: **May 25, 1995**

[52] U.S. Cl. **D99/34**

DESCRIPTION

[58] Field of Search D99/34; D18/4;
40/299; 109/47-50

FIG. 1 is a front elevational view of the cashier's organizer
showing my new design;
FIG. 2 is a rear elevational view thereof;
FIG. 3 is a left side elevational view thereof;
FIG. 4 is a right side elevational view thereof;
FIG. 5 is a top plan view thereof;
FIG. 6 is a bottom plan view thereof; and,
FIG. 7 is a perspective view thereof.

[56] **References Cited**

U.S. PATENT DOCUMENTS

99,736	2/1870	Wiler	109/50 X
D. 248,793	8/1978	Ross	D18/4
D. 315,648	3/1991	Castillo	D6/467
613,919	11/1898	Clapp	40/299 X
1,647,275	11/1927	Cursons	109/47 X
4,066,308	1/1978	Wedel	312/333

1 Claim, 4 Drawing Sheets




FIG. 1

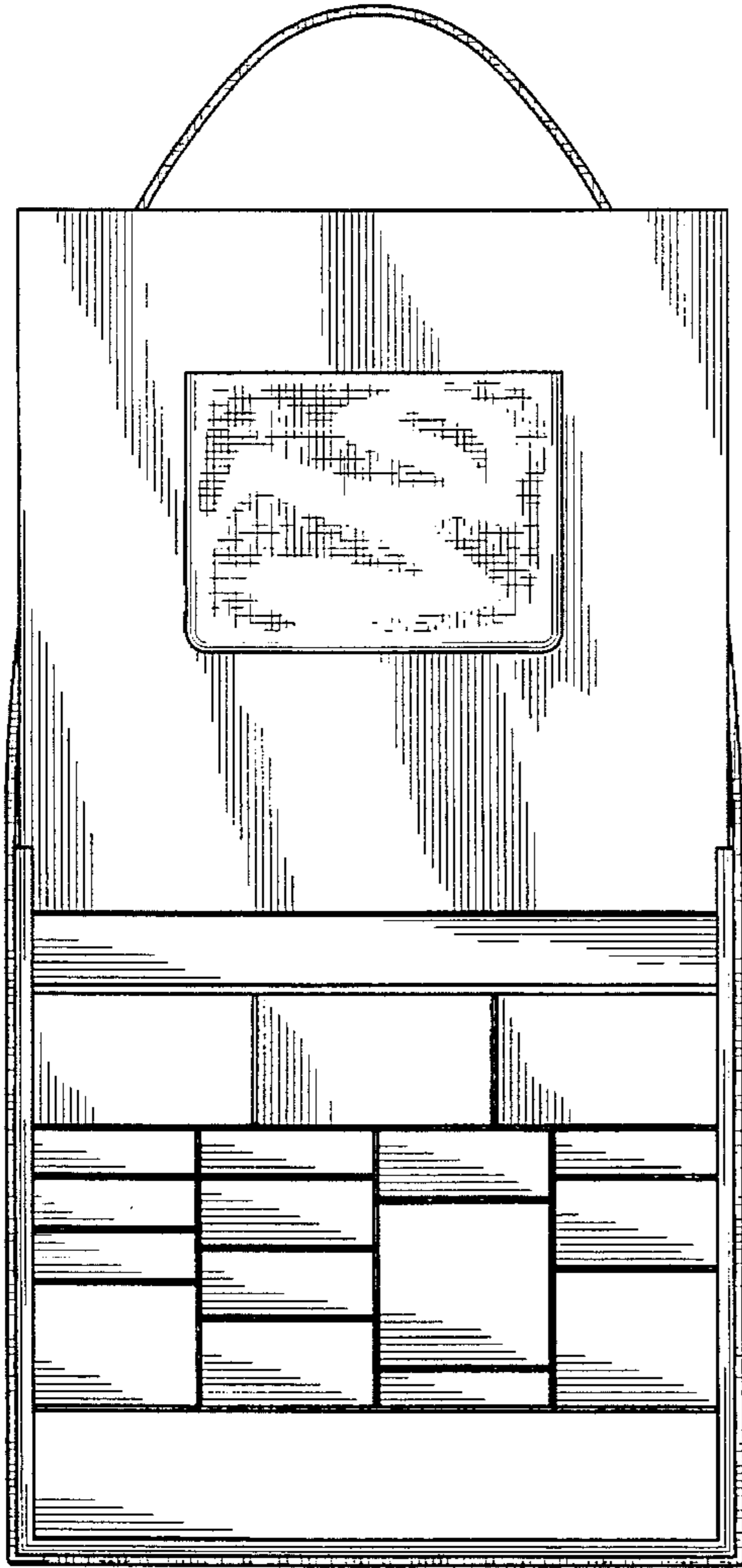


FIG. 2

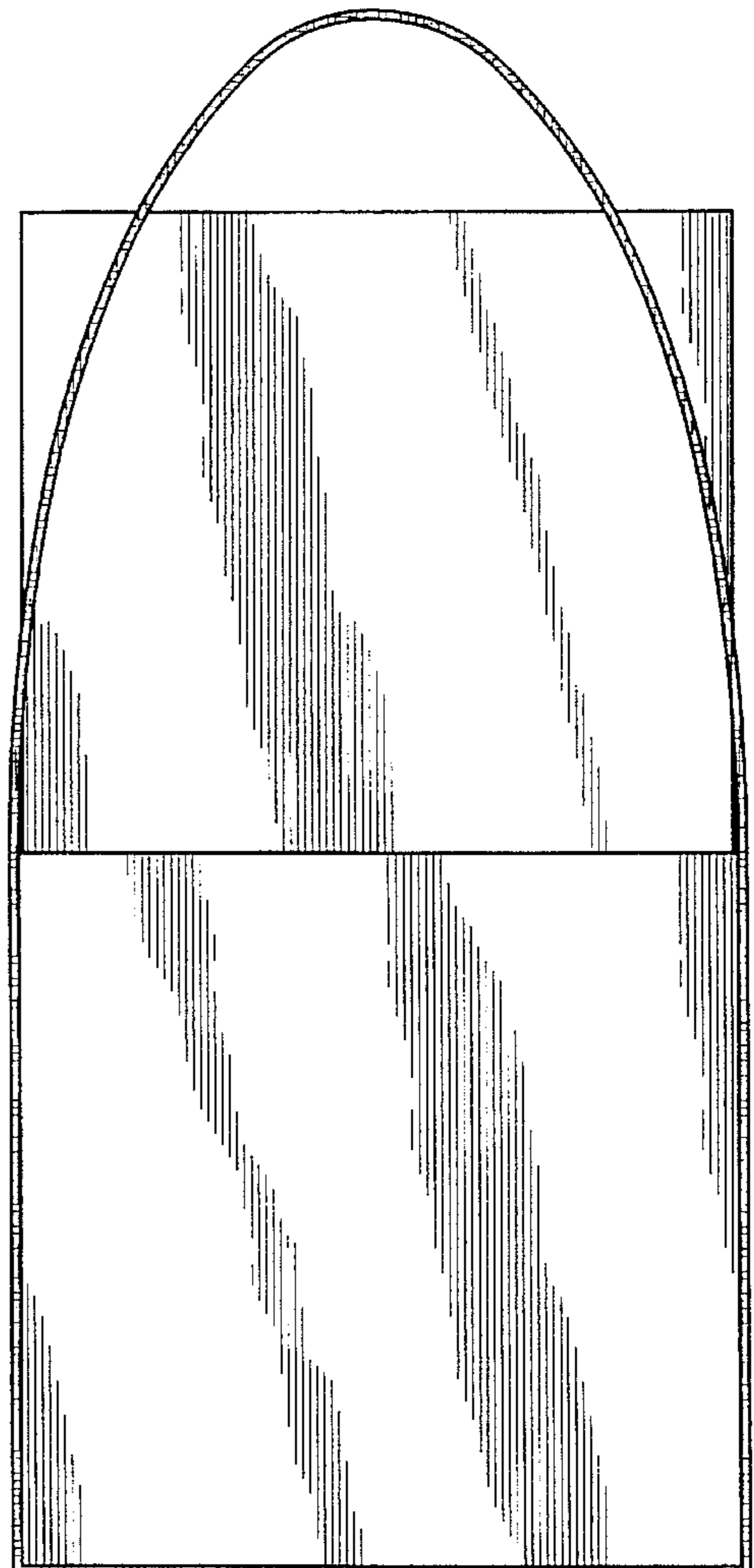


FIG. 3

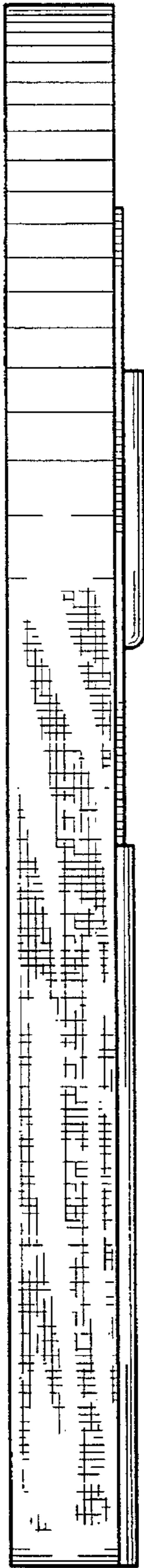


FIG. 4

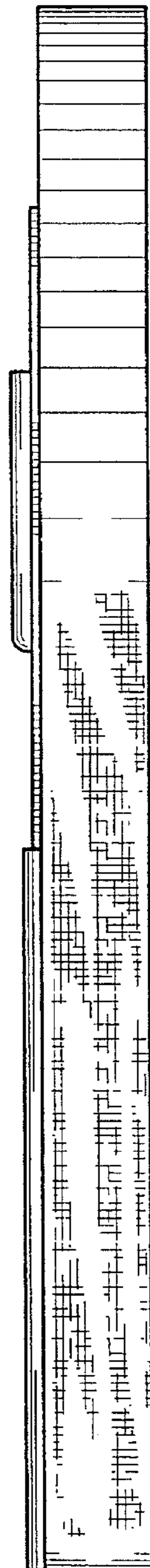


FIG. 5

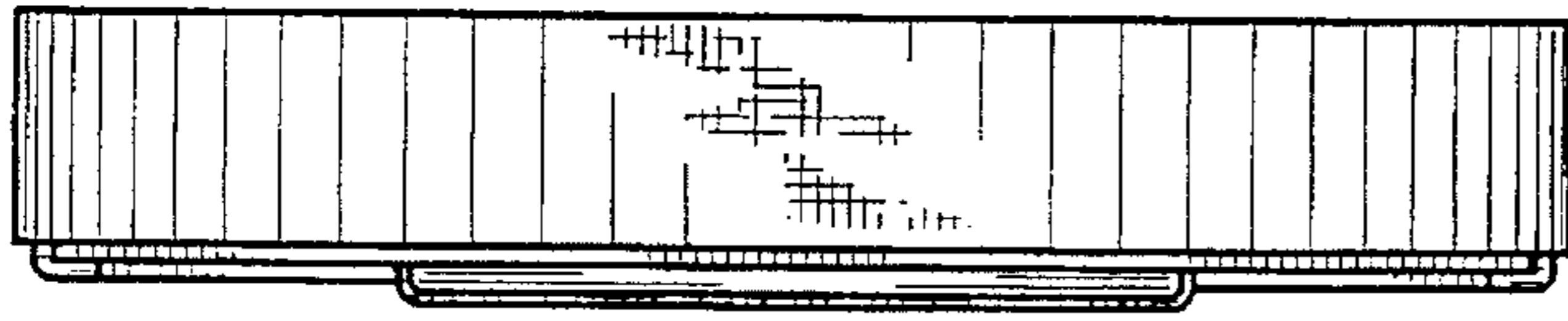


FIG. 6




FIG. 7

