



US00D378452S

United States Patent [19]

Köhler et al.

[11] Patent Number: **Des. 378,452**

[45] Date of Patent: ****Mar. 11, 1997**

[54] **VACUUM CLEANER**

[75] Inventors: **Bernd Köhler**, Hanau-Steinheim;
Franz A. Stützer, Offenbach am Main,
both of Germany

[73] Assignee: **Rowenta-Werke GmbH**, Offenbach,
Germany

[**] Term: **14 Years**

[21] Appl. No.: **46,487**

[22] Filed: **Nov. 16, 1995**

[30] Foreign Application Priority Data

May 24, 1995 [DE] Germany M95 04 284.9

[52] U.S. Cl. **D32/21**

[58] Field of Search D32/1, 21, 23-24;
15/327.1, 327.2, 327.4, 320-321, 323, 352-353,
347

[56] References Cited

U.S. PATENT DOCUMENTS

D. 297,675 9/1988 Umehara et al. D32/21

D. 315,431 3/1991 Ikeda et al. D32/21
D. 325,273 4/1992 Ikeda et al. D32/21
D. 344,164 2/1994 Kuriya D32/21
D. 344,165 2/1994 Kuriya D32/21

Primary Examiner—Ruth McInroy
Attorney, Agent, or Firm—Cohen, Pontani, Lieberman, Pavane

[57] CLAIM

The ornamental design for a vacuum cleaner, as shown.

DESCRIPTION

FIG. 1 is a front perspective view of a vacuum cleaner showing our new design;

FIG. 2 is a rear perspective view thereof;

FIG. 3 is a front elevational view thereof;

FIG. 4 is a rear elevational view thereof;



FIG. 5 is a right side elevational view thereof;

FIG. 6 is a left side elevational view thereof;

FIG. 7 is a top plan view thereof; and,

FIG. 8 is a bottom view thereof.

1 Claim, 3 Drawing Sheets






FIG. 1




FIG. 2




FIG. 3




FIG. 4




FIG. 5




FIG. 6

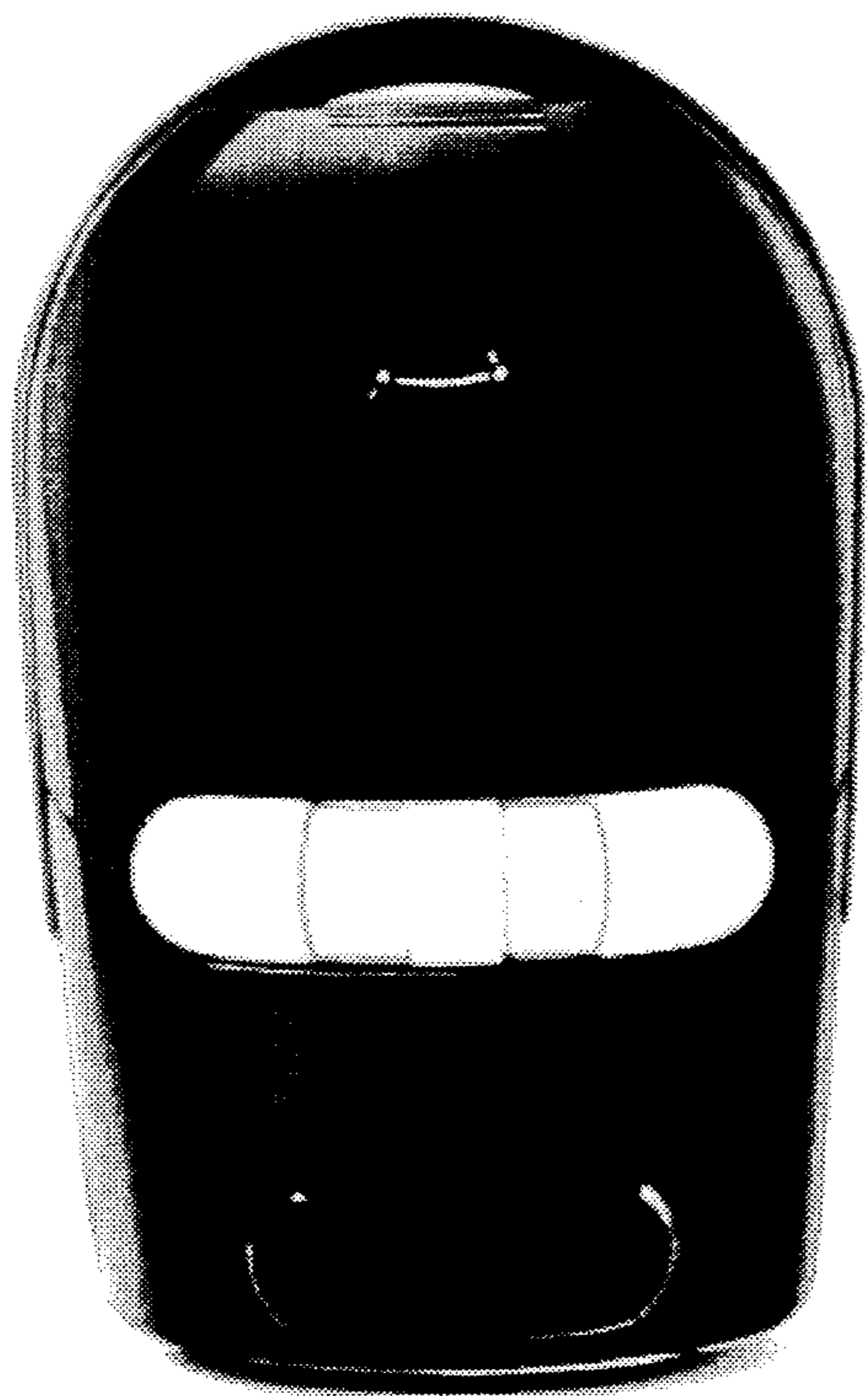


FIG. 7




FIG. 8