



US00D378439S

United States Patent [19]

[11] Patent Number: **Des. 378,439**

Gary et al.

[45] Date of Patent: ****Mar. 11, 1997**

[54] **LIGHT SUPPORT STAKE**

[75] Inventors: **Lonnie F. Gary**, Lake Ransom Canyon;
Don Blevins; Steven K. Hargrove,
both of Lubbock, all of Tex.

[73] Assignee: **Industrial Molding Corporation**,
Lubbock, Tex.

[**] Term: **14 Years**

[21] Appl. No.: **46,931**

[22] Filed: **Nov. 21, 1995**

[52] U.S. Cl. **D26/138; D8/1; D21/255;**
D25/131

[58] Field of Search D8/1, 356; D26/138;
D21/255; D30/154; D25/131; 47/47 R;
248/87, 156; 362/382, 431, 249-250

[56] **References Cited**

U.S. PATENT DOCUMENTS

D. 263,903	4/1982	Johnston	D8/1 X
D. 282,104	1/1986	Taylor	.	
D. 285,409	9/1986	Lemkin et al.	D8/356
D. 316,367	4/1991	Olson	D8/356
D. 333,526	2/1993	Taylor	D25/131

D. 365,169	12/1995	Fillipp	D26/138
3,886,034	2/1975	Russo	362/431 X
4,104,711	8/1978	Carter	362/153
4,774,648	9/1988	Kakuk et al.	362/302
4,996,636	2/1991	Lovett	362/431
5,036,447	7/1991	Taylor	362/431
5,086,379	2/1992	Denison et al.	362/145
5,178,454	1/1993	Lai	362/431
5,280,417	1/1994	Hall et al.	362/226

Primary Examiner—Holly H. Baynham
Attorney, Agent, or Firm—Ross, Clapp, Korn & Montgomery L.L.P.

[57] CLAIM

The ornamental design for light support stake, as shown and described.

DESCRIPTION

FIG. 1 is a top plan view thereof;
FIG. 2 is a bottom plan view thereof;
FIG. 3 is a left side elevation view thereof;
FIG. 4 is a front elevation view thereof;
FIG. 5 is a right side elevation view thereof; and,
FIG. 6 is a rear elevation view thereof.

1 Claim, 1 Drawing Sheet

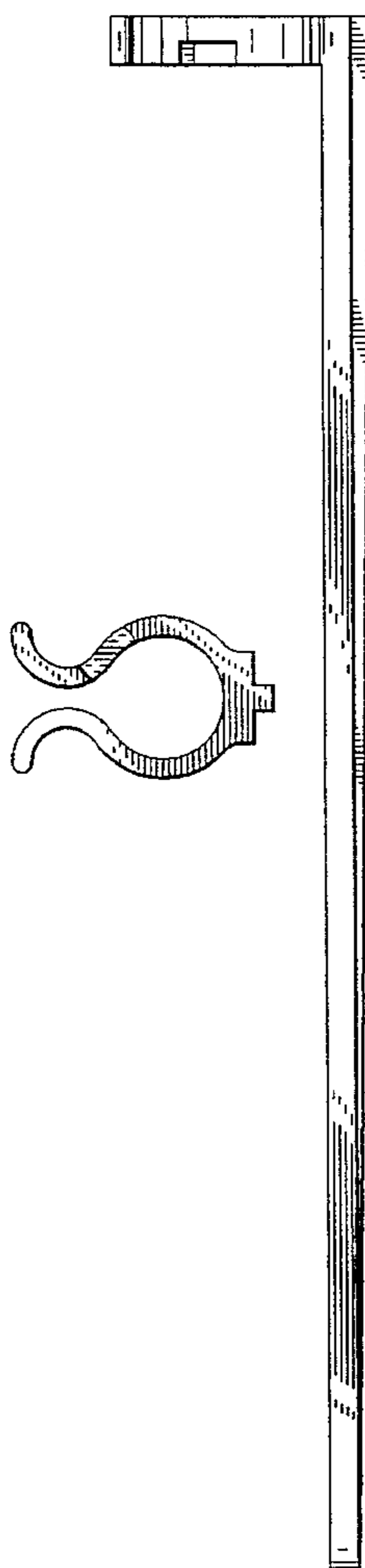


FIG. 1

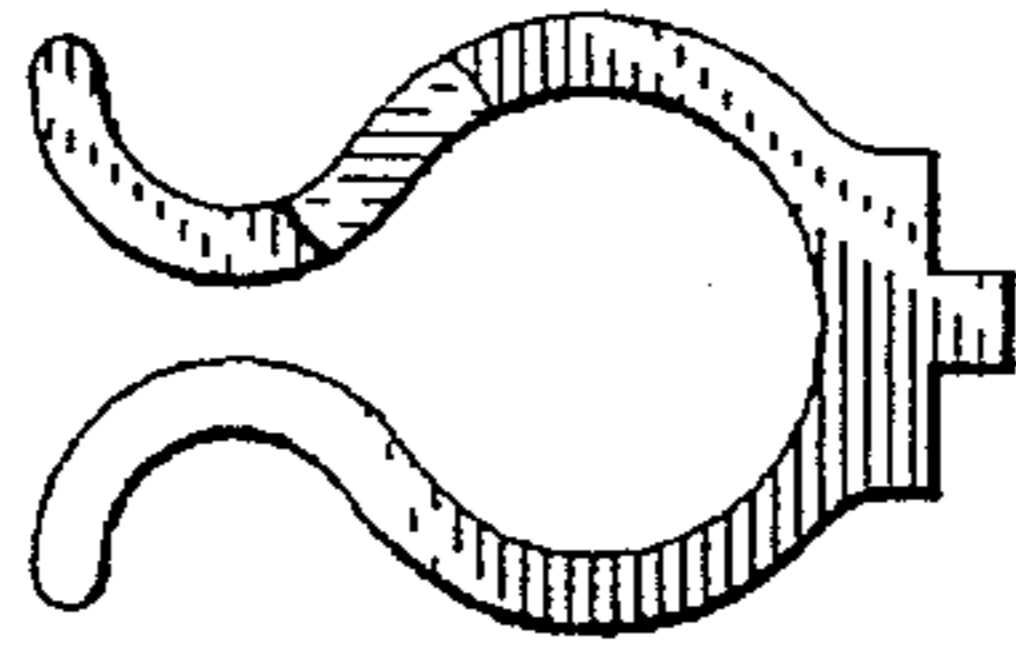


FIG. 2

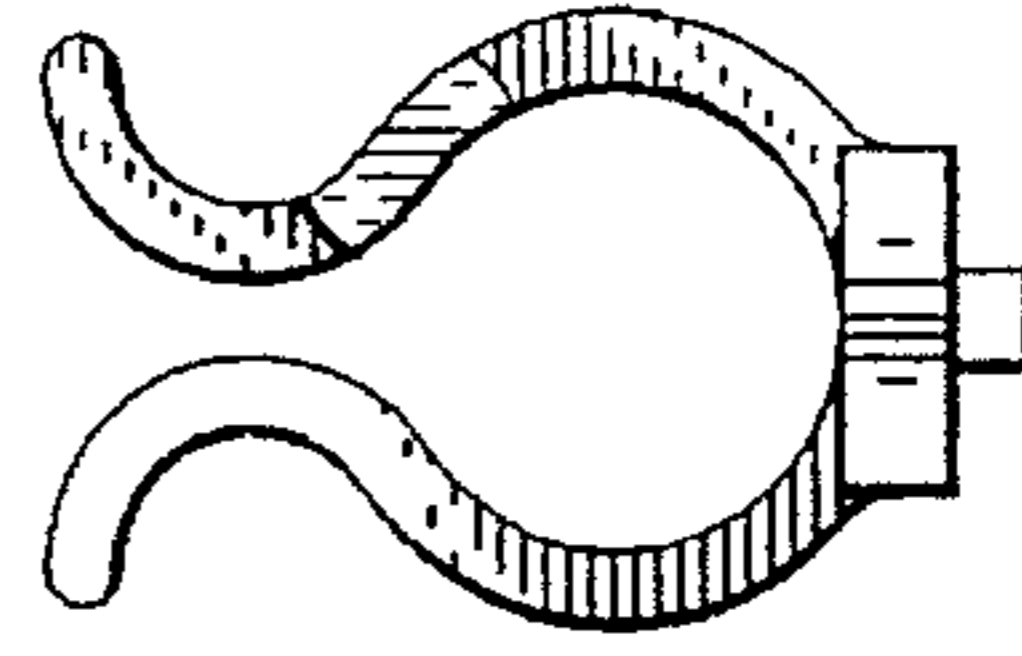


FIG. 3

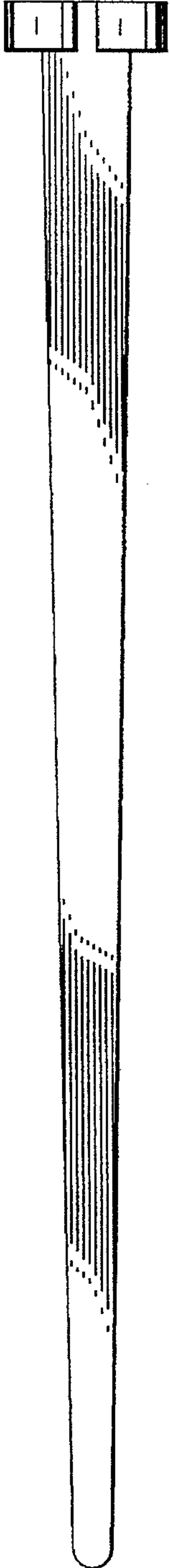


FIG. 4

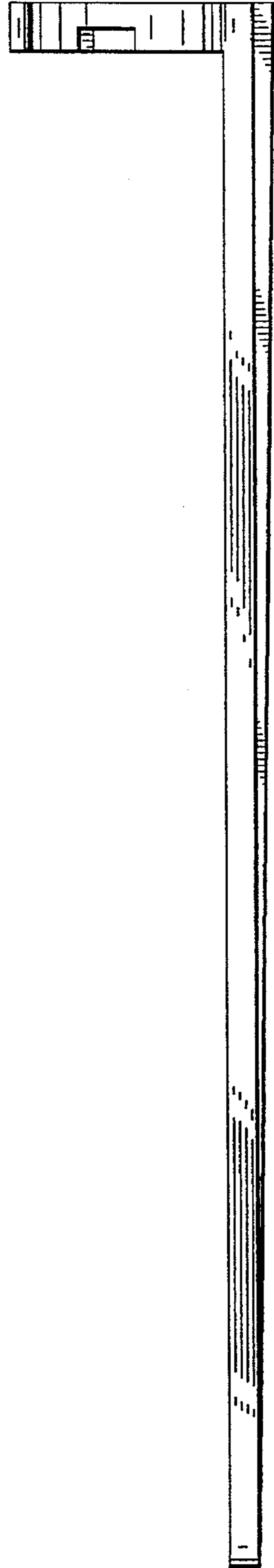


FIG. 5

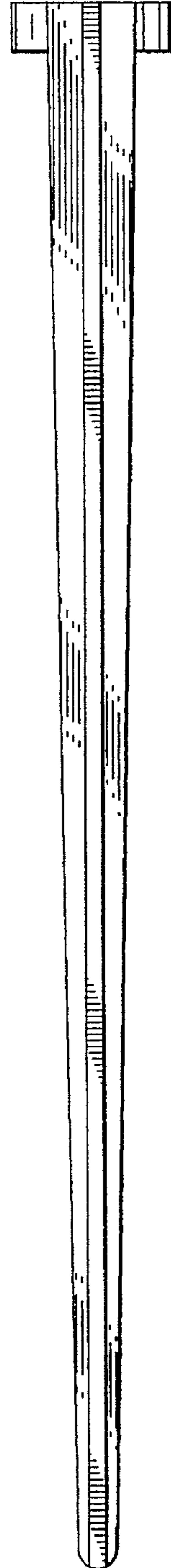


FIG. 6

