



US00D378423S

# United States Patent [19]

[11] Patent Number: **Des. 378,423**

Henry

[45] Date of Patent: **\*\*Mar. 11, 1997**

[54] **INTERLOCKING BRICK**  
[76] Inventor: **James M. Henry**, 1915 Primo La.,  
McEwen, Tenn. 37101

2,881,613 4/1959 Taylor et al. .... D25/113  
2,888,779 6/1959 Hostetter ..... 52/102  
4,094,380 6/1978 Kobayashi et al. .... D25/113  
5,119,587 6/1992 Waltz ..... 52/102

[\*\*] Term: **14 Years**

*Primary Examiner*—Raphael Barkai  
*Attorney, Agent, or Firm*—Harry I. Leon

[21] Appl. No.: **41,853**

[57] **CLAIM**

[22] Filed: **Jul. 12, 1995**

The ornamental design for an interlocking brick, as shown and described.

[52] U.S. Cl. .... **D25/116; D25/114**

[58] **Field of Search** ..... D25/113-118;  
D21/108; 52/592.5, 592.6, 606, 604, 608,  
390-392, DIG. 9, 102; 404/42; 446/110,  
117, 120, 124, 125, 128

**DESCRIPTION**

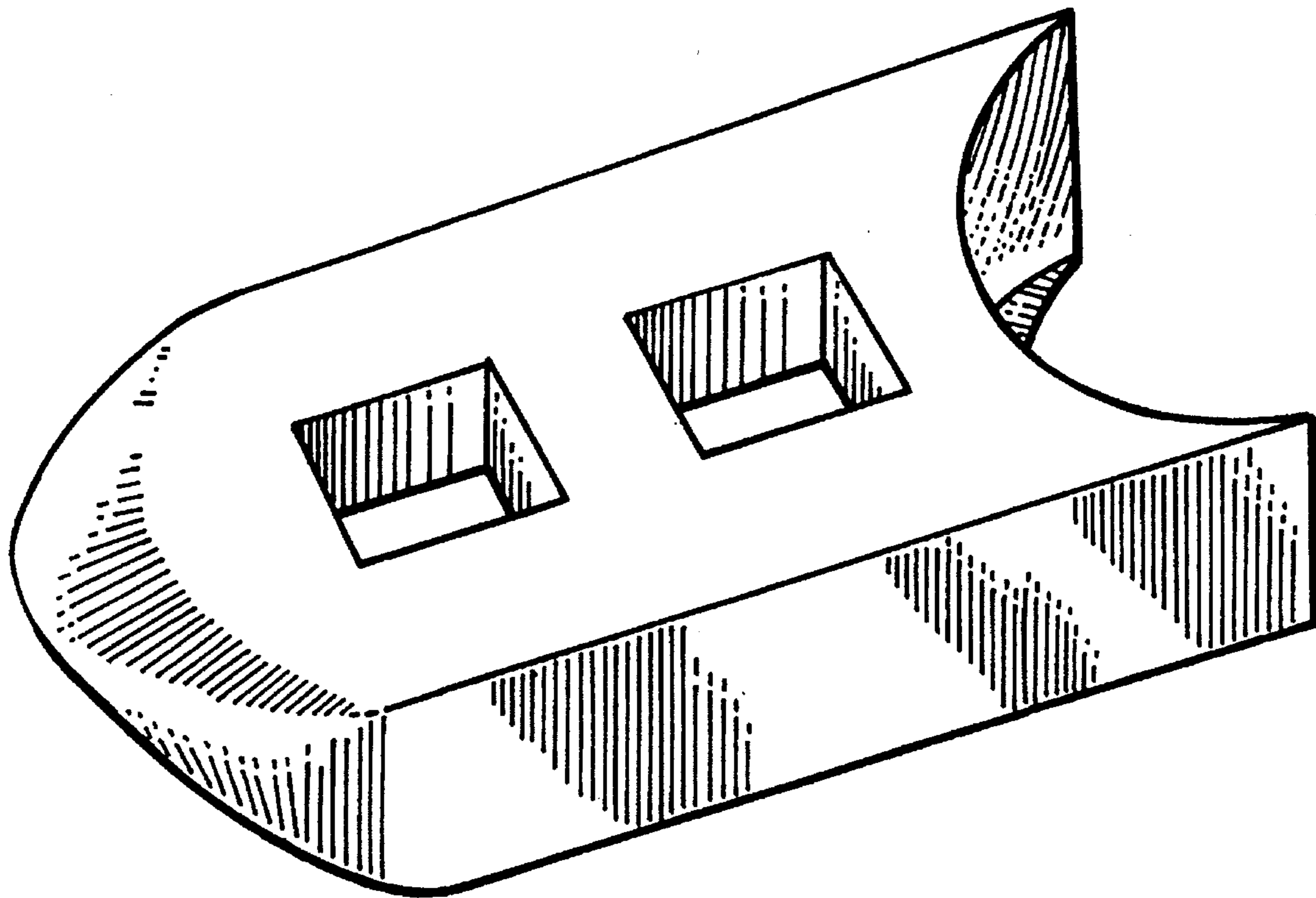
FIG. 1 is a top, right side perspective view of an interlocking brick, showing the design;  
FIG. 2 is a top plan view thereof, the bottom plan view being identical;  
FIG. 3 is a right side elevational view thereof, the side opposite being a mirror image;  
FIG. 4 is a front elevational view thereof; and,  
FIG. 5 is a rear elevational view thereof.

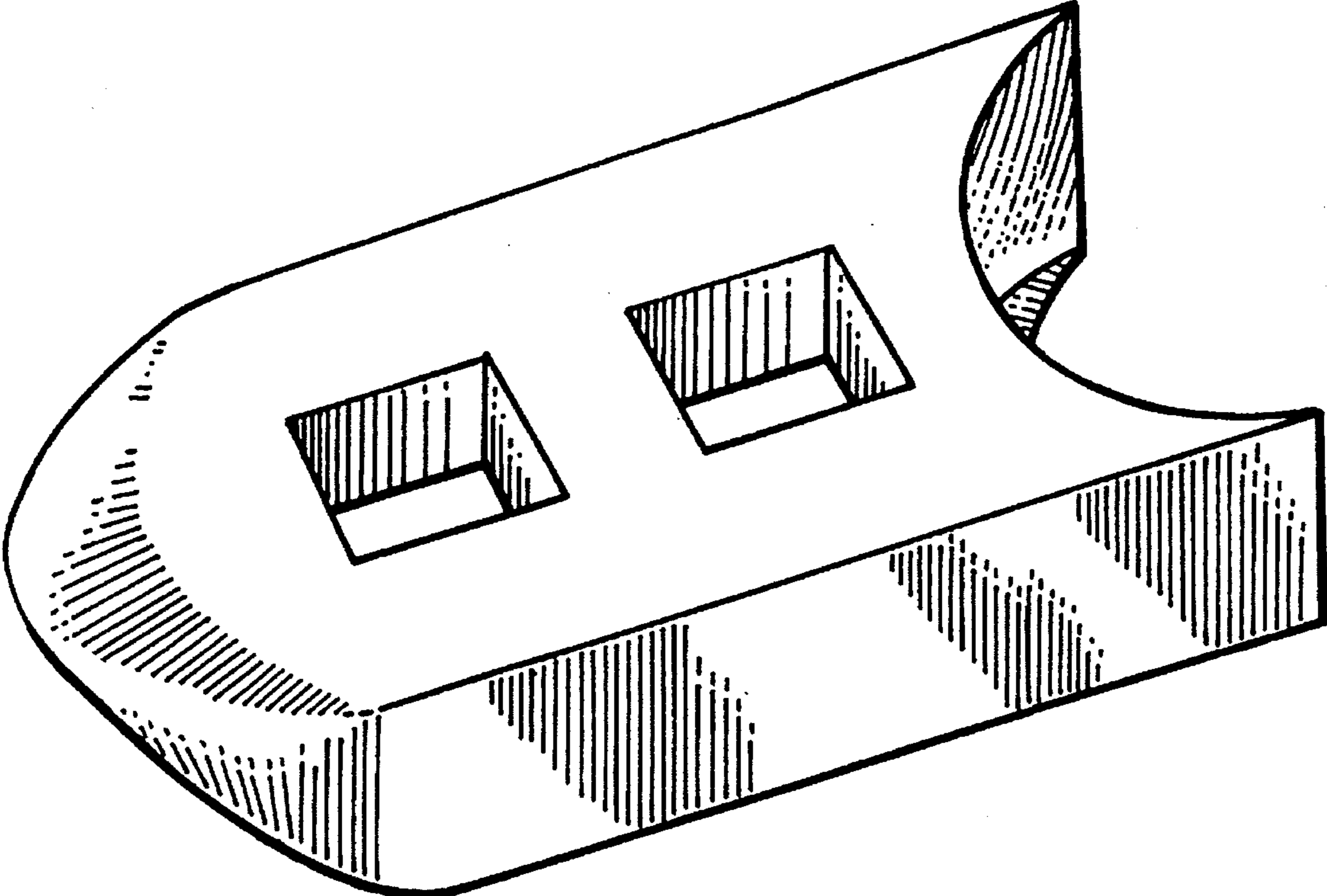
[56] **References Cited**

**U.S. PATENT DOCUMENTS**

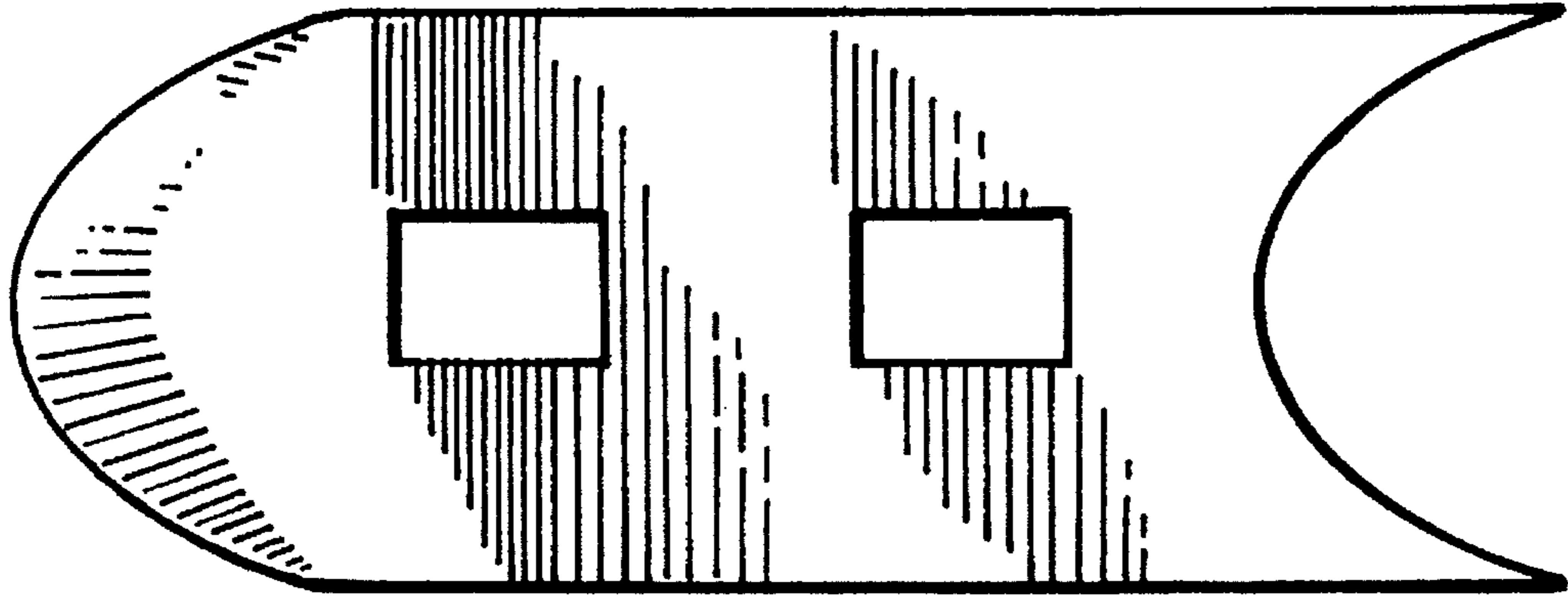
D. 30,707 5/1899 Paquette ..... D25/113  
D. 33,317 10/1900 Lafferty ..... D25/116  
53,004 3/1866 Hutchinson ..... 52/606  
D. 252,951 9/1979 Schuring ..... D25/113  
2,877,506 3/1959 Almoslino ..... D25/113

**1 Claim, 2 Drawing Sheets**

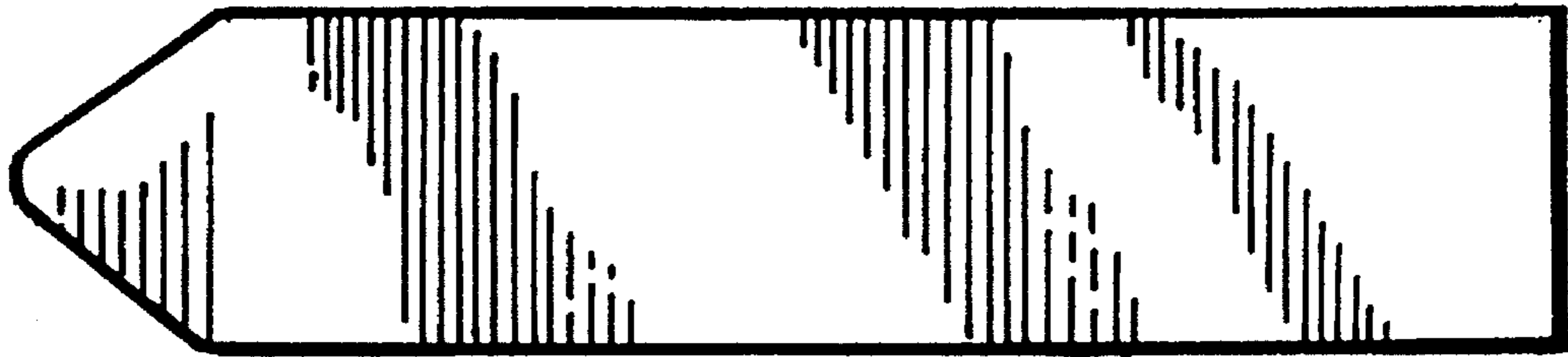





*Fig. 1*




*Fig. 2*



*Fig. 3*



*Fig. 4*



*Fig. 5*