



US00D378396S

United States Patent [19]

[11] Patent Number: **Des. 378,396**

Sandberg et al.

[45] Date of Patent: ****Mar. 11, 1997**

[54] **FISHING LEADER HOLDER**

3,859,747	1/1975	Proebstle	43/54.1
4,179,834	12/1979	Thomas	43/57.2
4,961,281	10/1990	Listebarger, Jr.	43/57.2
4,977,700	12/1990	Perlman et al.	43/57.2
5,018,298	5/1991	Spears	43/57.2

[76] Inventors: **Ray A. Sandberg; Thomas C. Massey**,
both of 5309 Lake Alice Rd. SE., Fall
City, Wash. 98024

[**] Term: **14 Years**

Primary Examiner—Doris V. Coles

[21] Appl. No.: **51,813**

[57] **CLAIM**

[22] Filed: **Mar. 19, 1996**

The ornamental design for a fishing leader holder, as shown
and described.

[52] U.S. Cl. **D22/134; D3/260**

DESCRIPTION

[58] Field of Search D22/134, 149;
D3/260, 904; 206/315.11; 43/25.2, 50.1,
57.2

FIG. 1 is a front elevational view of the fishing leader holder
showing our new design;
FIG. 2 is a rear elevational view thereof;
FIG. 3 is a right view thereof;
FIG. 4 is a left view thereof;
FIG. 5 is a top plan view thereof;
FIG. 6 is a bottom plan view thereof; and,
FIG. 7 is an isometric view thereof.

[56] **References Cited**

U.S. PATENT DOCUMENTS

D. 243,178	1/1977	Sahly	D22/134
D. 257,565	11/1980	Slaughterback	D22/134
D. 335,216	5/1993	Carlson	D3/260
2,789,389	4/1957	Moen	43/57.2
2,791,863	5/1957	Sweeney	43/57.2

1 Claim, 3 Drawing Sheets

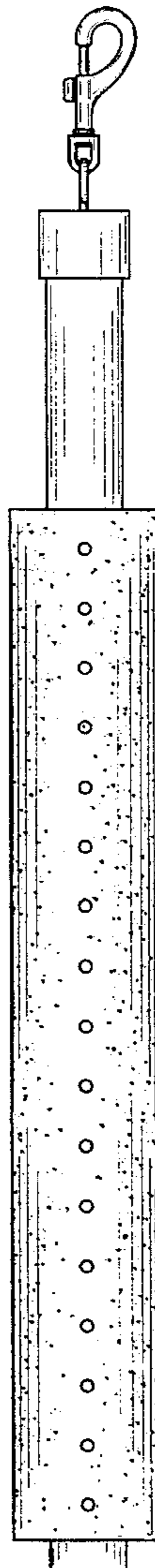


FIG. 1

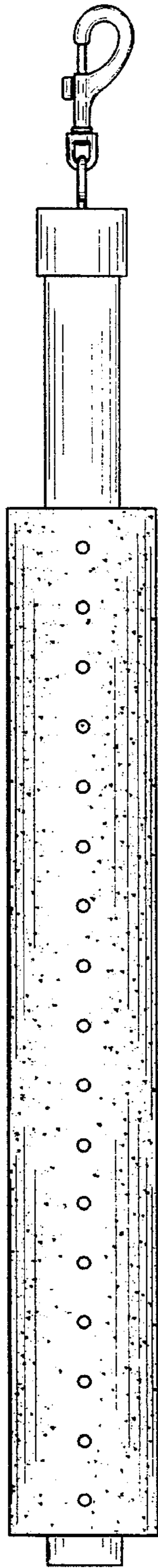


FIG. 2




FIG. 3

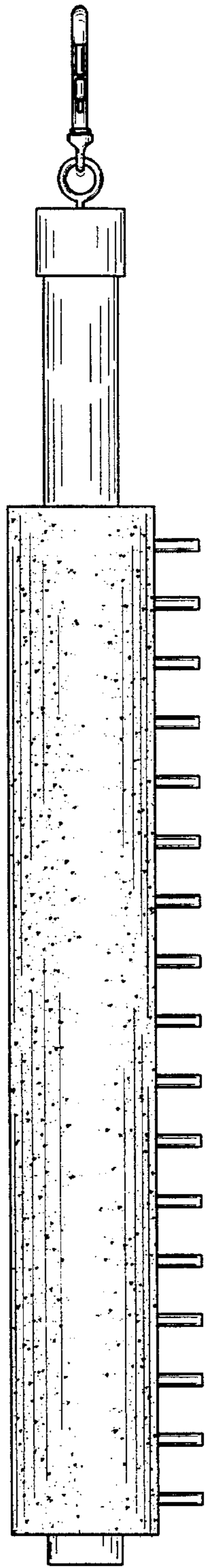


FIG. 4




FIG. 7

FIG. 5

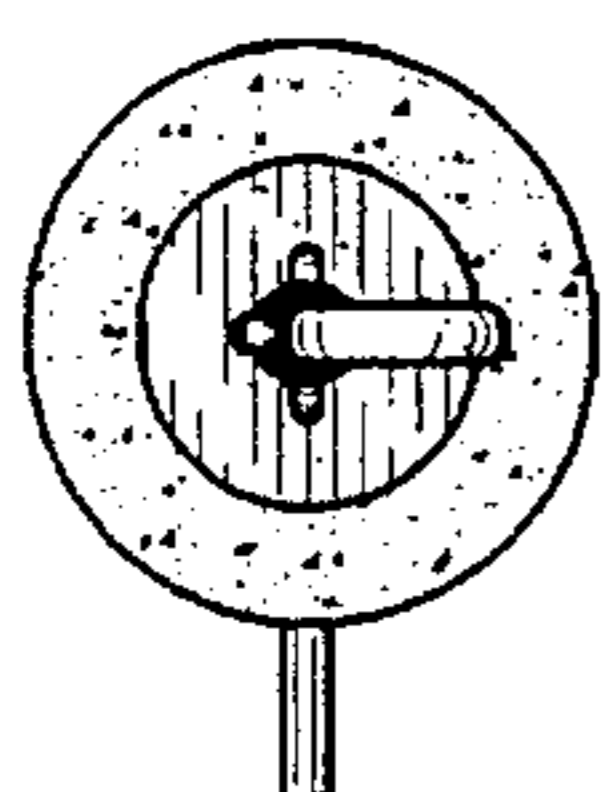


FIG. 6

