



US00D378388S

# United States Patent [19]

[11] Patent Number: **Des. 378,388**

**Watson**

[45] Date of Patent: **\*\*Mar. 11, 1997**

[54] **DIMPLED GAMES BALL**

OTHER PUBLICATIONS

[75] Inventor: **Catherine Watson**, Wakefield, England

"Gold World", May 8, 1987, p. 5, Golf Ball Dimple Patterns by Slazenger.

[73] Assignee: **Dunlop Limited**, London, England

*Primary Examiner*—Prabhakar G. Deshmukh

[\*\*] Term: **14 Years**

*Assistant Examiner*—Cherl Cohen

*Attorney, Agent, or Firm*—Lorusso & Loud

[21] Appl. No.: **41,902**

[57] **CLAIM**

[22] Filed: **Jul. 26, 1995**

The ornamental design for a dimpled games ball, as shown and described.

[30] **Foreign Application Priority Data**

**DESCRIPTION**

Feb. 17, 1995 [GB] United Kingdom ..... 2045357

[52] **U.S. Cl.** ..... **D21/205**

[58] **Field of Search** ..... D21/205; 273/232,  
273/233

FIG. 1 is a top plan view of a dimpled games ball showing my new design;

FIG. 2 is a bottom plan view thereof;

FIG. 3 is a right side view thereof;

FIG. 4 is a left side view thereof;

FIG. 5 is a front view thereof;

FIG. 6 is a rear view thereof; and,

FIG. 7 is a perspective view from in front of and underneath the dimpled games ball.

[56] **References Cited**

**U.S. PATENT DOCUMENTS**

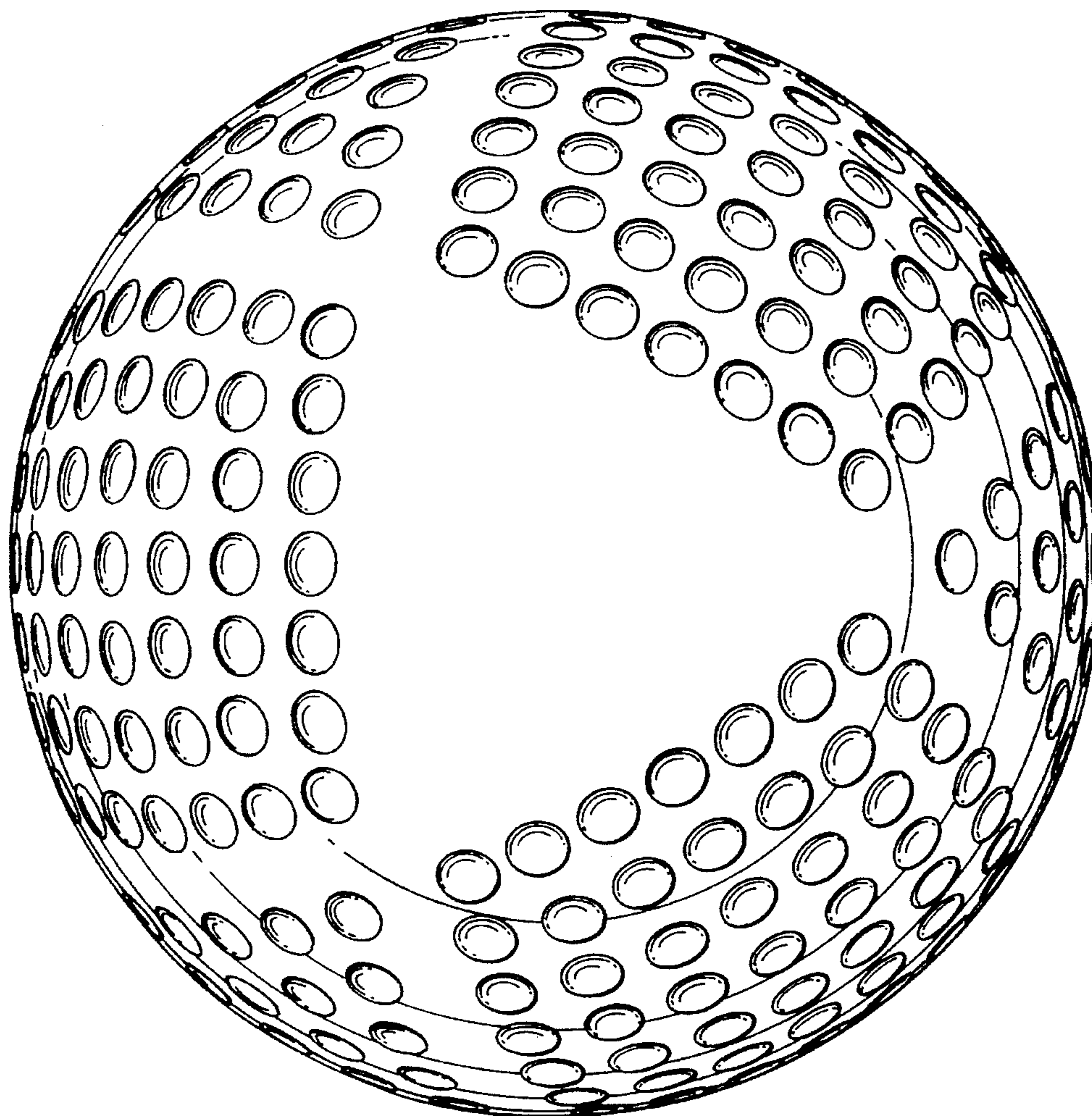
D. 326,697 6/1992 Hwang ..... D21/205

4,848,766 7/1989 Oka et al. .... D21/205 X

5,123,652 6/1992 Oka ..... 273/232

5,332,226 7/1994 Kim ..... 273/232

**1 Claim, 7 Drawing Sheets**



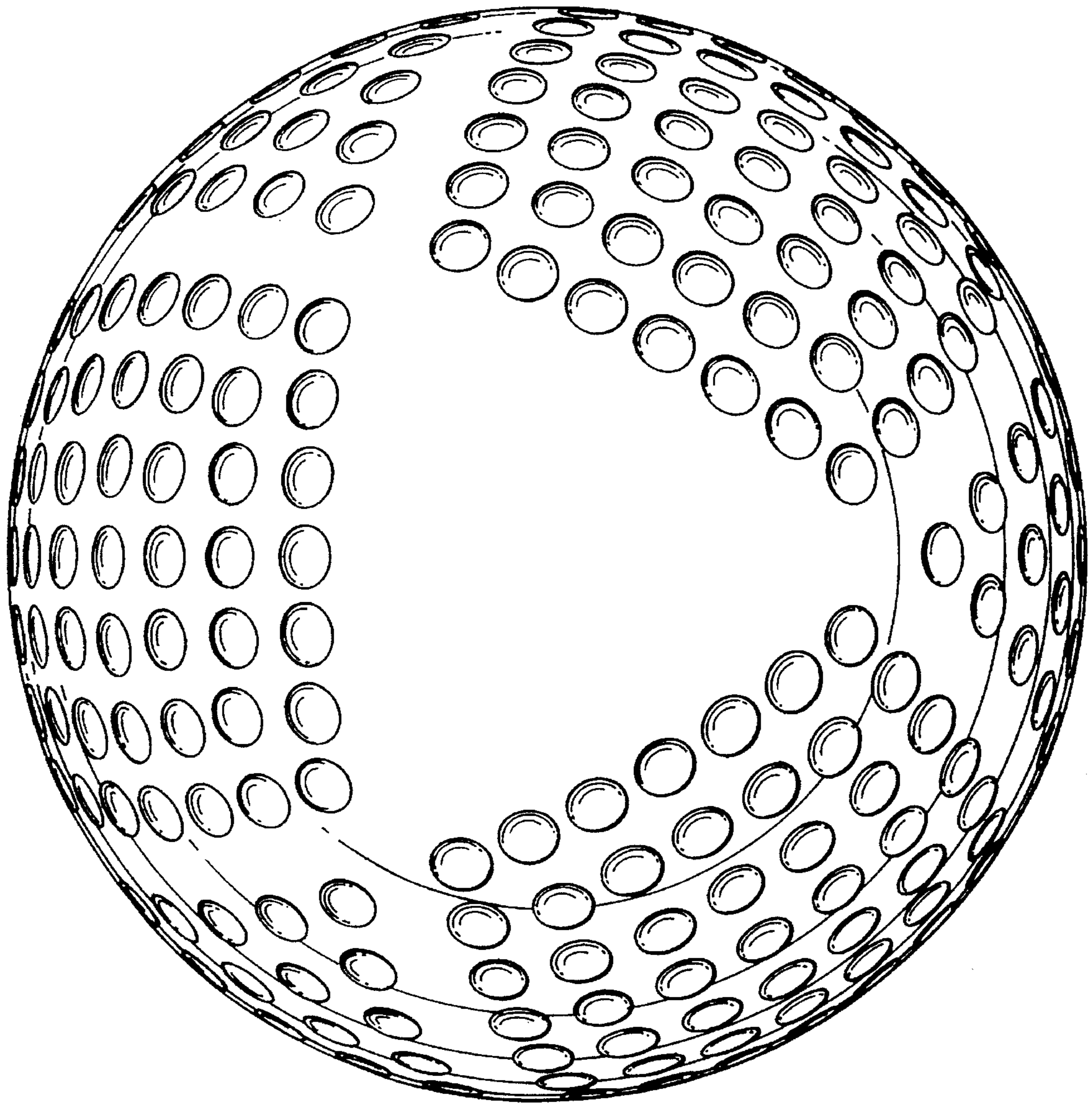


Fig. 1




Fig. 2




Fig. 3




Fig. 4




Fig. 5




Fig. 6




Fig. 7