



US00D378384S

United States Patent [19]

[11] **Patent Number: Des. 378,384**

Gilbert, Jr. et al.

[45] **Date of Patent: **Mar. 11, 1997**

[54] **NOISEMAKER**

[75] Inventors: **Lloyd Gilbert, Jr.**, Broken Arrow;
Mark S. Hanna, Tulsa, both of Okla.

[73] Assignee: **Michael B. Fine**, Tulsa, Okla.

[**] Term: **14 Years**

[21] Appl. No.: **48,492**

[22] Filed: **Dec. 29, 1995**

D. 312,844	12/1990	Jones	D21/64
D. 318,695	7/1991	Rosa	D21/65
471,046	3/1892	Wilskey .	
1,567,803	12/1925	Ludwig .	
3,157,000	11/1964	Stavig	446/418
3,444,772	5/1969	Martin	84/402
3,490,410	1/1970	Crawford, Sr.	116/67
3,499,361	3/1970	Harleman	84/402
3,783,733	1/1974	Zirimis	84/402
4,463,517	8/1984	Kerr et al.	446/421
4,810,228	3/1989	Huggins	446/418
4,976,651	12/1990	Frank	446/421

Related U.S. Application Data

[62] Division of Ser. No. 10,985, Jul. 21, 1993, Pat. No. Des. 369,388.

[52] **U.S. Cl.** **D21/64; D21/100**

[58] **Field of Search** **D21/59, 64, 65, D21/100; 446/417, 418, 421, 422**

Primary Examiner—Dominic Simone

Attorney, Agent, or Firm—Dougherty, Hessin, Beavers & Gilbert

[57] **CLAIM**

The ornamental design for a noisemaker, as shown and described.

DESCRIPTION

FIG. 1 is a front elevational view of an embodiment of a noisemaker showing our new design, the rear elevational view being substantially identical thereto;

FIG. 2 is a top plan view thereof;

FIG. 3 is a right side elevational view thereof, the left side elevational view being substantially identical thereto; and,

FIG. 4 is a bottom plan view thereof.

[56] **References Cited**

U.S. PATENT DOCUMENTS

D. 32,982	7/1900	Jackson	D21/64
D. 73,752	11/1927	Marks	D21/65
D. 162,190	2/1951	Lippman	D21/64
166,344	8/1875	Crandall .	
D. 260,655	9/1981	Guay	D17/22
D. 276,827	12/1984	Jones	D21/65
D. 290,655	6/1987	Thomson et al.	D24/45

1 Claim, 1 Drawing Sheet

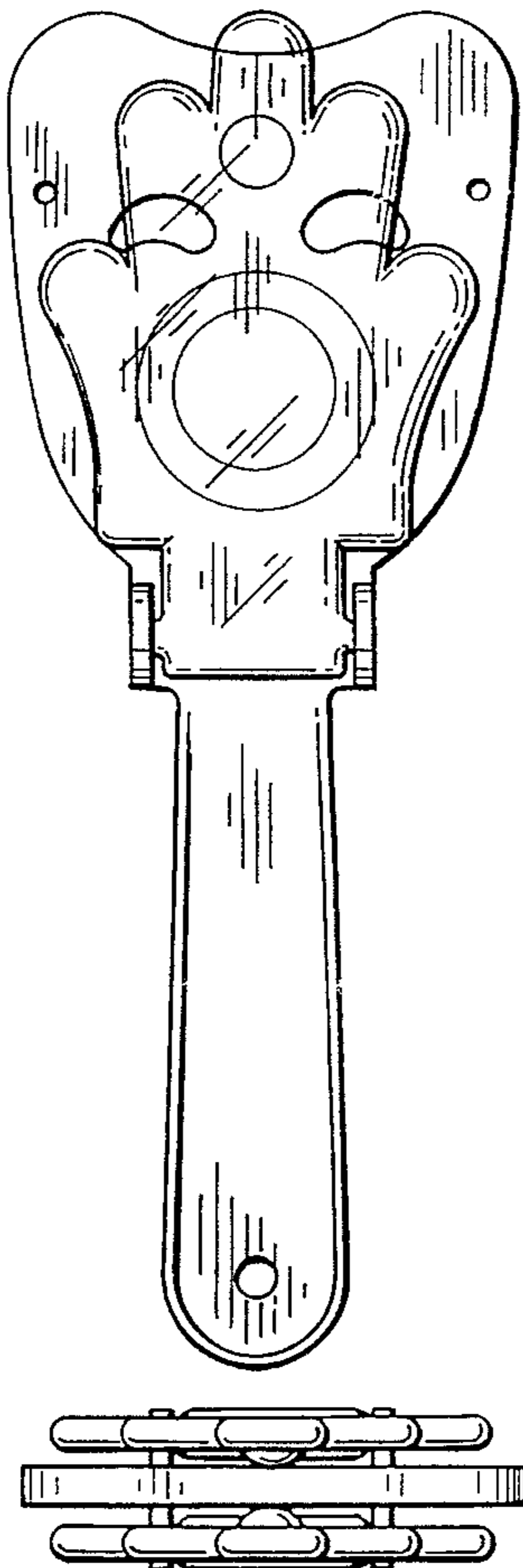


Fig. 2




Fig. 1

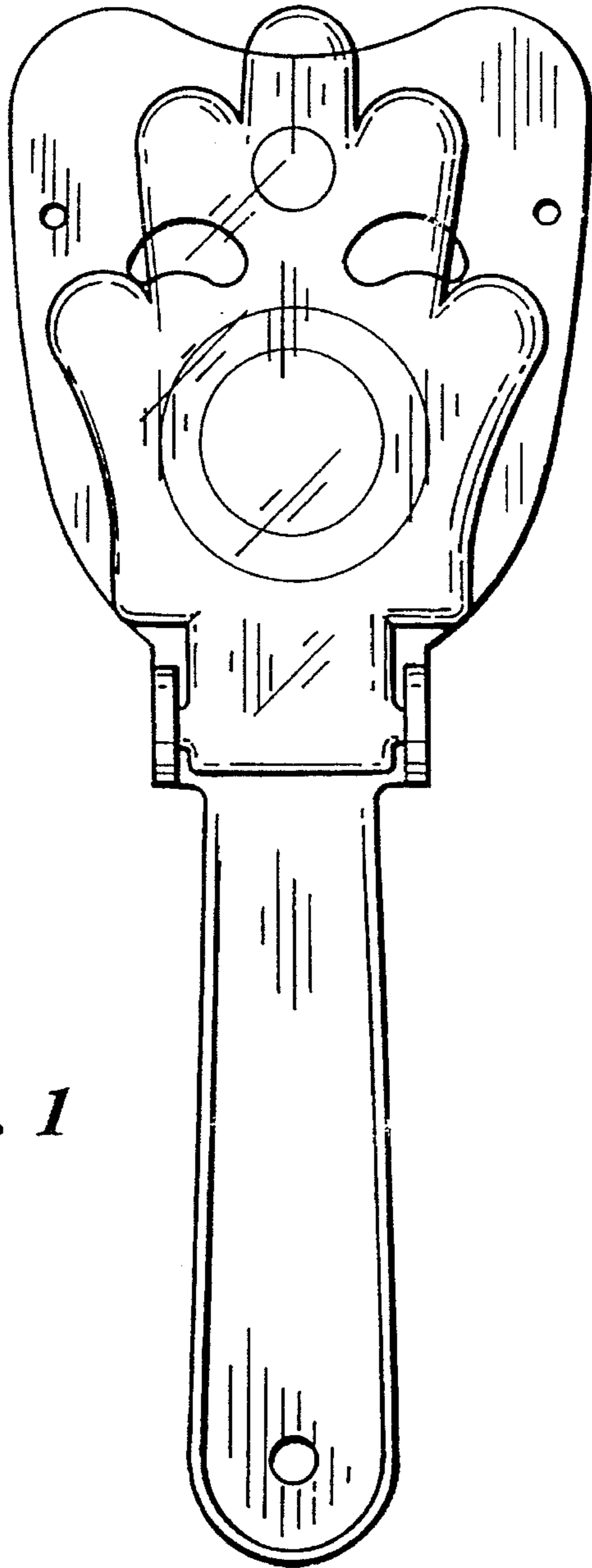


Fig. 3




Fig. 4

