



US00D378369S

United States Patent [19]

[11] Patent Number: **Des. 378,369**

Behlke

[45] Date of Patent: ****Mar. 11, 1997**

[54] **WIRELESS COMMUNICATOR**

D. 359,281 6/1995 Grasso et al. D14/137

[75] Inventor: **George E. Behlke**, Victor, N.Y.

OTHER PUBLICATIONS

Hong Kong Enterprise, Oct. 1994, p. 270.

[73] Assignee: **Detection Systems, Inc.**, Fairport, N.Y.

Primary Examiner—Prabhakar G. Deshmukh
Attorney, Agent, or Firm—J. Addison Mathews

[**] Term: **14 Years**

[21] Appl. No.: **48,083**

[57] **CLAIM**

[22] Filed: **Dec. 19, 1995**

The ornamental design for a wireless communicator, as shown and described.

[52] **U.S. Cl.** **D14/137**

[58] **Field of Search** D14/124, 137,
D14/143, 159, 299, 191, 192; 455/73, 89,
90, 92, 128, 100, 95; 340/311.1

DESCRIPTION

FIG. 1 is a front elevation of a wireless communicator showing my new design;

FIG. 2 is a right side elevation, with the opposite side being a mirror image thereof;

FIG. 3 is a top plan view thereof;

FIG. 4 is a rear elevation thereof; and,

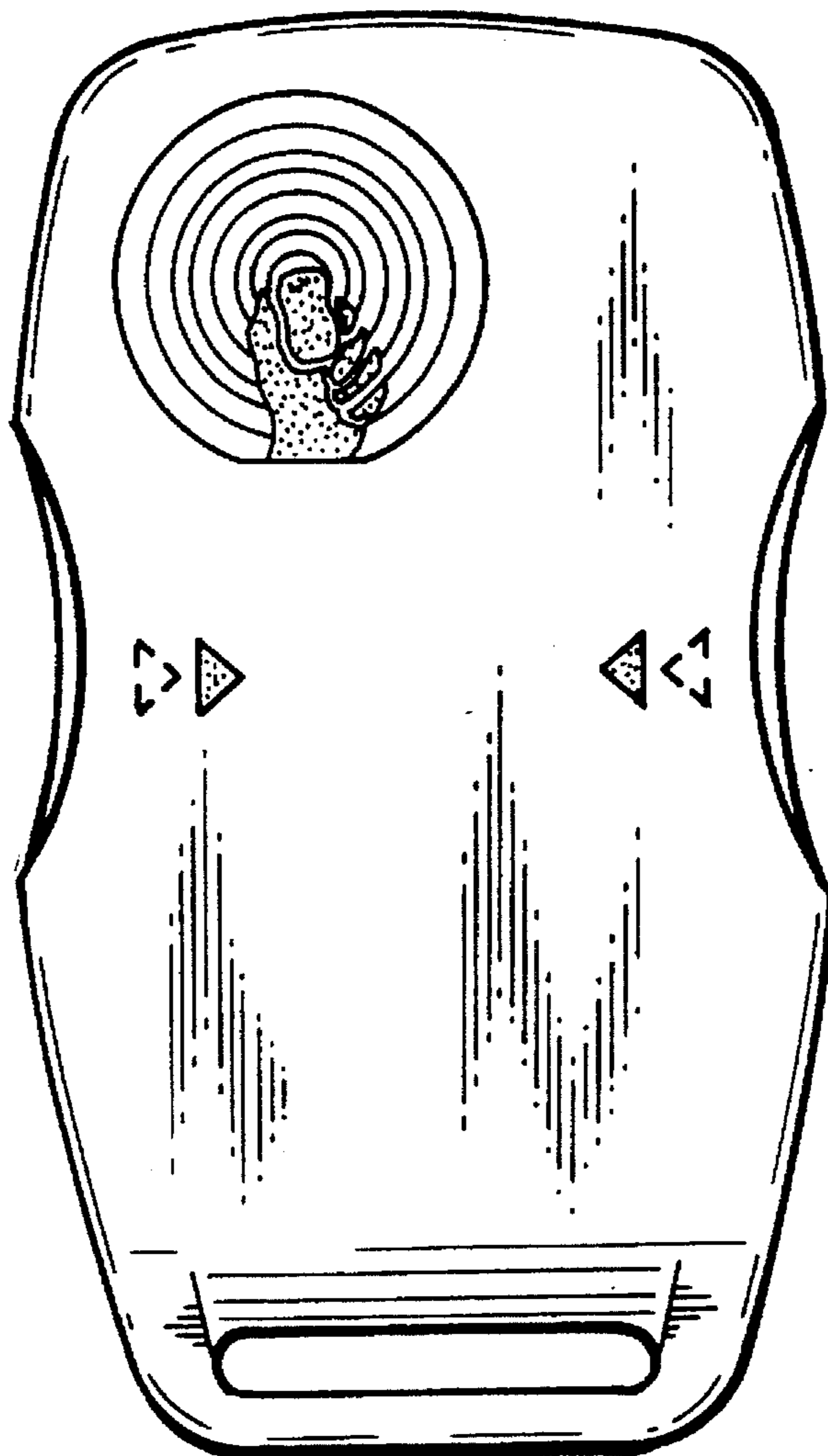
FIG. 5 is a bottom plan view thereof.

[56] **References Cited**

U.S. PATENT DOCUMENTS

D. 288,317	2/1987	Yuen	D14/137
D. 341,587	11/1993	Larson et al.	D14/137
D. 347,004	5/1994	Beaumont et al.	D14/137
D. 350,347	9/1994	Tracy et al.	D14/137
D. 352,285	11/1994	Khoury et al.	D14/191

1 Claim, 1 Drawing Sheet



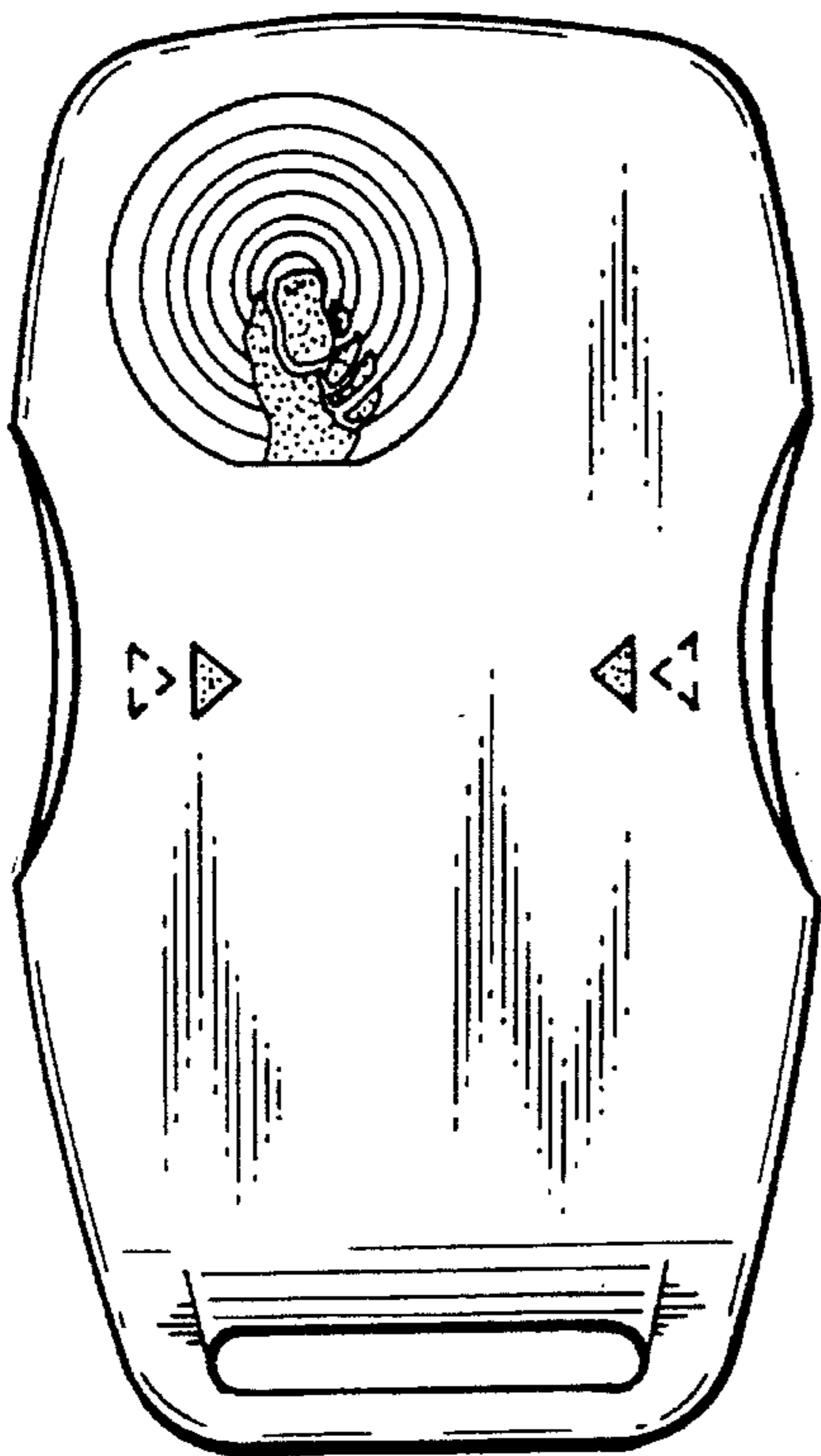


FIG. 1

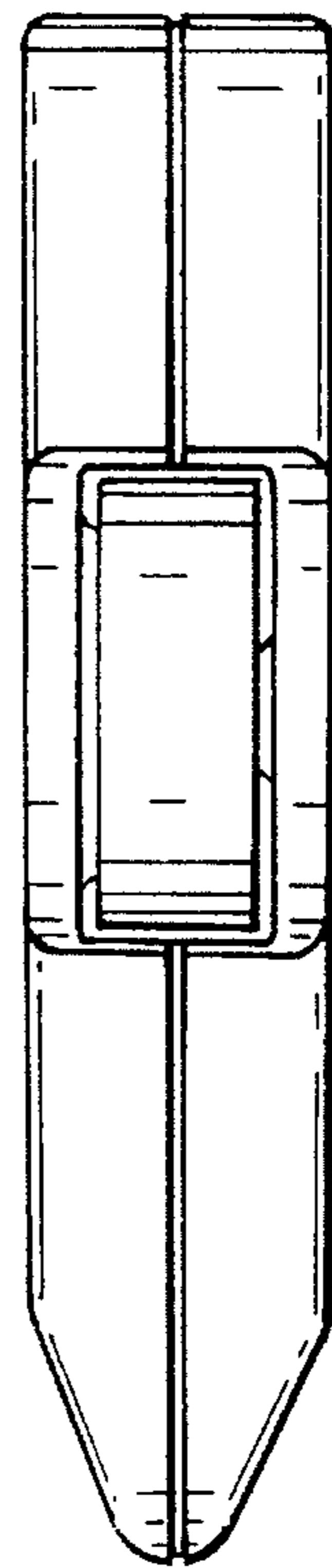


FIG. 2

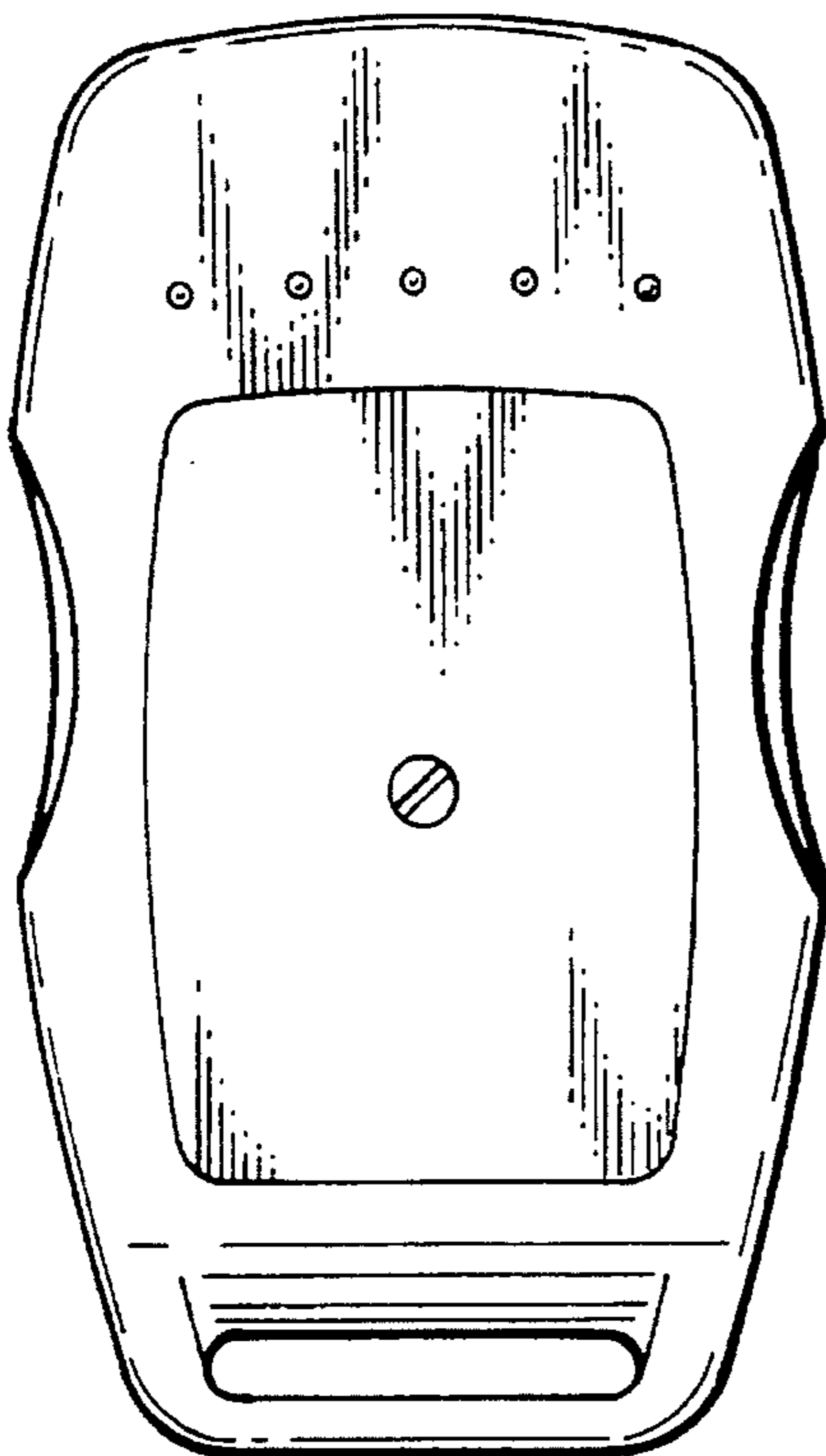


FIG. 4




FIG. 3




FIG. 5