



US00D378367S

United States Patent [19]

[11] **Patent Number: Des. 378,367**

Adams

[45] **Date of Patent: **Mar. 11, 1997**

[54] **ADJUSTABLE ELECTRONIC SEWING PATTERN**

4,688,503 8/1987 Kato 112/445
5,097,779 3/1992 Ishikawa et al. 112/445

[76] Inventor: **Janet Adams**, 4059 Thunder Heights La., Middleburg, Fla. 32068

Primary Examiner—Freda Nunn
Attorney, Agent, or Firm—Harold H. Dutton, Jr.; W. Charles L. Jamison; Diane F. Liebman

[**] Term: **14 Years**

[57] CLAIM

[21] Appl. No.: **45,789**

The ornamental design for an adjustable electronic sewing pattern, as shown and described.

[22] Filed: **Oct. 30, 1995**

[52] U.S. Cl. **D14/100; D15/66**

DESCRIPTION

[58] **Field of Search** D14/100, 105, D14/106, 107; D15/66, 69, 70, 72; D18/2, 7; 178/18, 19; 345/156, 168, 169, 172, 173, 87; 341/22, 23; 364/708.1, 400; 112/445-448

FIG. 1 is a perspective view of an adjustable electronic sewing pattern showing my new design;
FIG. 2 is a top view thereof;
FIG. 3 is a bottom view thereof;
FIG. 4 is a left side view thereof;
FIG. 5 is a right side view thereof;
FIG. 6 is a front view thereof; and,
FIG. 7 is a rear view thereof.


[56] References Cited

U.S. PATENT DOCUMENTS

D. 312,245	11/1990	Uchida	D15/72 X
4,335,667	6/1982	Beckerman et al.	112/445
4,446,520	5/1984	Shigeta et al.	364/400
4,512,271	4/1985	Herdeg et al.	112/445
4,620,496	11/1986	Hanyu	112/445

The cord is shown broken in the figures to indicate an indeterminate length.

1 Claim, 3 Drawing Sheets






FIG. 1

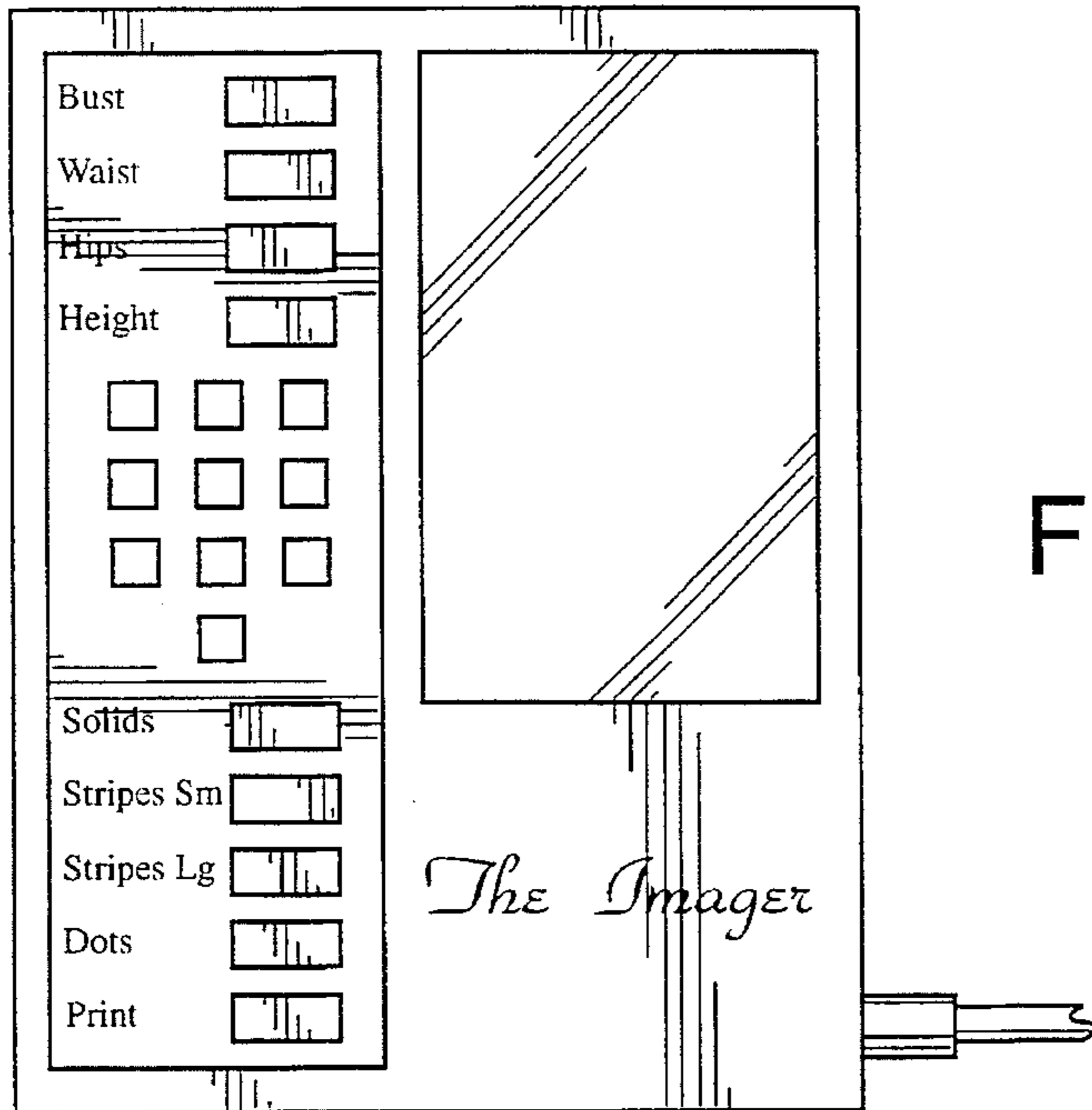


FIG. 2

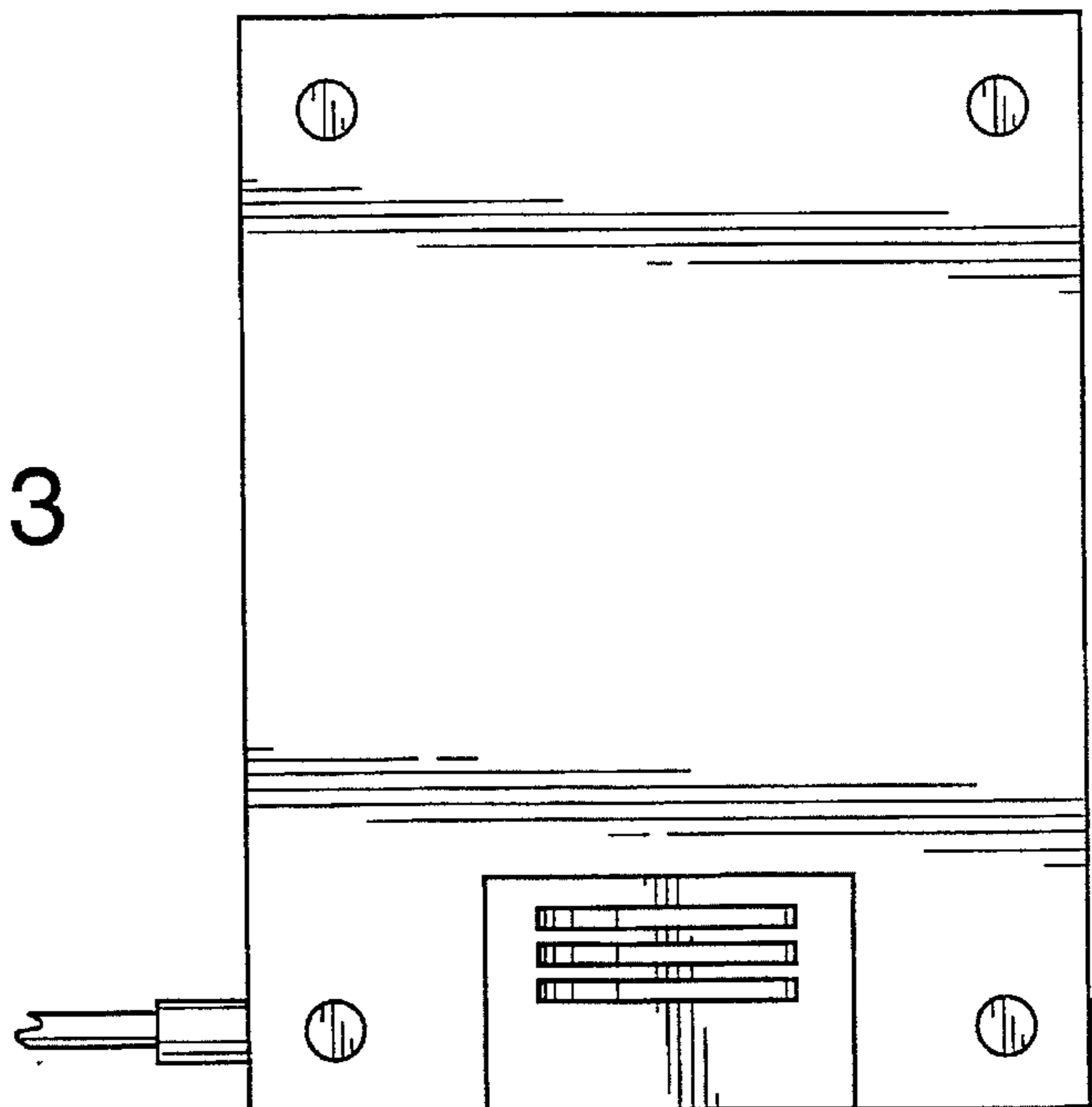


FIG. 3

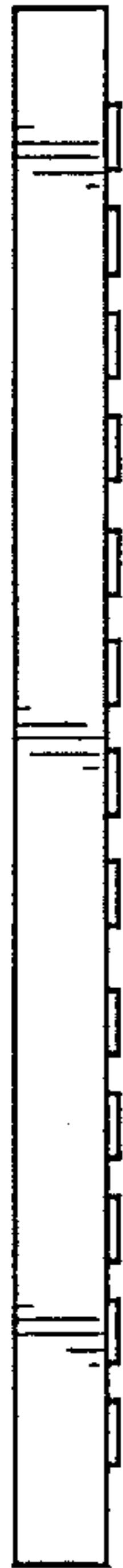


FIG. 4



FIG. 6



FIG. 5



FIG. 7