



US00D378359S

# United States Patent [19]

[11] Patent Number: **Des. 378,359**

Stoneberg

[45] Date of Patent: **\*\*Mar. 11, 1997**

[54] **COMPASS**

Attorney, Agent, or Firm—Laff, Whitesel, Conte & Saret, Ltd.

[75] Inventor: **J. Bruce Stoneberg, LaGrange, Ill.**

### [57] CLAIM

[73] Assignee: **Safe-T Products, Inc., LaGrange, Ill.**

The ornamental design for a compass, as shown and described.

[\*\*] Term: **14 Years**

### DESCRIPTION

[21] Appl. No.: **52,377**

FIG. 1 is a top plan view of a compass showing the new design;

[22] Filed: **Mar. 28, 1996**

FIG. 2 is an elevational view of one of the sides of the compass;

[52] U.S. Cl. .... **D10/68; D10/64; D10/71**

FIG. 3 is an elevational view of the other side of the compass;

[58] Field of Search ..... **D10/64, 65, 68, D10/70, 71; 33/23.01, 23.02, 27.02, 27.03, 27.031, 27.032, 27.033, 431-435, 471, 465, 483-495, 562, 563, 565**

FIG. 4 is a front elevational view of the compass;

### [56] References Cited

FIG. 5 is a rear elevational view of the compass; and,

#### U.S. PATENT DOCUMENTS

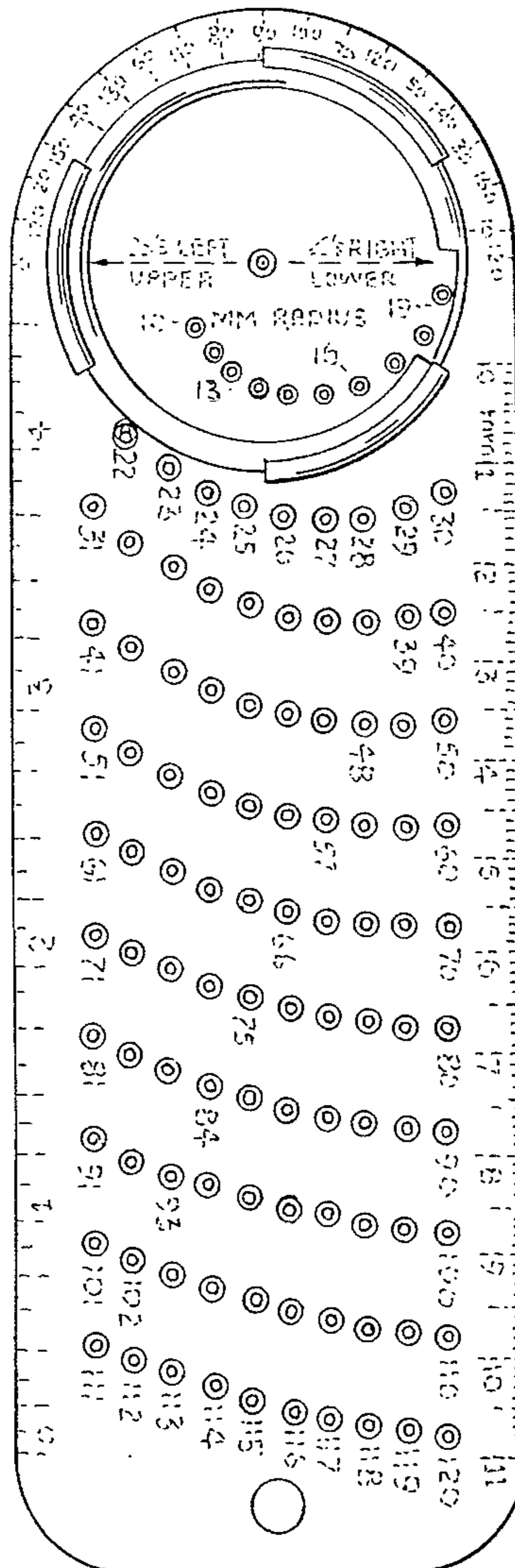
FIG. 6 is a bottom plan view of the compass.

D. 207,794 5/1967 Cherrington ..... D10/64 X  
5,040,307 8/1991 Dotson ..... D10/71 X

The broken line showing is for illustrative purposes only and forms no part of the claimed design.

Primary Examiner—Antoine Duval Davis

1 Claim, 2 Drawing Sheets



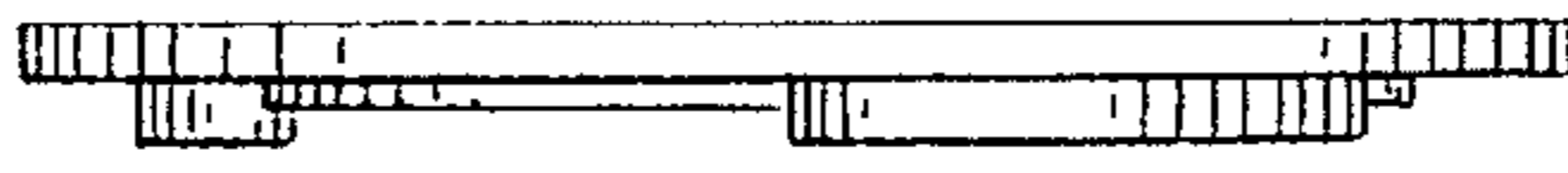


FIG. 4

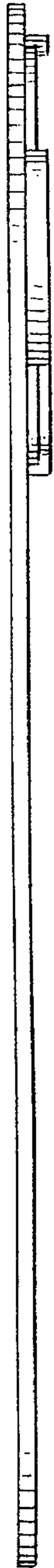


FIG. 2

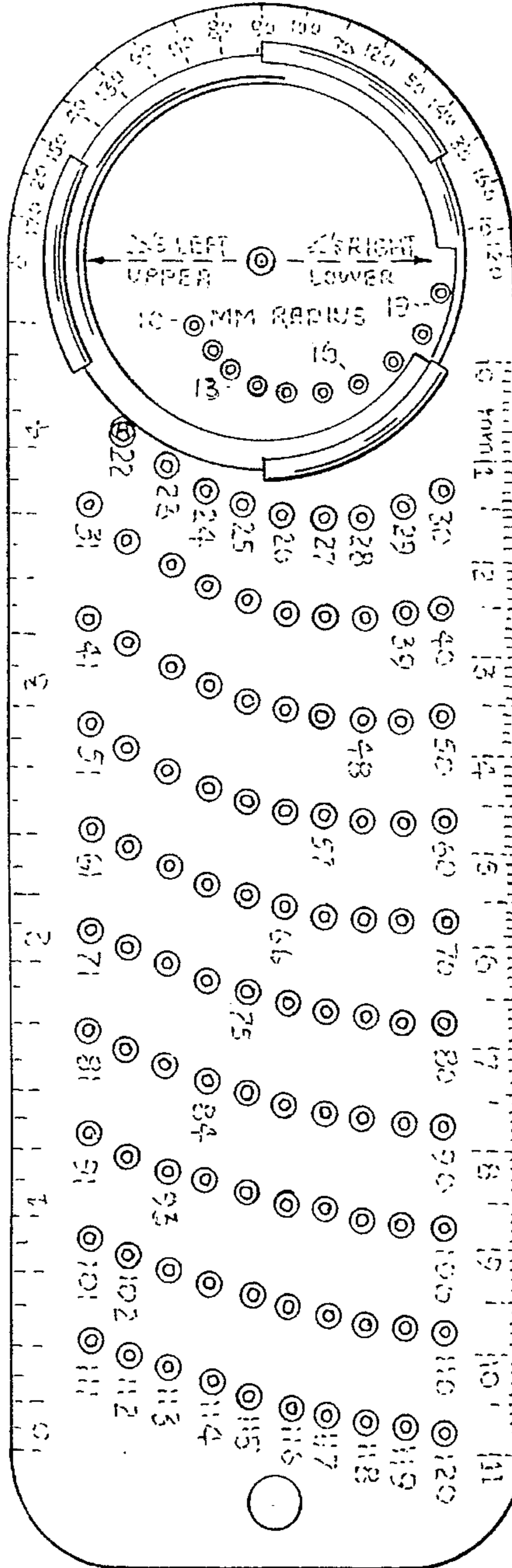


FIG. 1



FIG. 3

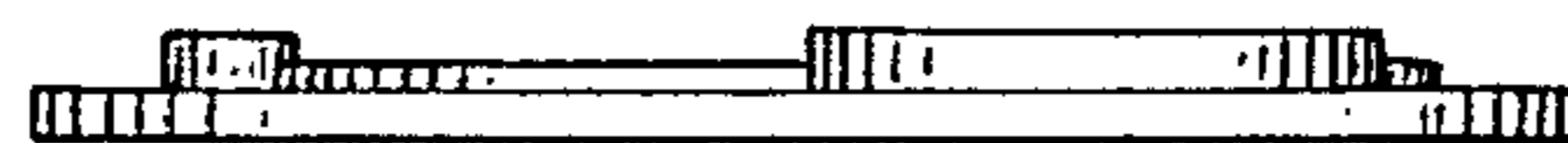


FIG. 5




FIG. 6