



US00D378356S

United States Patent [19]

[11] Patent Number: **Des. 378,356**

Kin

[45] Date of Patent: ****Mar. 11, 1997**

[54] **WRIST WATCH**

OTHER PUBLICATIONS

[75] Inventor: **Tang C. Kin**, Shatin, Hong Kong

European Jeweler—(G. Z.)—Oct. 1985—p. 56—watches at top.

[73] Assignee: **Advance Watch Company, Ltd.**,
Southfield, Mich.

Primary Examiner—Nelson C. Holtje
Attorney, Agent, or Firm—Brooks & Kushman, P.C.

[**] Term: **14 Years**

[57] CLAIM

The ornamental design for a wrist watch, as shown.

[21] Appl. No.: **52,481**

DESCRIPTION

[22] Filed: **Apr. 1, 1996**

FIG. 1 is a front view of the wrist watch of the present invention;

[52] U.S. Cl. **D10/32; D10/38**

FIG. 2 is a back view of the wrist watch of the present invention;

[58] Field of Search D10/1-40, 122-132;
368/280-282, 276-277, 28-30, 285, 239-242,
82-84, 41-44

FIG. 3 is a longitudinal view of the wrist watch of the present invention along a first side of the wrist watch;

FIG. 4 is a longitudinal view of the wrist watch of the present invention along a second side of the wrist watch;

[56] References Cited


U.S. PATENT DOCUMENTS

- D. 323,993 2/1992 Lee D10/30 X
- D. 351,350 10/1994 Morishima D10/38
- D. 353,105 12/1994 Houlihan D10/30
- D. 371,307 7/1996 Tomita D10/30 X

FIG. 5 is a longitudinal view of the wrist watch of the present invention along a third side of the wrist watch; and,

FIG. 6 is a longitudinal view of the wrist watch of the present invention along a fourth side of the wrist watch.

1 Claim, 2 Drawing Sheets



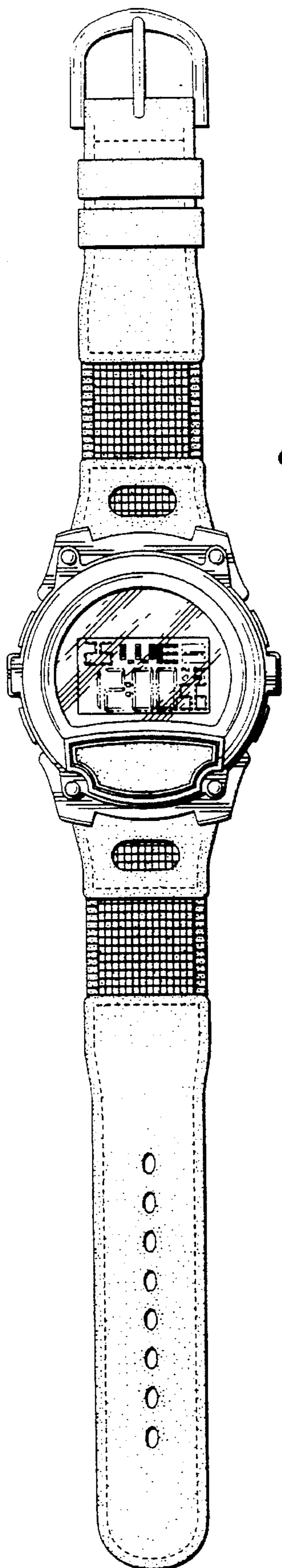


Fig. 1

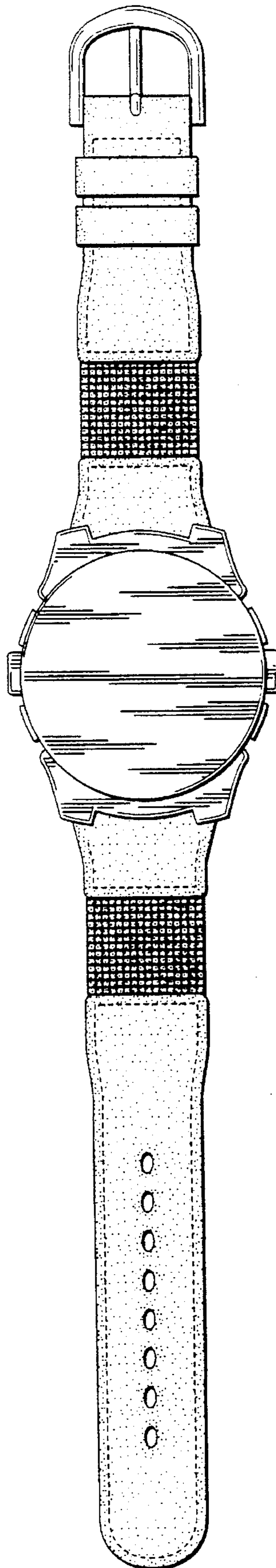


Fig. 2

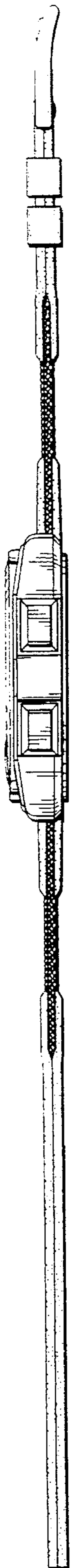


Fig. 3

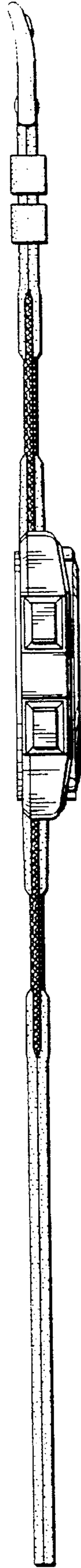


Fig. 4




Fig. 5




Fig. 6