



US00D378336S

# United States Patent [19]

Pedrini

[11] Patent Number: **Des. 378,336**

[45] Date of Patent: **\*\*Mar. 11, 1997**

[54] **GRATER**

[75] Inventor: **Gianpietro Pedrini, Brescia, Italy**

[73] Assignee: **Pedrini P.P.L. S.p.A., Concesio, Italy**

[\*\*] Term: **14 Years**

[21] Appl. No.: **46,556**

[22] Filed: **Sep. 8, 1995**

### [30] Foreign Application Priority Data

Mar. 13, 1995 [WO] WIPO ..... DM/032400

[52] U.S. Cl. .... **D7/678**

[58] Field of Search ..... D7/678; 241/95,  
241/273.1-273.4, 274

### [56] References Cited

#### U.S. PATENT DOCUMENTS

1,845,522 2/1932 Rowley ..... 241/273.1 X  
2,405,056 7/1946 Rosenbloom ..... 241/273.1

### OTHER PUBLICATIONS

Design, Sep. 1973, p. 32, shredder, bottom, left corner.  
Hong Kong Household, Dec. 1984, p. 55, grater, bottom right.

Hong Kong Enterprise, Nov. 1987, p. 152, grater 914N.

*Primary Examiner*—Terry A. Wallace

*Attorney, Agent, or Firm*—Guido Modiano; Albert Josif

### [57] CLAIM

The ornamental design for a "grater", as shown and described.

### DESCRIPTION

FIG. 1 is a perspective view of a grater showing my new design;

FIG. 2 is a front elevation view thereof;


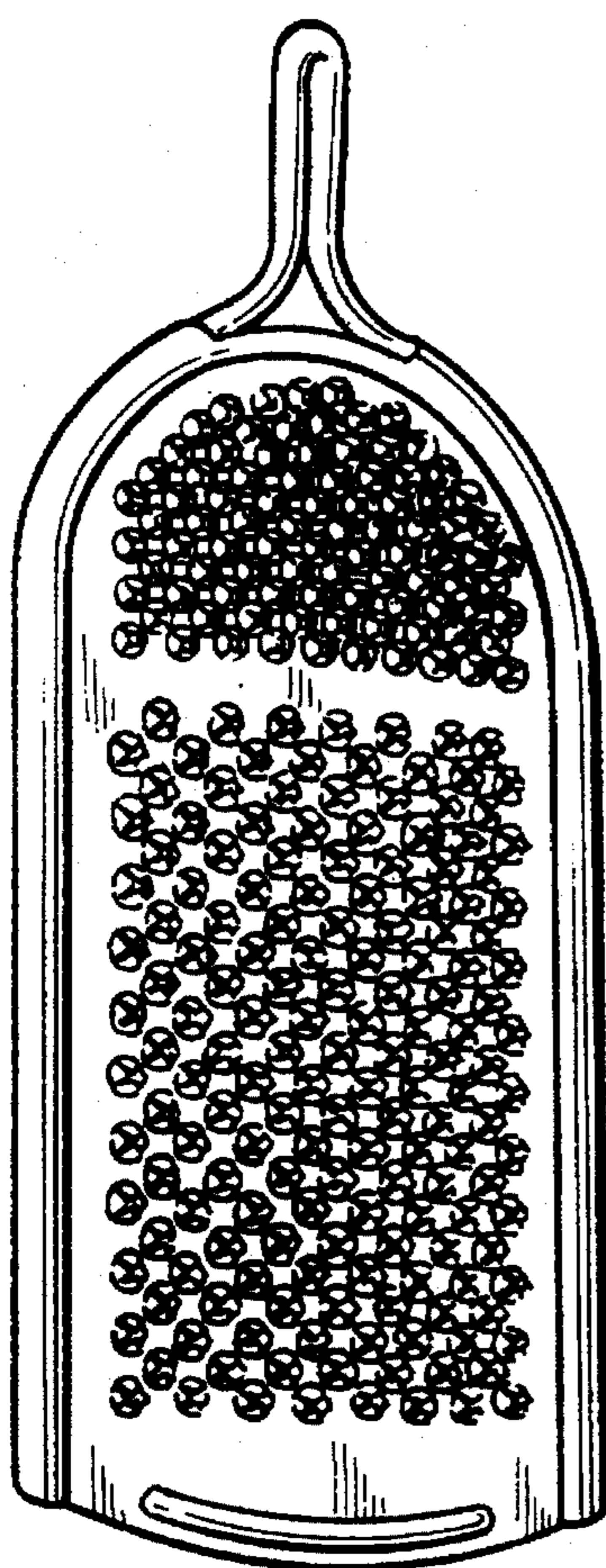
FIG. 3 is a rear elevation view thereof;

FIG. 4 is a side elevation view thereof;

FIG. 5 is a top view thereof; and,

FIG. 6 is a bottom view thereof.

1 Claim, 2 Drawing Sheets



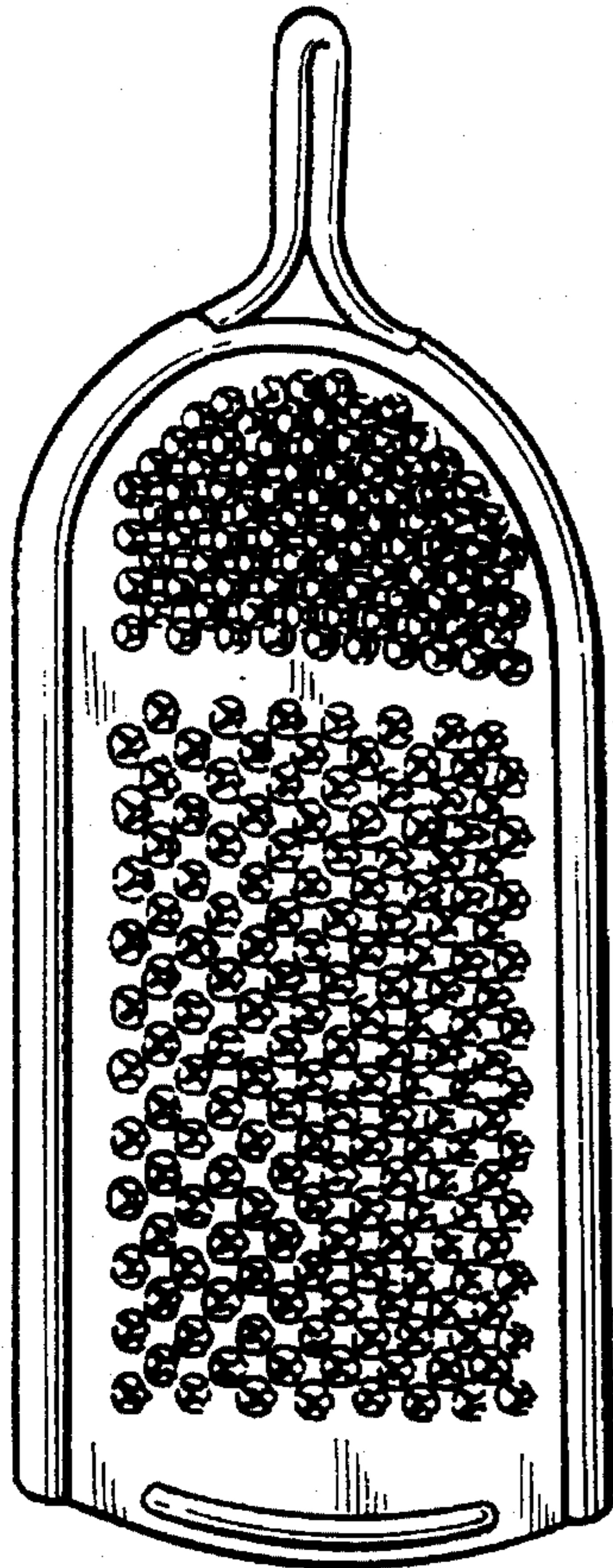


Fig. 1




Fig. 2



Fig. 4



Fig. 5



Fig. 6

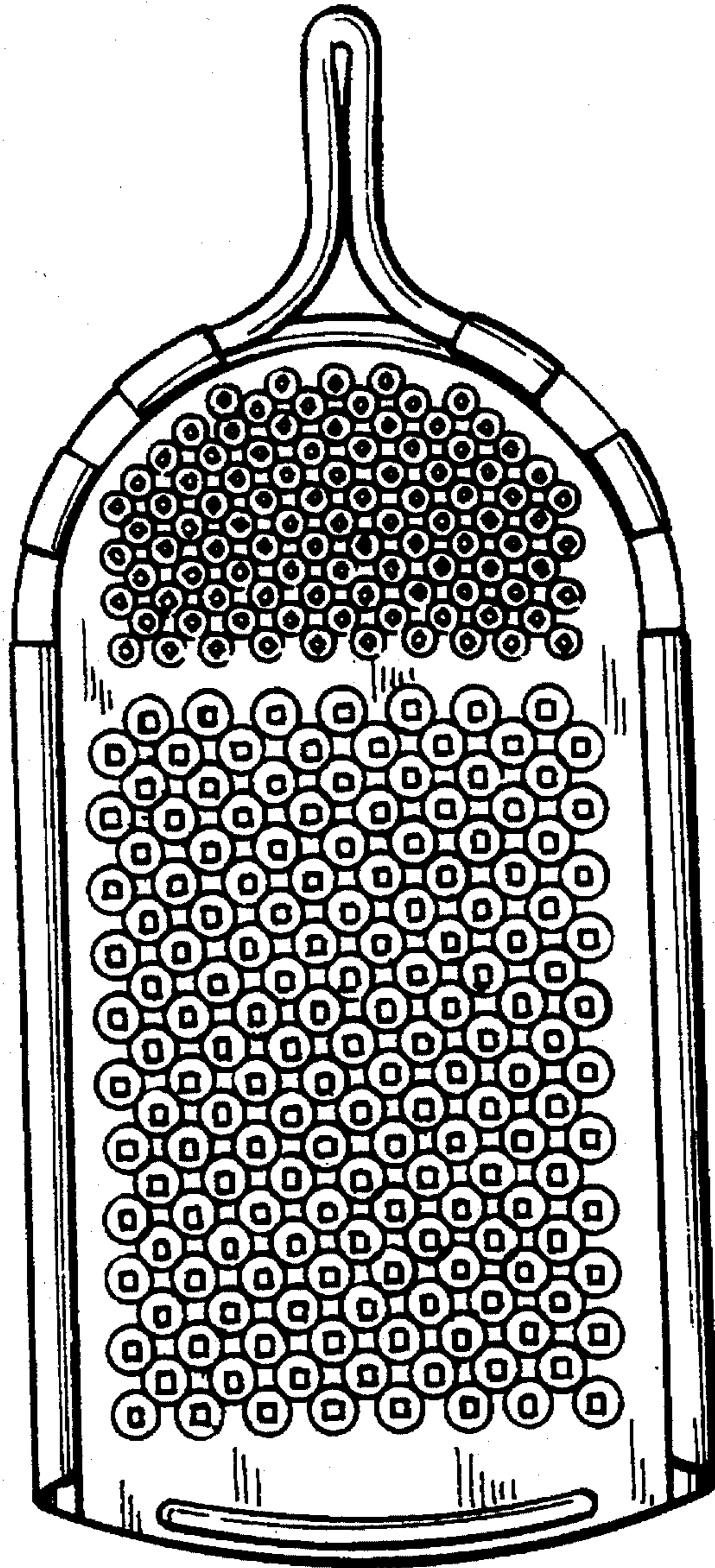


Fig. 3