



US00D378318S

United States Patent [19]

[11] Patent Number: **Des. 378,318**

James

[45] Date of Patent: ****Mar. 11, 1997**

[54] **SOLE**

[75] Inventor: **Stanley James**, Ludlam Close, England

[73] Assignee: **R. Griggs Group Limited**,
Wellingborough, England

[**] Term: **14 Years**

D. 354,388 1/1995 Sacz D2/951
 D. 363,371 10/1995 Werman .
 D. 368,795 4/1996 Anaka et al. D2/954
 D. 369,236 4/1996 Maltby D2/951
 2,394,454 2/1946 Kappeler 36/59 C

Primary Examiner—Celia Murphy
Attorney, Agent, or Firm—Majestic, Parsons, Siebert & Hsue

[21] Appl. No.: **49,470**

[22] Filed: **Jan. 26, 1996**

[52] **U.S. Cl.** **D2/953; D2/951**

[58] **Field of Search** D2/897, 902, 906,
D2/908, 946-960, 962, 964; 36/101, 103,
104, 106, 113-115, 124, 126, 127-130,
3 B, 12-15, 22 R, 25 R, 32 R, 32 A, 172,
59 C

[57] CLAIM

The ornamental design for a sole, as shown and described.

DESCRIPTION

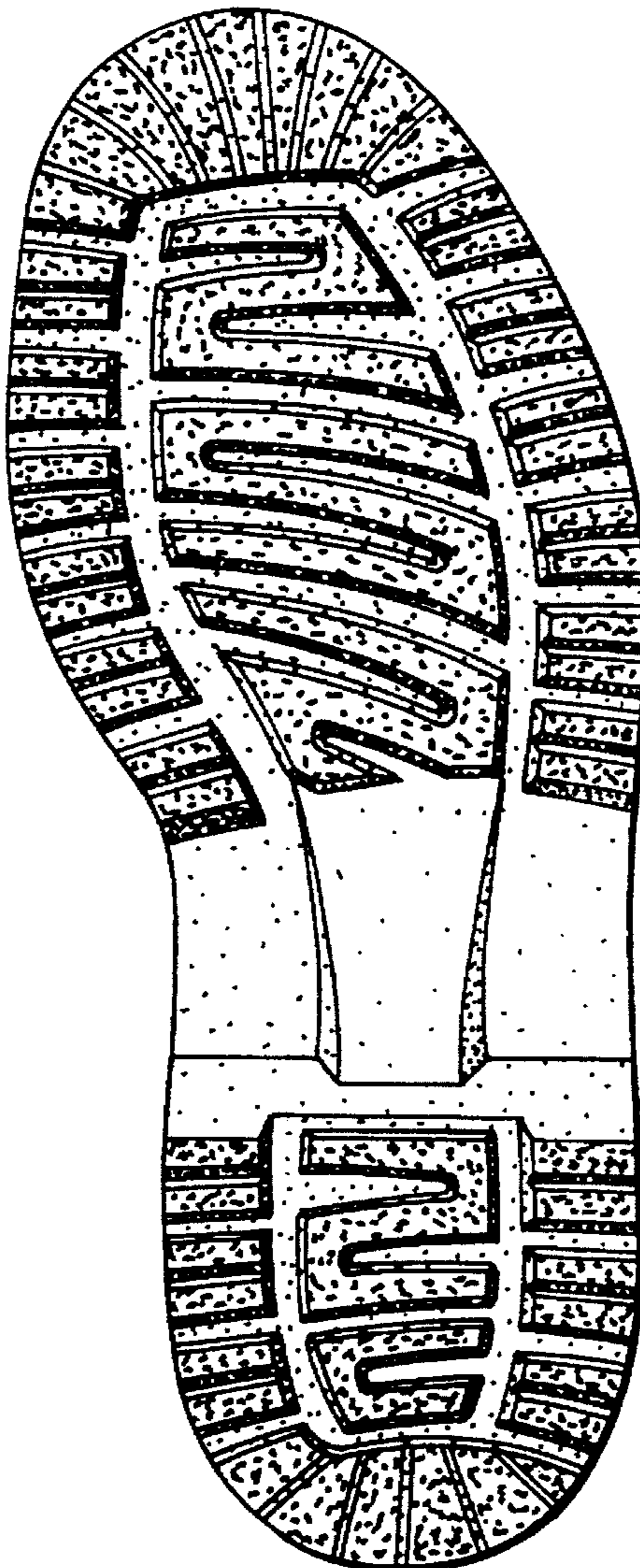
FIG. 1 is a bottom plan view of the sole showing my new design;
 FIG. 2 is a front elevational view thereof;
 FIG. 3 is a right side elevational view thereof;
 FIG. 4 is a left side elevational; and,
 FIG. 5 is a rear elevational view thereof.

[56] **References Cited**

U.S. PATENT DOCUMENTS

D. 320,690 10/1991 Lucas .

1 Claim, 1 Drawing Sheet



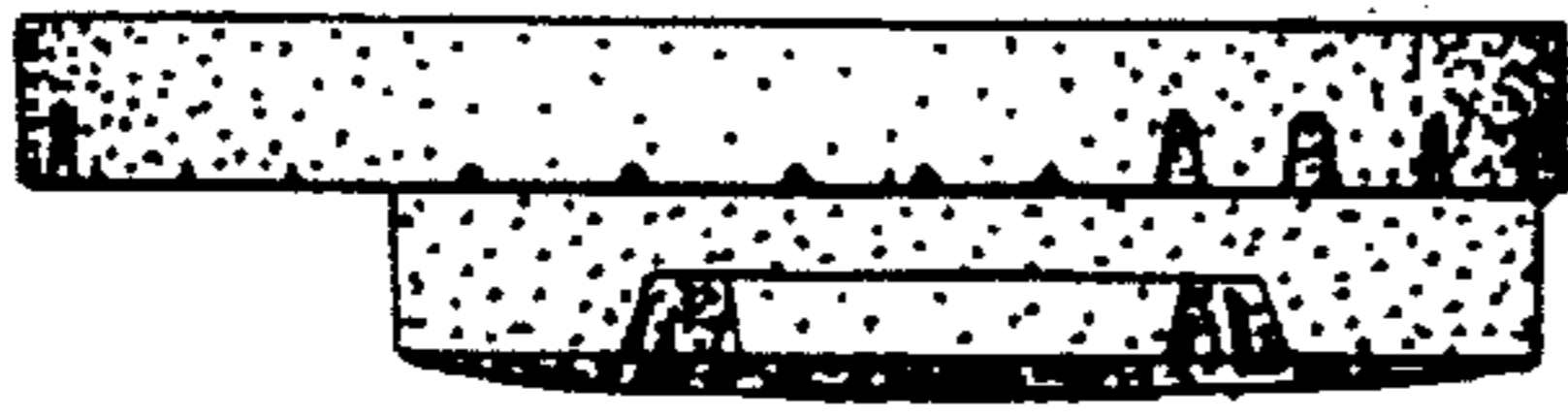


FIG. 2.

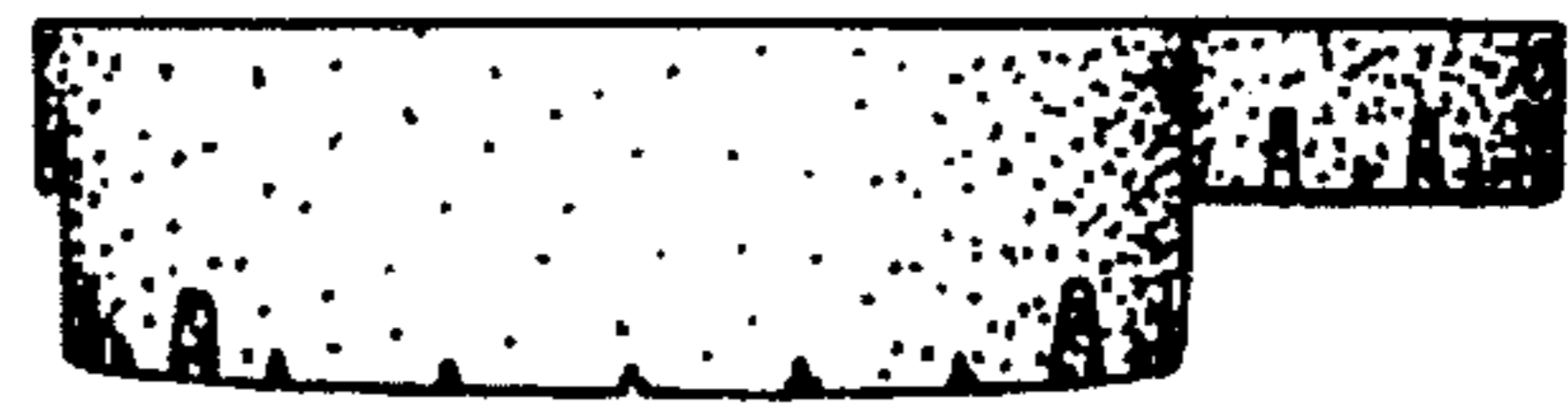


FIG. 5.

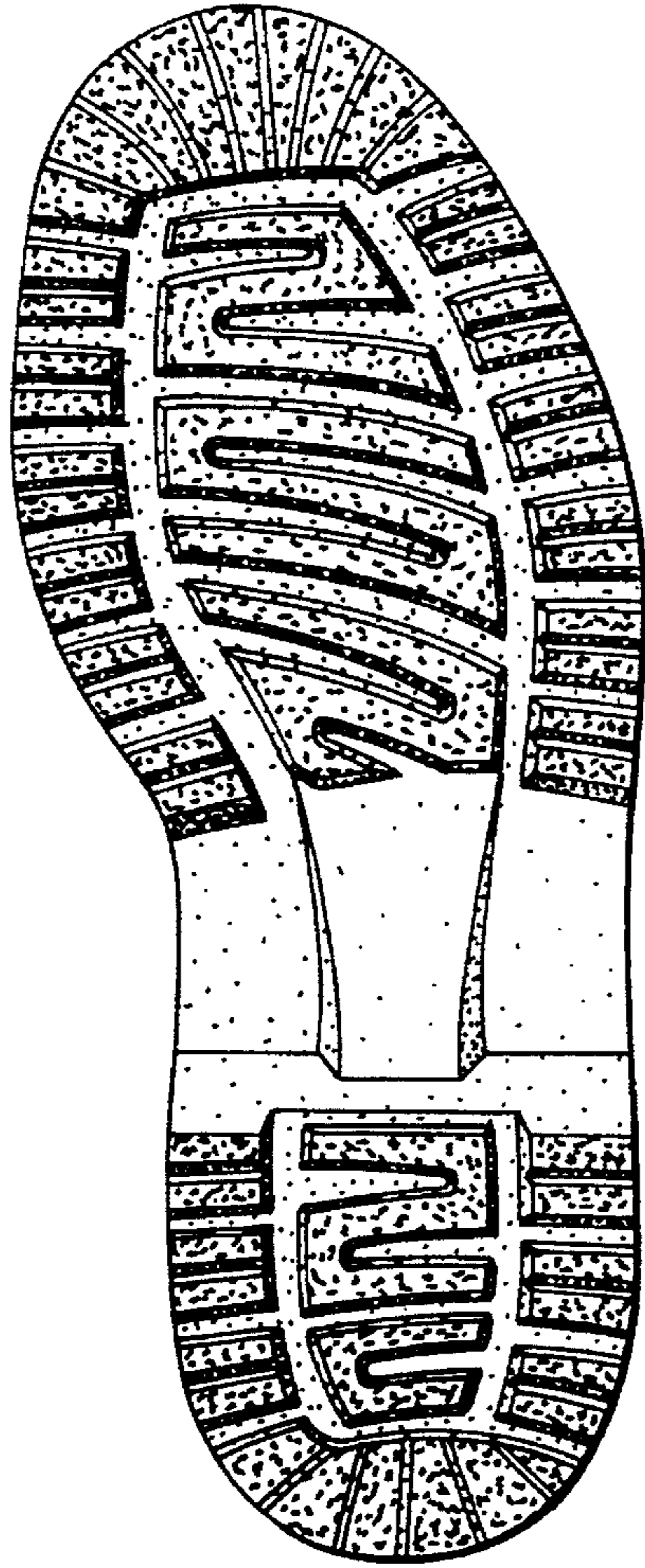


FIG. 1.

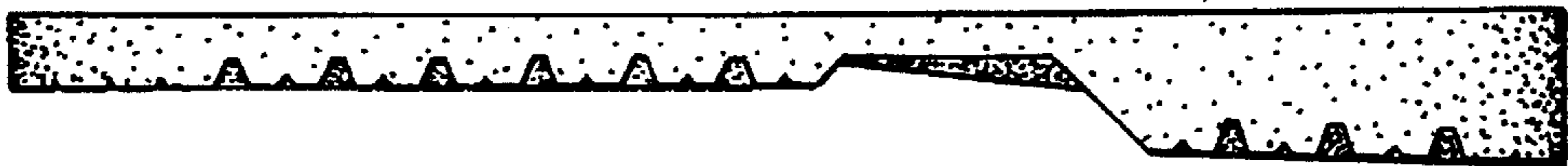


FIG. 3.

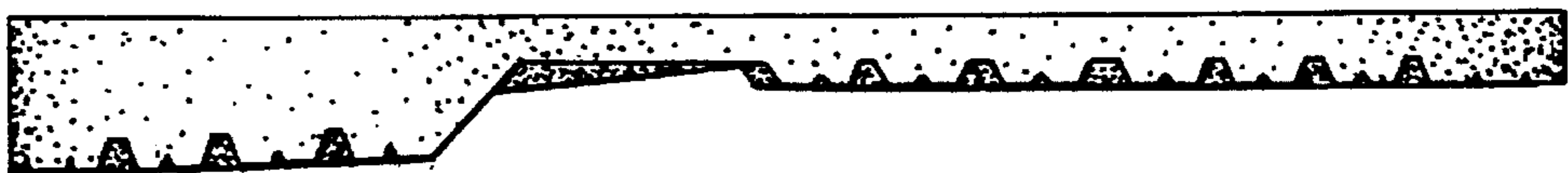


FIG. 4.