



US00D378308S

United States Patent [19]

[11] Patent Number: **Des. 378,308**

Roe et al.

[45] Date of Patent: ****Mar. 4, 1997**

[54] TROLL LURE

FOREIGN PATENT DOCUMENTS

[76] Inventors: **Douglas R. Roe**, 109 Warchant Dr., Gillette, Wyo. 82716; **Harold F. Galbraith**, 305 E. Redwood, Gillette, Wyo. 82718

509819	2/1995	Canada	D22/129
1123087	9/1956	France	43/42.09
3024383	1/1982	Germany	.	

[**] Term: **14 Years**

OTHER PUBLICATIONS

[21] Appl. No.: **50,445**

Norfin Trolls Playing Cards, Fundex Corp., The Troll Co., Six Selected Cards© 1992.

[22] Filed: **Feb. 20, 1996**

The Washington Daily News, p. 8. Troll Doll. Diener Industries, Inc, p. 209, Troll Dolls.

[52] U.S. Cl. **D22/132**; D22/130; 43/42.19; 43/42.32

Primary Examiner—Doris V. Coles
Attorney, Agent, or Firm—Richard C. Litman

[58] Field of Search D22/126, 128, D22/129, 130, 132; 43/42.45, 42.32, 42.19, 42.14, 42.35

[57] CLAIM

The ornamental design for a troll lure, as shown and described.

[56] References Cited

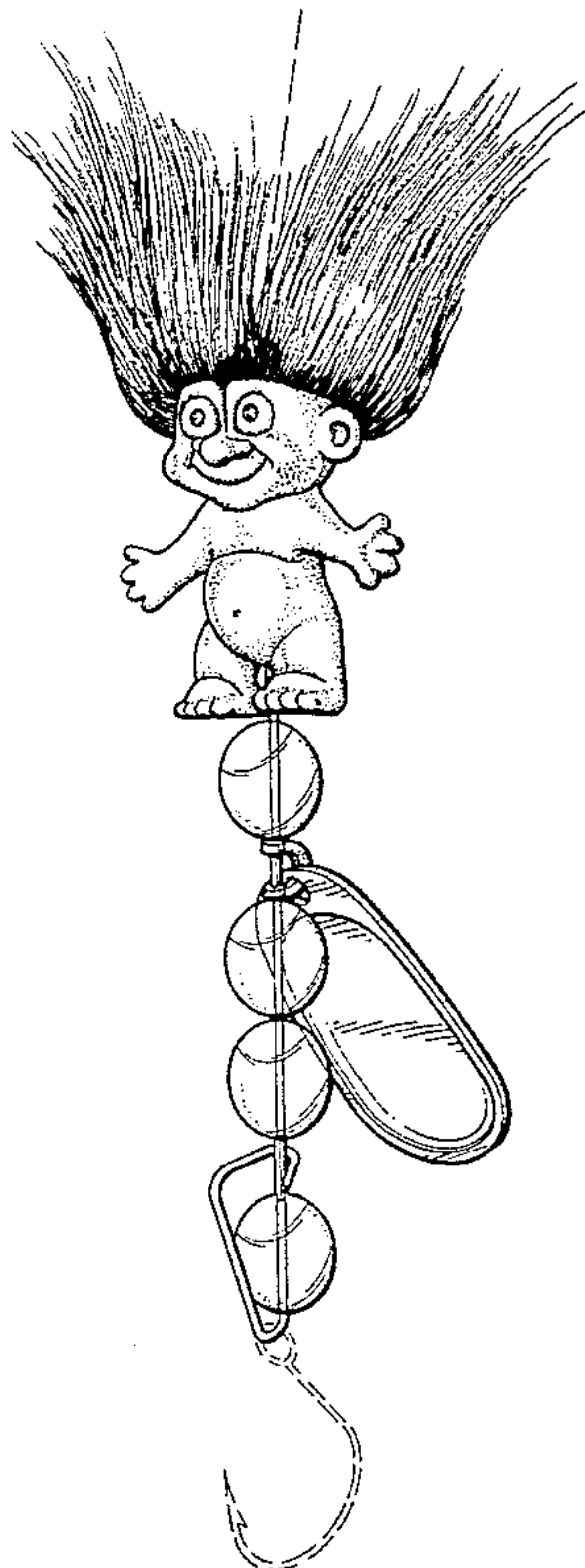
DESCRIPTION

U.S. PATENT DOCUMENTS

D. 160,976	11/1950	Shroff	D22/130	X
D. 199,623	11/1964	Lowrey	D22/132	X
D. 214,044	5/1969	Mann	D22/130	X
D. 270,172	8/1983	Hassman	D21/166	
D. 302,842	8/1989	Houzman	D22/129	
D. 336,676	6/1993	Bourque	D22/130	X
D. 338,945	8/1993	Longnecker	D22/132	
2,323,096	6/1943	McDowell	D22/129	X
2,774,171	12/1956	Pulver	D22/129	X
3,192,660	7/1965	Guess	D22/129	X
3,224,133	12/1965	Emard	D22/131	X
3,374,569	3/1968	Kurlovich	D22/126	X
3,807,079	4/1974	Goforth	43/42.17	
4,791,749	12/1988	Stazo	43/42.29	
4,860,486	8/1989	Vanderplow	43/42.19	
5,412,901	5/1995	Matinez	43/42.19	X

FIG. 1 is a perspective view of a troll lure showing my new design;
FIG. 2 is a front elevational view thereof;
FIG. 3 is a left side elevational view;
FIG. 4 is a right side elevational view thereof;
FIG. 5 is a rear elevational view thereof;
FIG. 6 is a top view thereof; and,
FIG. 7 is an additional perspective view thereof.
The broken line showing of the hook in FIGS. 1-5 and 7 is for illustrative purposes only, merely disclosing the types of attachments which can be used, and forms no part of the claimed design. The broken line showing of the fishing line in FIGS. 1 and 7, and the water in FIG. 7 is for illustrative purposes only and forms no part of the claimed design.

1 Claim, 4 Drawing Sheets



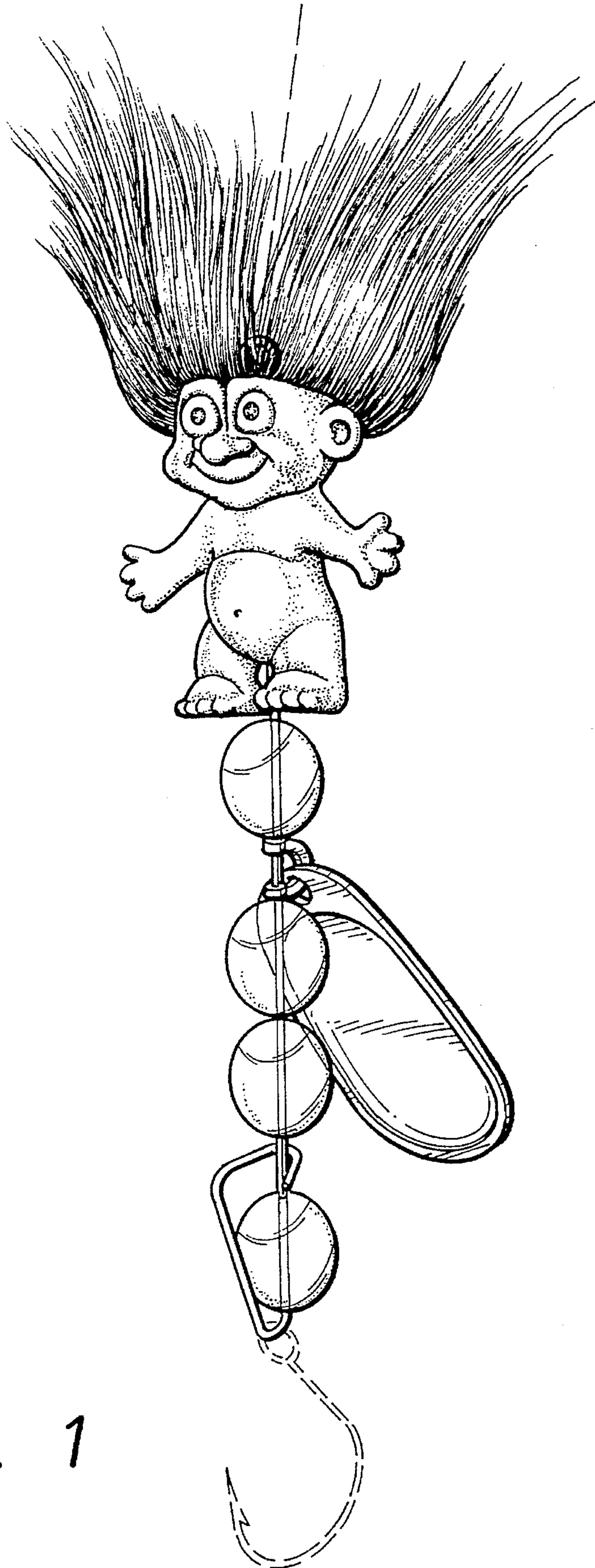


FIG. 1




FIG. 2

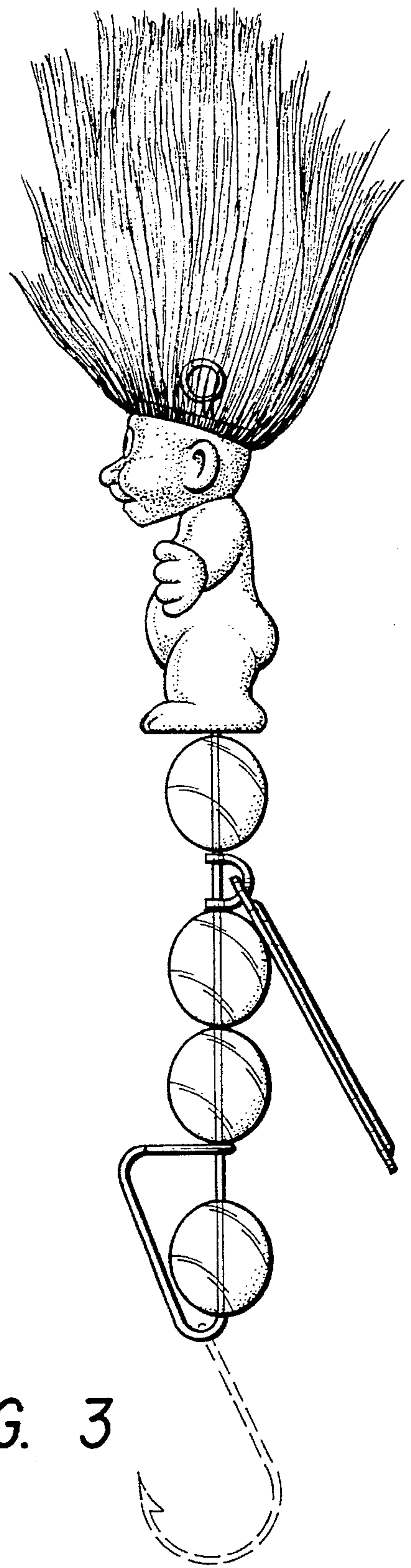


FIG. 3

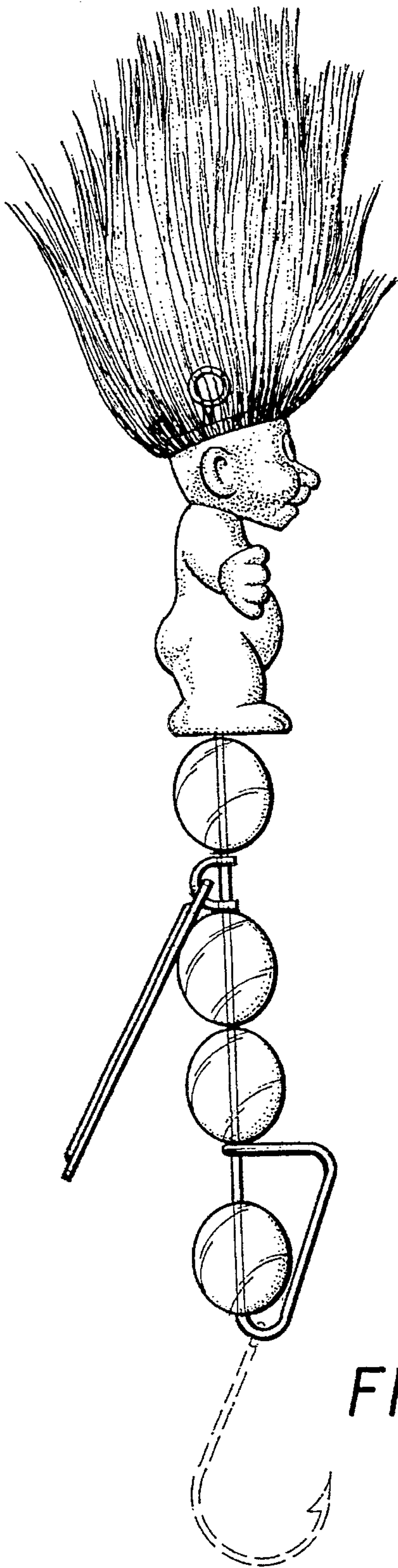


FIG. 4

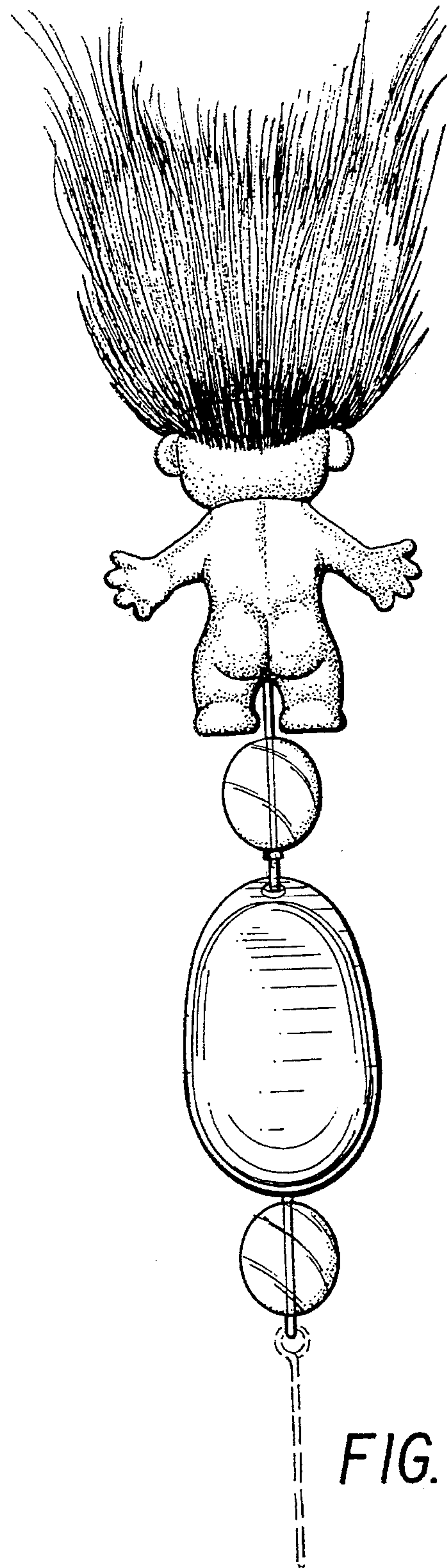


FIG. 5

FIG. 7


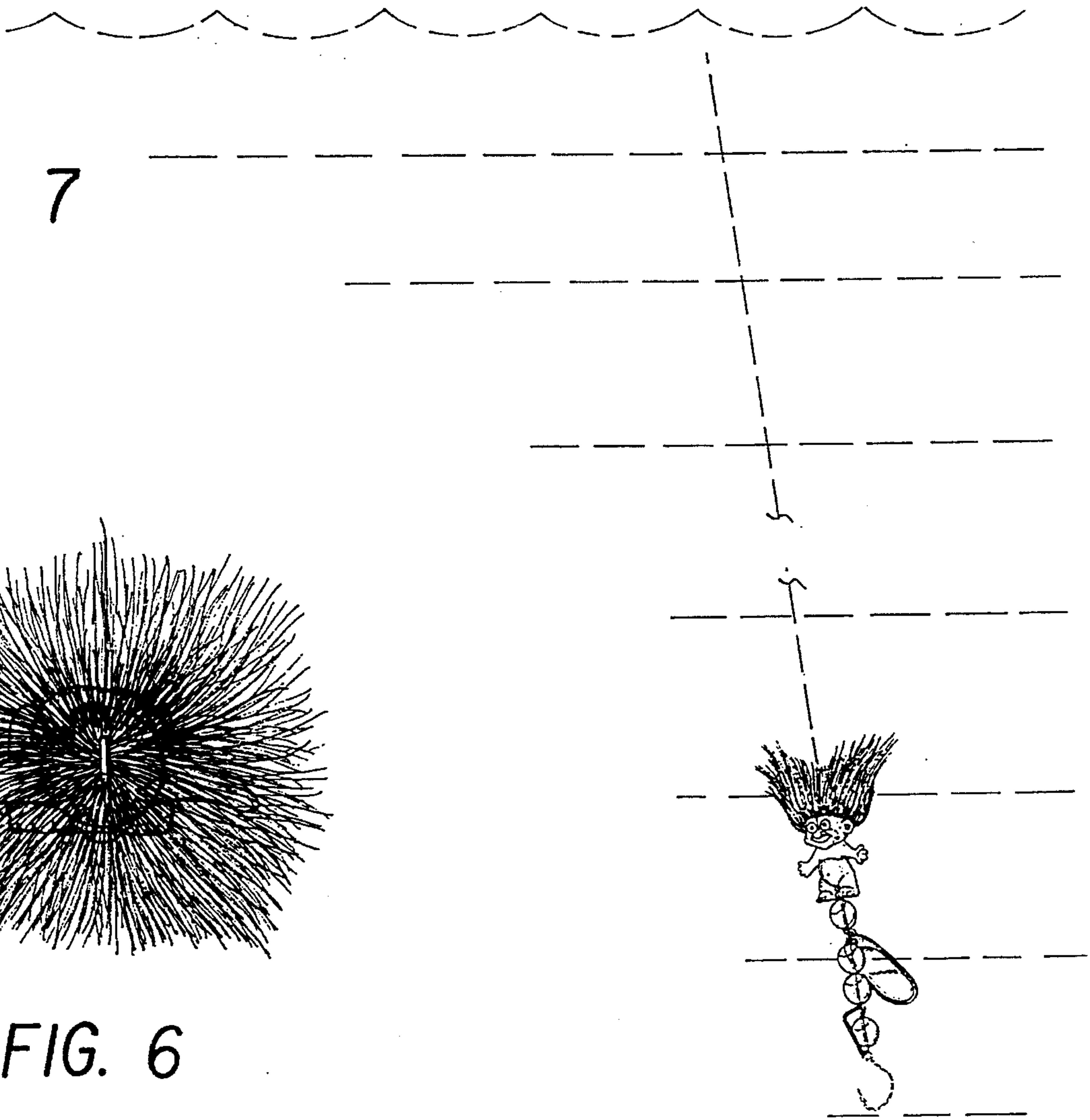


FIG. 6