



US00D378285S

United States Patent [19]

Fox

[11] **Patent Number: Des. 378,285**

[45] **Date of Patent: **Mar. 4, 1997**

[54] **RING**

[75] Inventor: **Jon Fox**, Westport, Conn.

[73] Assignee: **Samuel Aaron, Inc.**, Long Island City, N.Y.

[**] Term: **14 Years**

[21] Appl. No.: **35,575**

[22] Filed: **Mar. 2, 1995**

[52] U.S. Cl. **D11/34**

[58] **Field of Search** D11/1-4, 26-39;
63/1.1, 2, 3, 15-15.8, 26, 27, 28, 29.1,
31

2,146,426 2/1939 Gittler 63/15
4,821,533 4/1989 Bonnefoy 63/27
5,431,028 7/1995 Lampert et al. 63/2

Primary Examiner—Ralf Seifert
Attorney, Agent, or Firm—Darby & Darby

[57] CLAIM

The ornamental design for ring, as shown and described.

DESCRIPTION

FIG. 1 is a top perspective view of a preferred embodiment;
FIG. 2 is a top plan view thereof;
FIG. 3 is a side elevation view thereof, the opposite side
being a mirror image;
FIG. 4 is a left side elevation view thereof, the right side
being a mirror image;
FIG. 5 is a bottom plan view thereof; and,
FIG. 6 is a bottom perspective view thereof.
The broken lines showing of "00" in FIGS. 1, 2, and 4 are
intended to represent typical configurations of numerals and
form no part of the claimed design.

[56] References Cited

U.S. PATENT DOCUMENTS

D. 92,561	6/1934	Samuels	D11/34
D. 108,541	2/1938	Granat	D11/34
D. 161,324	12/1950	Duncan	D11/34
D. 262,270	12/1981	Winters	D11/33

1 Claim, 2 Drawing Sheets




FIG. 1

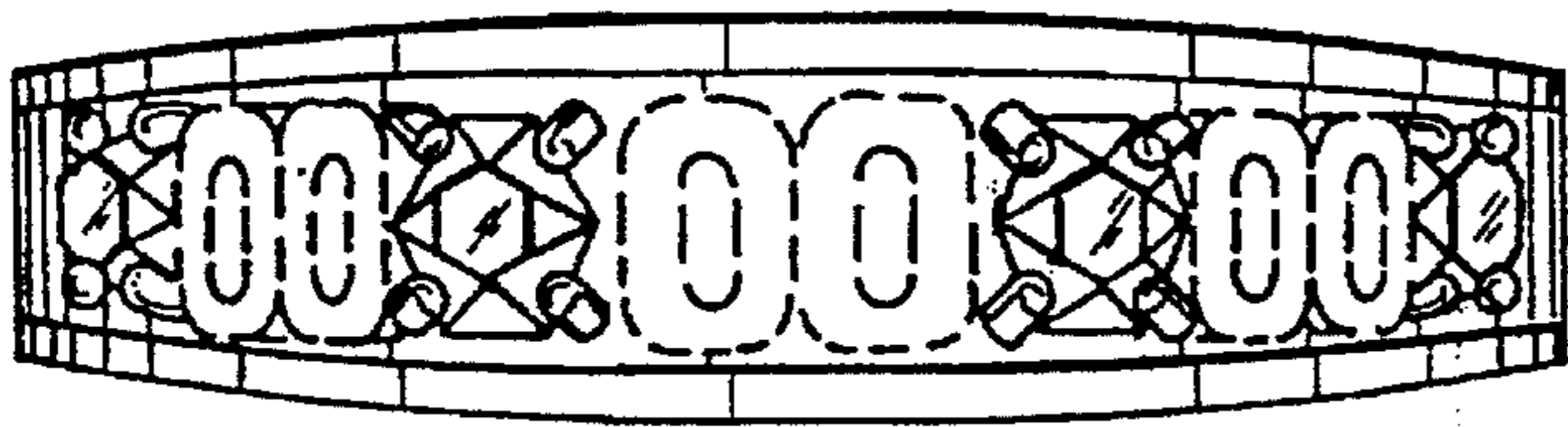



FIG. 2

FIG. 3

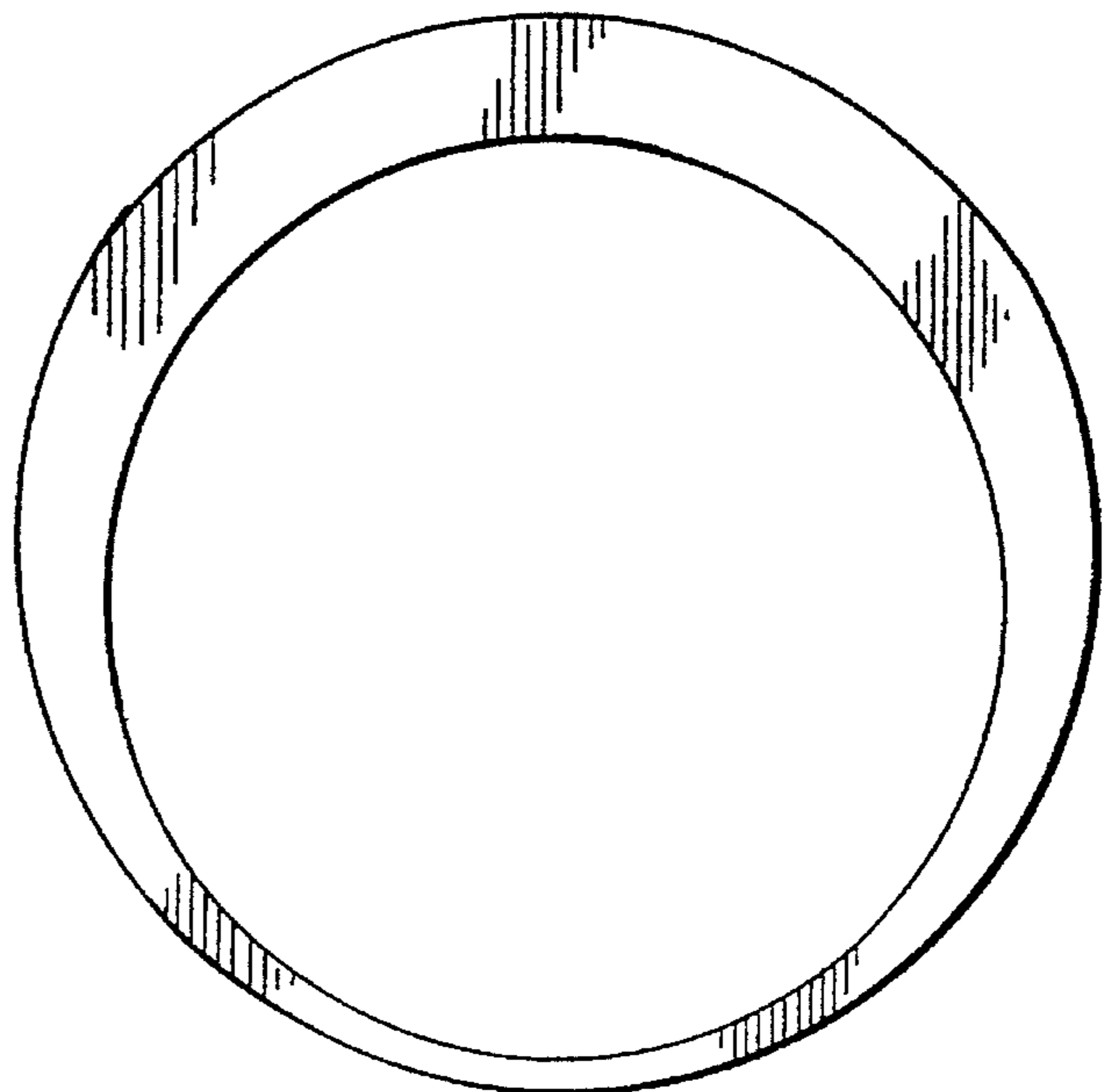


FIG. 4

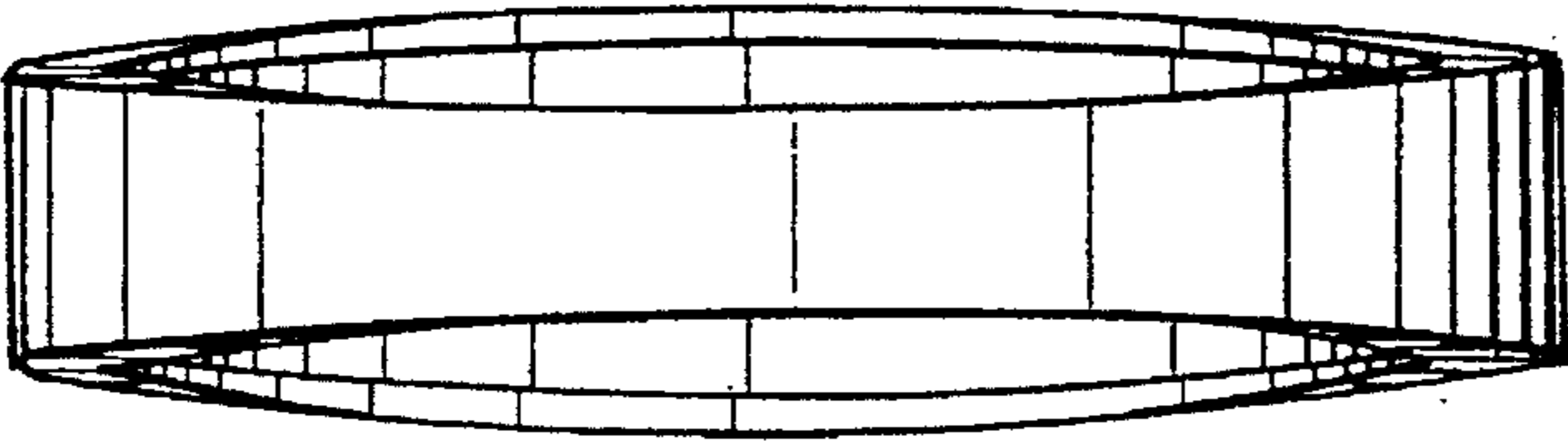
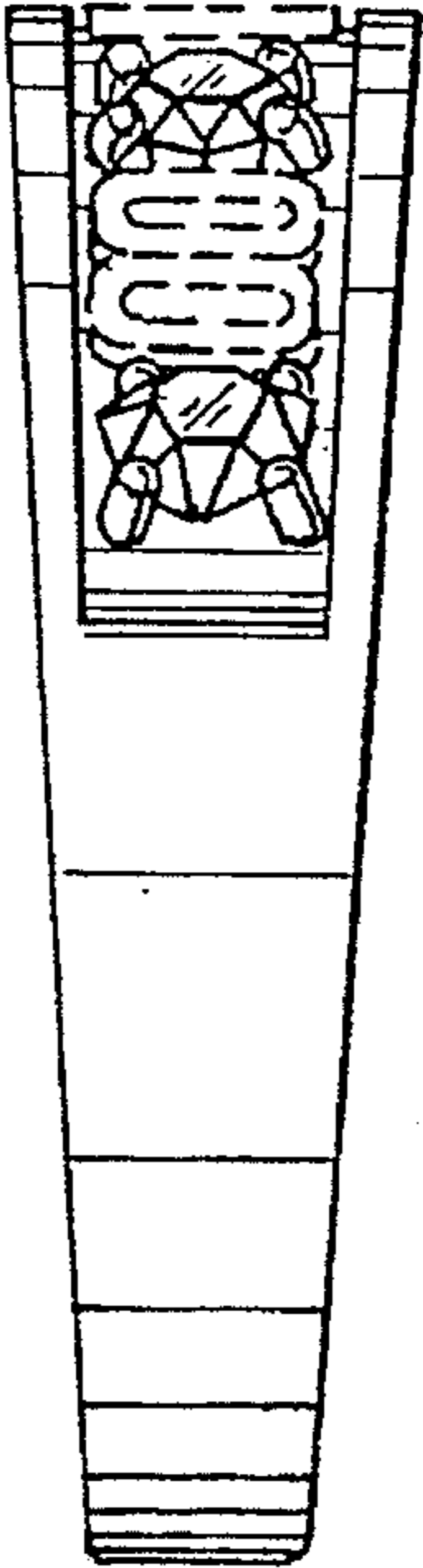


FIG. 5

FIG. 6

