



US00D378281S

# United States Patent [19]

[11] Patent Number: **Des. 378,281**

**Takacs**

[45] Date of Patent: **\*\*Mar. 4, 1997**

[54] **HAND-HELD TENNIS SCOREKEEPER**

2,702,954 3/1955 Cline et al. .... 116/223

[76] Inventor: **Marc A. Takacs**, 17472 Duello La.,  
Huntington Beach, Calif. 92647

3,455,273 7/1969 Willingham, Jr. .... 116/223

3,730,131 5/1973 Izzo ..... 116/223

[\*\*] Term: **14 Years**

*Primary Examiner*—Prabhakar G. Deshmukh  
*Attorney, Agent, or Firm*—Hawes, Fischer & Dickinson

[21] Appl. No.: **49,638**

[57] **CLAIM**

[22] Filed: **Jan. 16, 1996**

The ornamental design for a hand-held tennis scorekeeper,  
as shown and described.

[52] U.S. Cl. .... **D10/46.1**

[58] Field of Search ..... D10/46.1, 32;  
116/222-225, 286, 280; 235/103, 98 R,  
88 G

**DESCRIPTION**

[56] **References Cited**

**U.S. PATENT DOCUMENTS**

D. 116,325	8/1939	Ryan	.....	D10/46.1
D. 172,471	6/1954	Killoren	.....	D10/46.1
D. 234,529	3/1975	Trager	.....	D10/46.1
D. 314,711	2/1991	Cox	.....	D10/46.1
D. 342,457	12/1993	Morrison	.....	D10/46.1
1,706,646	3/1929	Auer, Jr.	.....	116/224

FIG. 1 is a perspective view showing the front, top and one side of the hand-held tennis scorekeeper which forms my invention;

FIG. 2 is a front elevational view thereof;

FIG. 3 is a top plan view thereof;

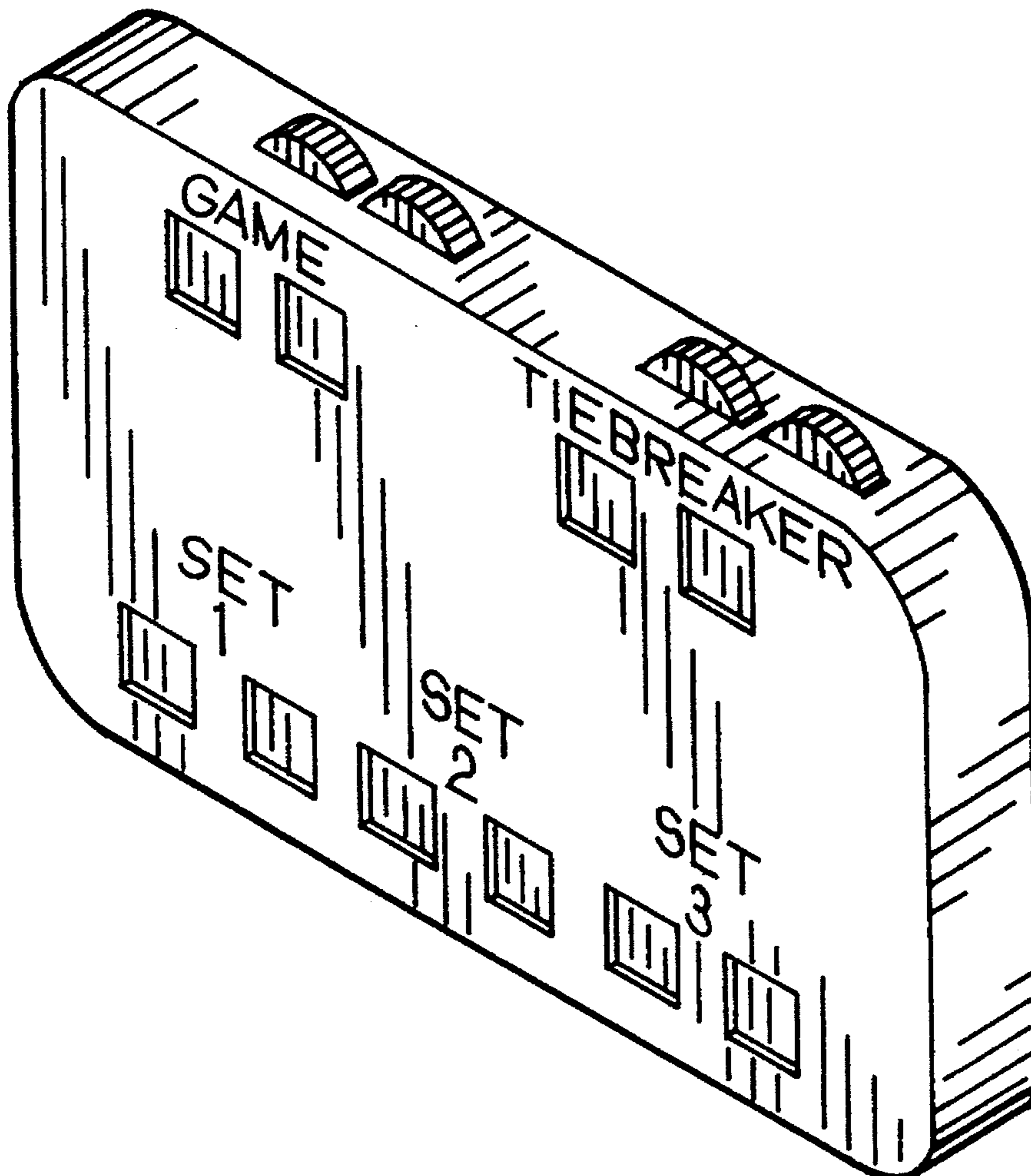
FIG. 4 is a rear elevational view thereof;

FIG. 5 is a bottom plan view thereof;

FIG. 6 is a left side elevational view thereof; and,

FIG. 7 is a right side elevational view.

**1 Claim, 2 Drawing Sheets**



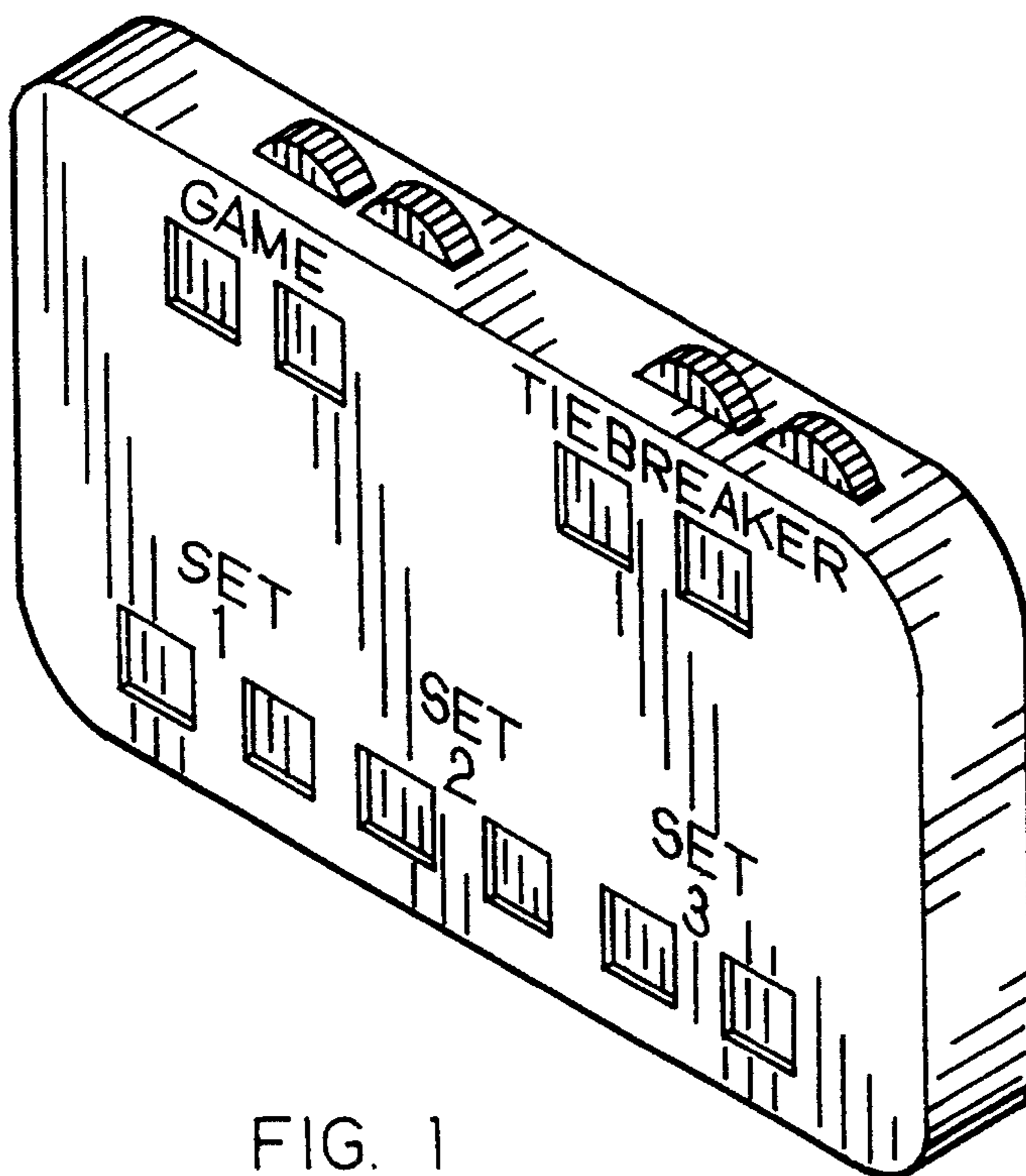


FIG. 1

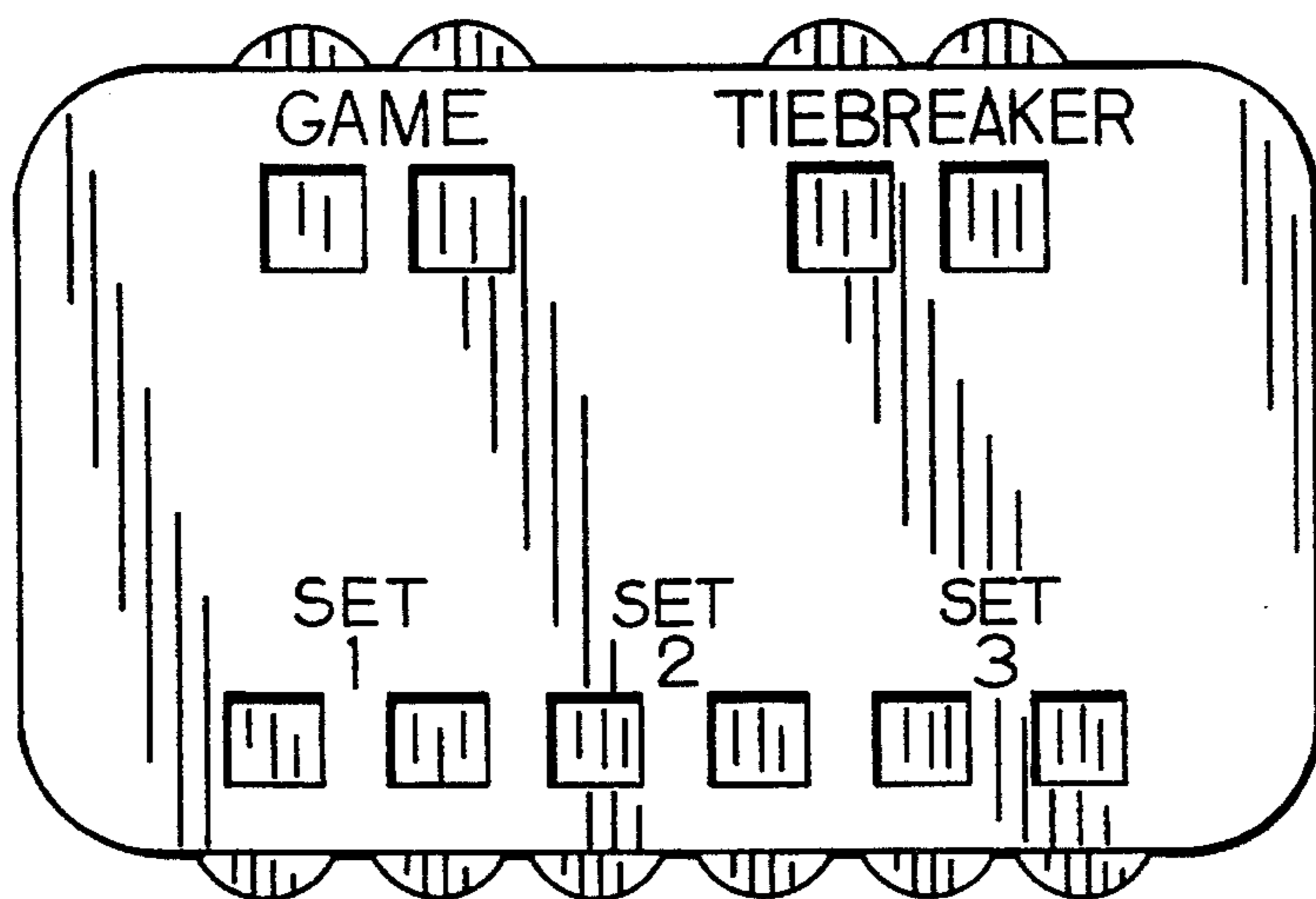


FIG. 2



FIG. 3

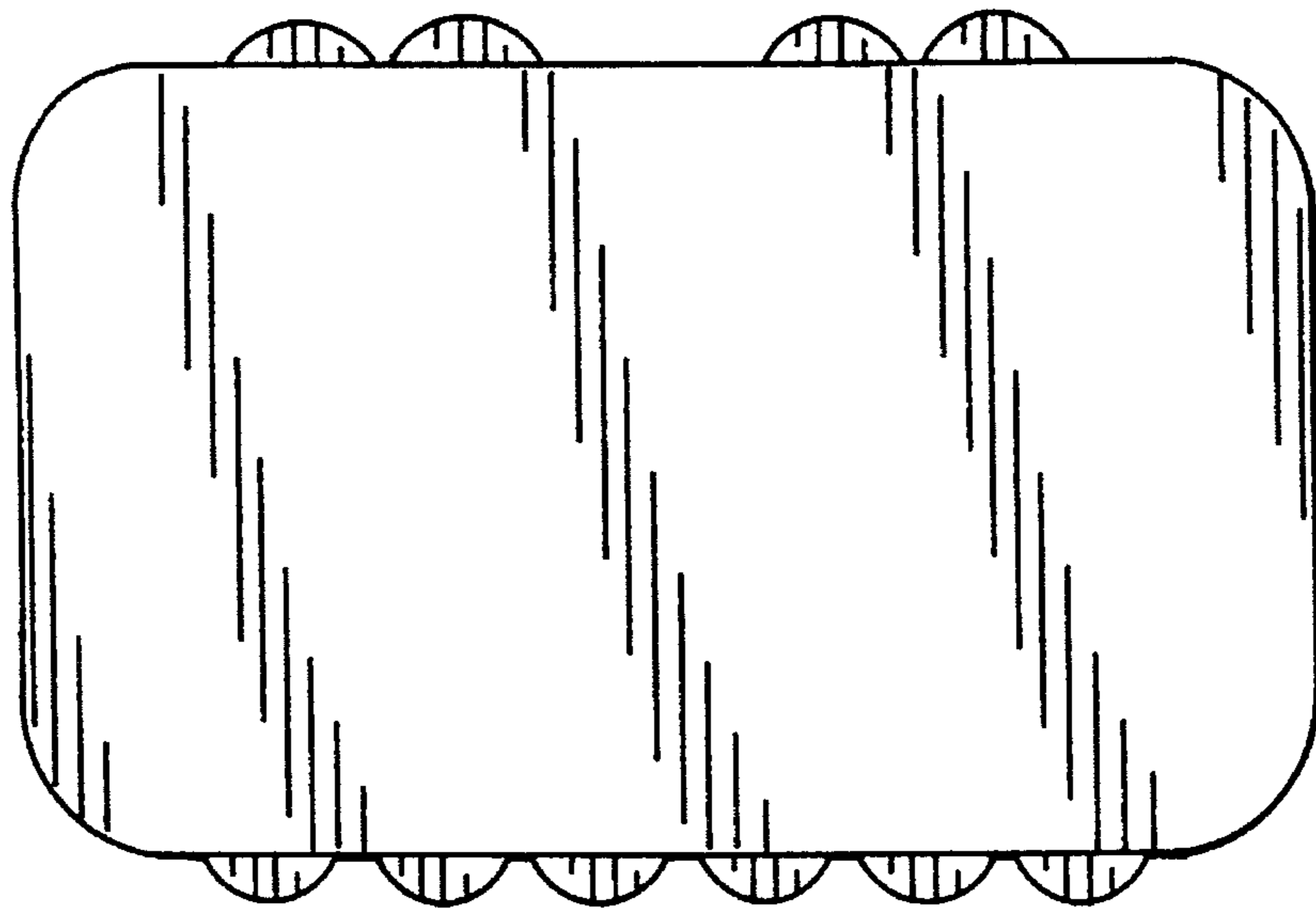


FIG. 4



FIG. 5



FIG. 6



FIG. 7