



US00D378275S

# United States Patent [19]

[11] Patent Number: **Des. 378,275**

Rusnock et al.

[45] Date of Patent: **\*\*Mar. 4, 1997**

[54] **BEVERAGE BOTTLE WITH DECORATIVE SURFACE**

D. 330,334	10/1992	Rusnock, et al. .	
D. 343,117	1/1994	Mansau .....	D9/554 X
1,608,931	11/1926	Ferst .....	217/6
4,174,043	11/1979	Salame et al. .	

[75] Inventors: **Kevin R. Rusnock**, Broomfield; **Dale M. Monahan**, Lakewood, both of Colo.

### OTHER PUBLICATIONS

[73] Assignee: **Coors Brewing Company**, Golden, Colo.

Owens-Illinois Distilled Spirits, Wines & Cordials, 1960 Stock Catalog, p. 23, Bottle L-8987.

[\*\*] Term: **14 Years**

Owens-Illinois Distilled Spirits, Wines & Cordials, 1960 Stock Catalog, p. 35, Bottle WP-5468.

[21] Appl. No.: **49,715**

Modern Packaging Encyclopedia, 1948, p. 773.

[22] Filed: **Jan. 29, 1996**

Packaging Encyclopedia, 1985, p. 108.

[52] U.S. Cl. .... **D9/545; D9/307; D9/551; D9/554**

Photograph of unidentified beer bottle bearing code No. 44-89 (Ex. A) (Date Not Provided).

[58] **Field of Search** ..... D9/500, 503, 504, D9/505, 545, 556, 554, 552, 551, 307, 335, 564, 565, 567, 569, 325; 215/382, 383, 400

*Primary Examiner*—Lucy Lieberman

*Attorney, Agent, or Firm*—Klaas, Law, O'Meara & Malkin, P.C.; Jay K. Malkin

### [57] CLAIM

### [56] References Cited

The ornamental design for a beverage bottle with decorative surface, as shown and described.

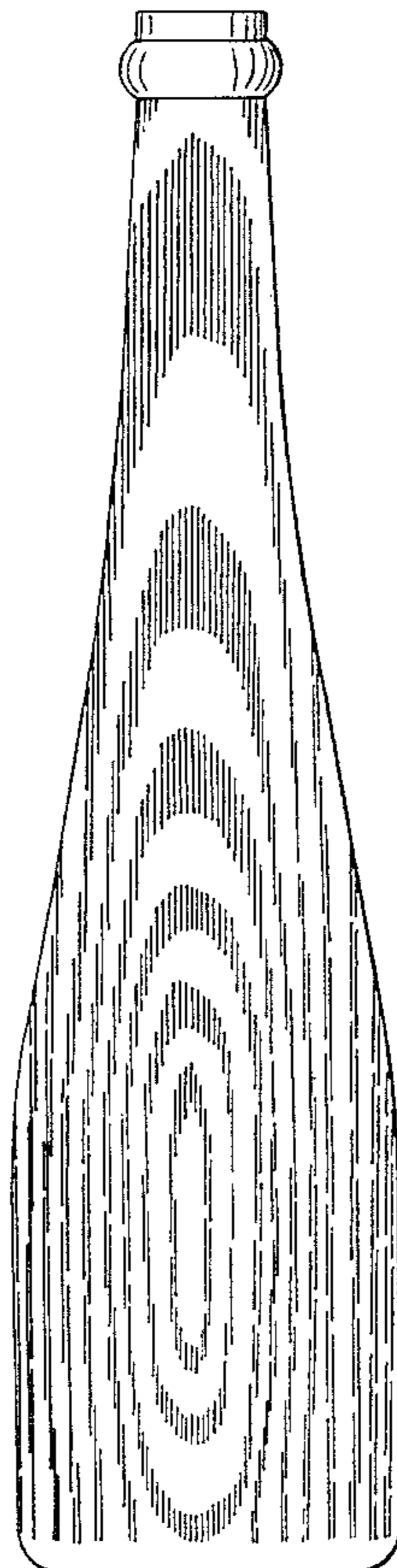
#### U.S. PATENT DOCUMENTS

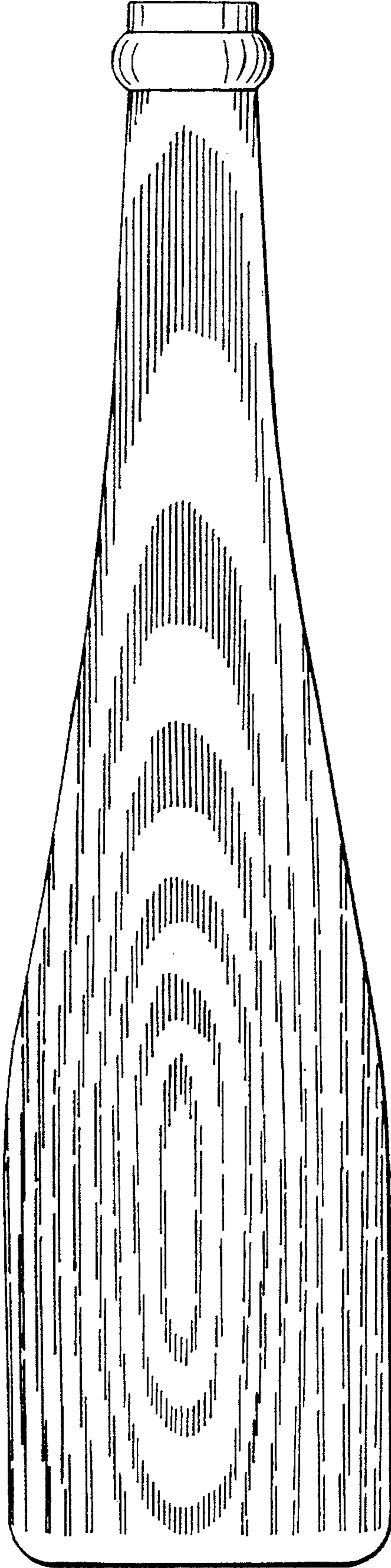
#### DESCRIPTION

D. 81,520	7/1930	Bromiley .....	D9/500
D. 102,942	1/1937	Covert .....	D9/556
D. 109,914	5/1938	Guthrie .....	D9/335
D. 166,454	4/1952	De Sá Cardoso .	
D. 216,422	1/1970	Koch, III .....	D9/325
D. 233,316	10/1974	Brunel .	
D. 233,979	12/1974	Latorre .	
D. 241,414	9/1976	Koenigsberg .	
D. 249,928	10/1978	de Nijs .....	D9/300
D. 288,904	3/1987	Weckman .	

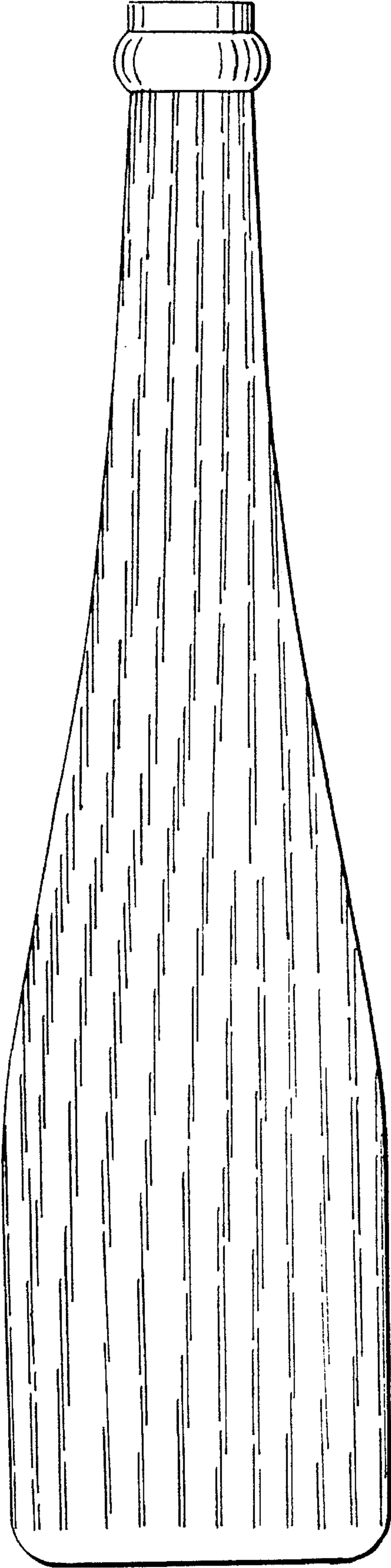
FIG. 1 is a front elevational view of a beverage bottle with decorative surface showing our new design; FIG. 2 is a right side elevational thereof; FIG. 3 is a rear elevational view thereof; FIG. 4 is a left side elevational view thereof; FIG. 5 is a top plan view thereof; and, FIG. 6 is a bottom plan view thereof.

**1 Claim, 3 Drawing Sheets**





**FIG. 1**



**FIG. 2**

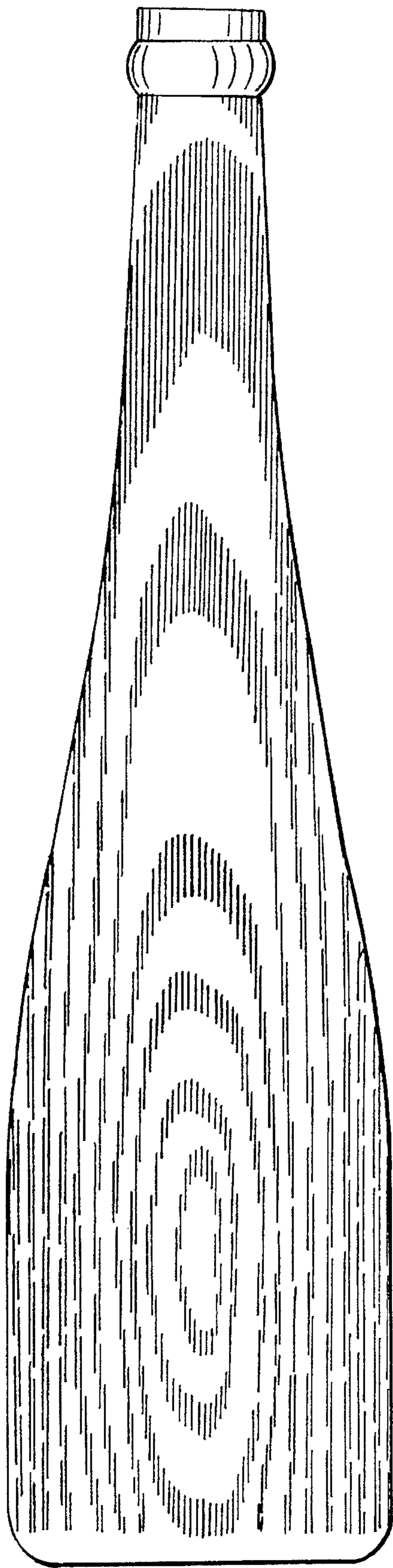


FIG. 3

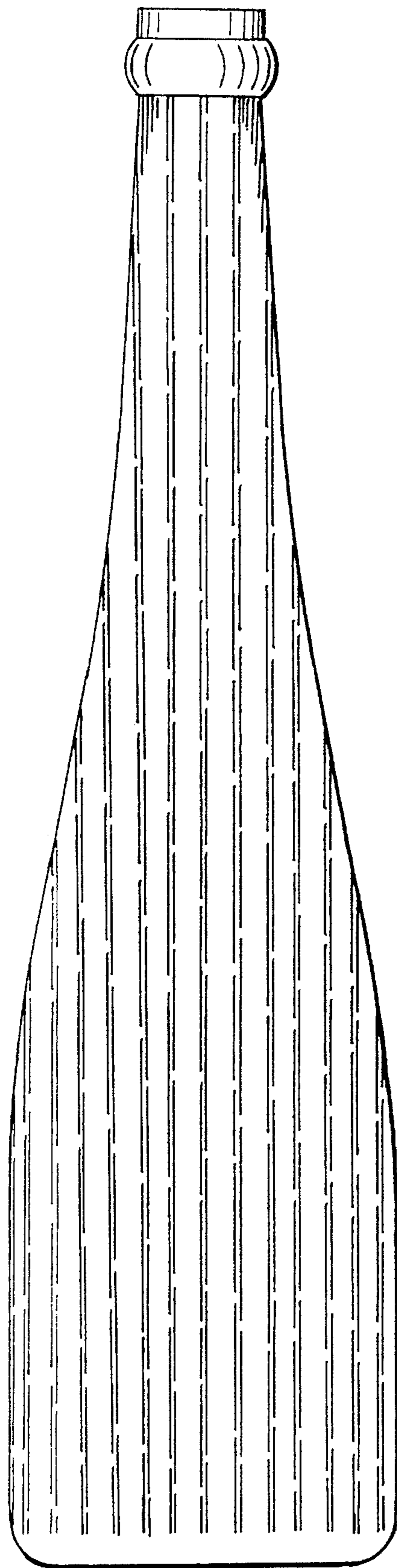
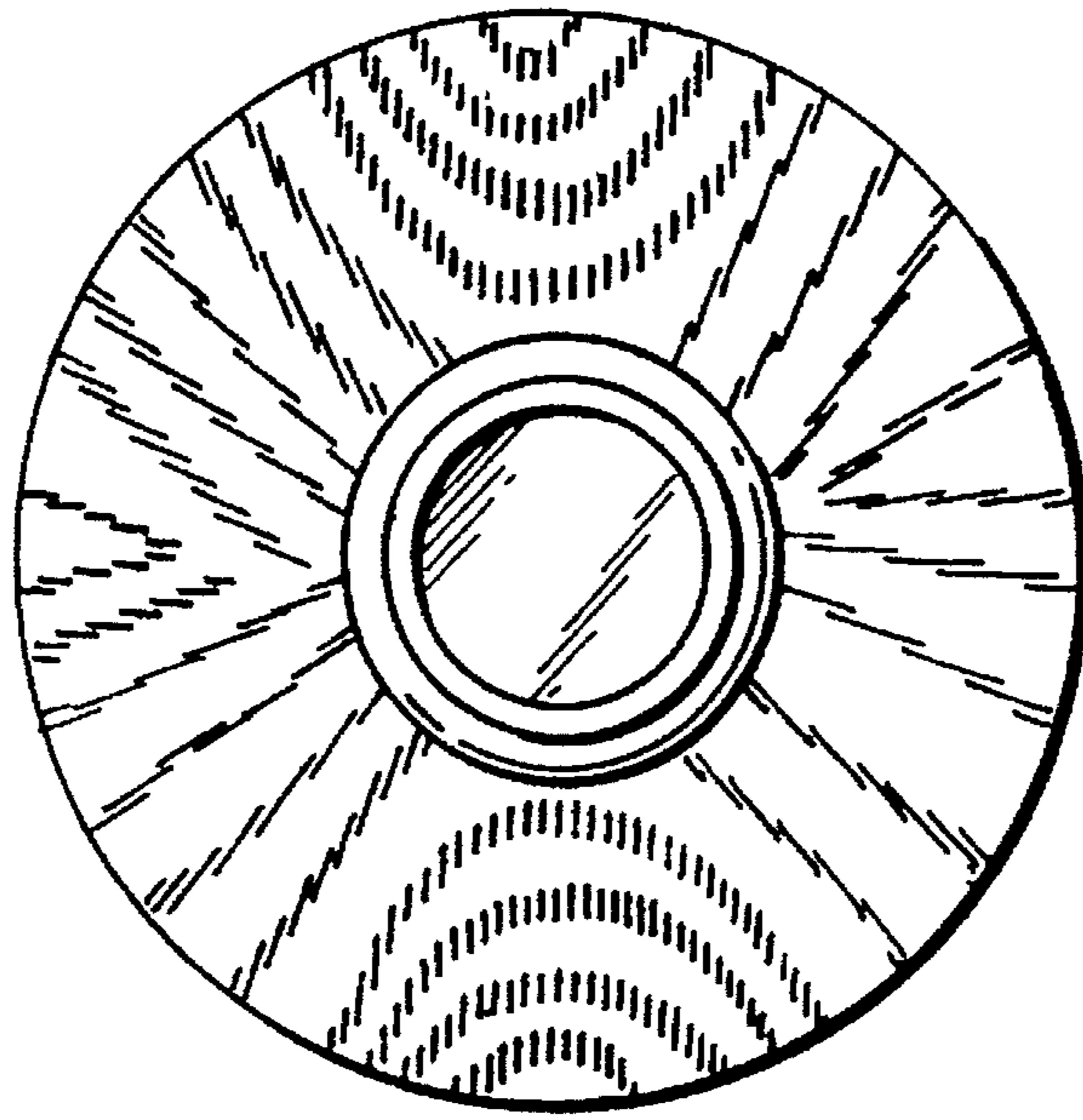
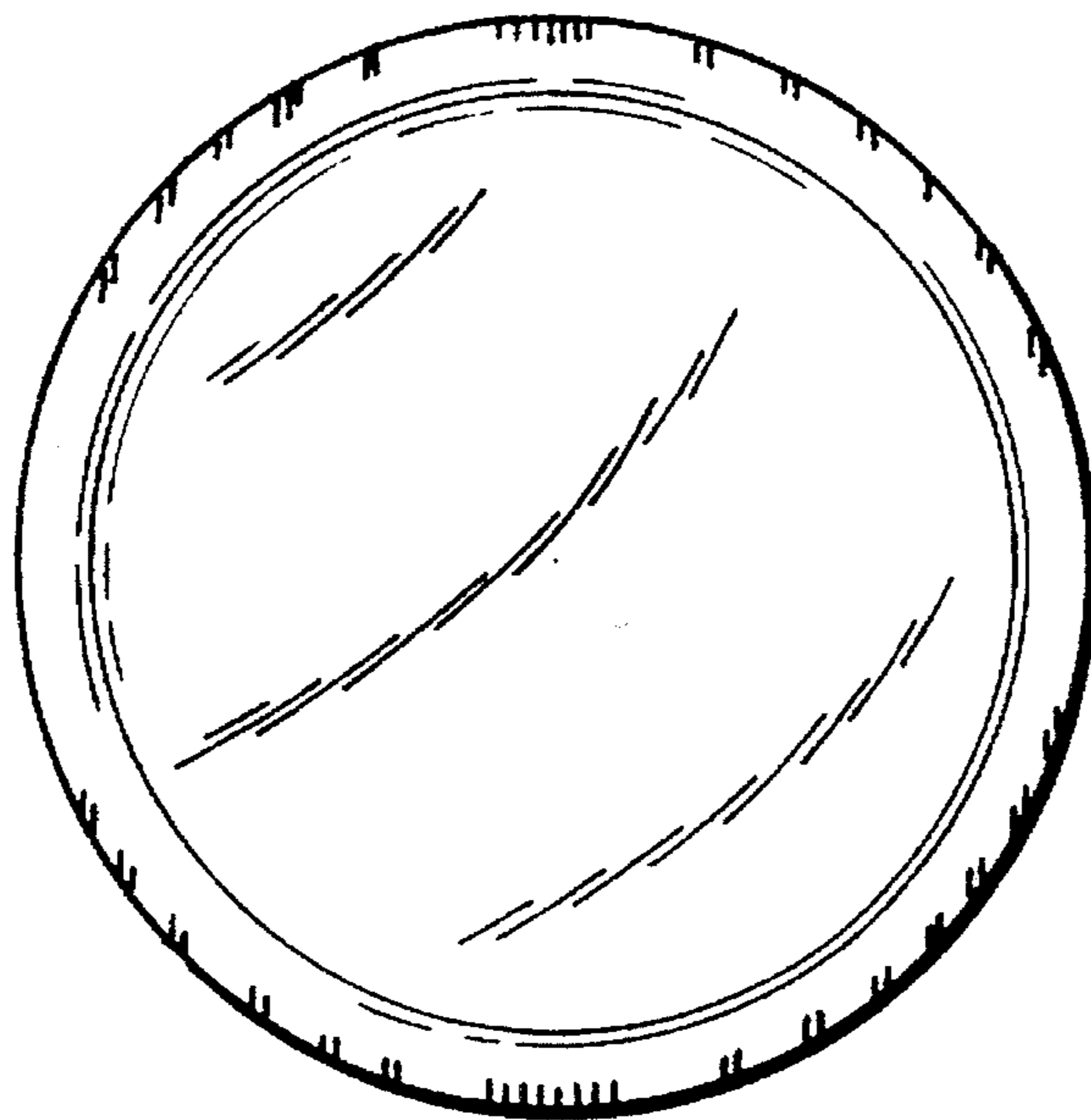


FIG. 4



**FIG. 5**



**FIG. 6**