



US00D378271S

United States Patent [19]

[11] Patent Number: **Des. 378,271**

Bury

[45] Date of Patent: ****Mar. 4, 1997**

[54] **CHAIR LEG BOOTIE**

4,869,305 9/1989 Jones D8/322 X

[76] Inventor: **Barbara J. Bury**, 1107 Esther St., Franklin Square, N.Y. 11010

FOREIGN PATENT DOCUMENTS

1011649 12/1965 United Kingdom 383/71

[**] Term: **14 Years**

Primary Examiner—Ted Shooman
Assistant Examiner—C. Tuttle
Attorney, Agent, or Firm—Galgano & Burke

[21] Appl. No.: **32,737**

[57] CLAIM

[22] Filed: **Dec. 27, 1994**

[52] U.S. Cl. **D8/400**

The ornamental design for a chair leg bootie, as shown and described.

[58] Field of Search D8/400, 402, 403, D8/499, 322; D5/63; D6/491, 592, 610, 615, 595, 601; D7/624; D9/444, 305; D11/143; D28/5; 248/188.9; 150/154, 155, 158, 900, 901; 16/DIG. 2; 383/905

DESCRIPTION

[56] References Cited

U.S. PATENT DOCUMENTS

D. 92,044	4/1934	Snyder	D6/601
D. 102,485	12/1936	Karfoil	D6/615
D. 143,253	12/1945	Vivadou	D28/6 X
D. 143,255	12/1945	Vivadou	D28/6
D. 299,904	2/1989	Smith	D8/322 X
D. 318,440	7/1991	Williams	D6/601 X
331,357	12/1885	Wineberger	383/905 X
D. 358,728	5/1995	Harris	D6/491
3,402,052	9/1968	Walker	383/905 X

FIG. 1 is top plan view of a chair leg bootie showing my new design;
FIG. 2 is a side elevational view thereof;
FIG. 3 is a bottom plan view thereof;
FIG. 4 is a perspective view shown on an enlarged scale and configured for use;
FIG. 5 is a bottom plan view of FIG. 4 on a slightly reduced scale; and,
FIG. 6 is an enlarged fragmentary view of the lace edging. The partially illustrated lace pattern is understood to continue throughout the region bounded by the broken lines on the drawing.

1 Claim, 2 Drawing Sheets

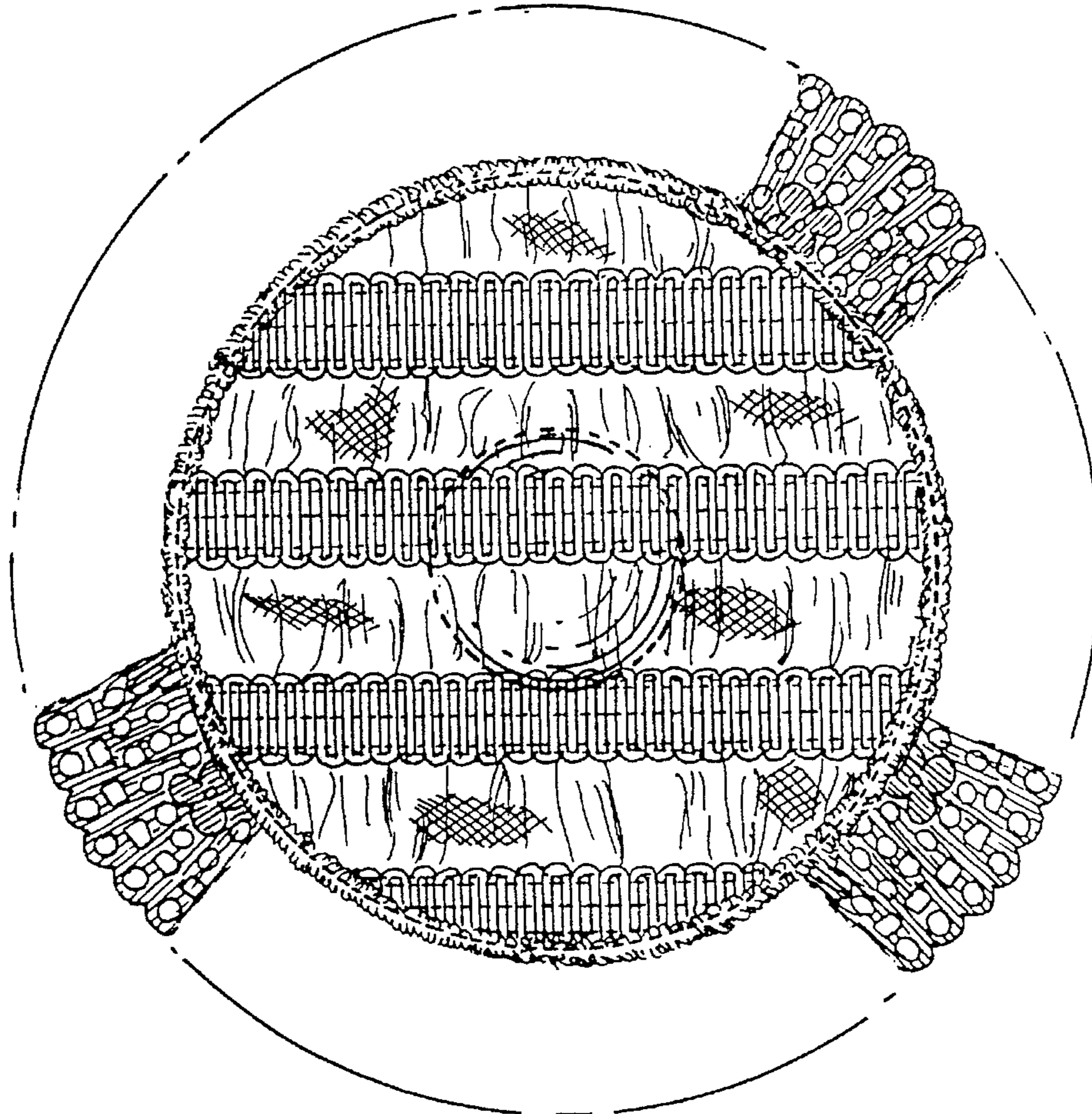


FIG. 1

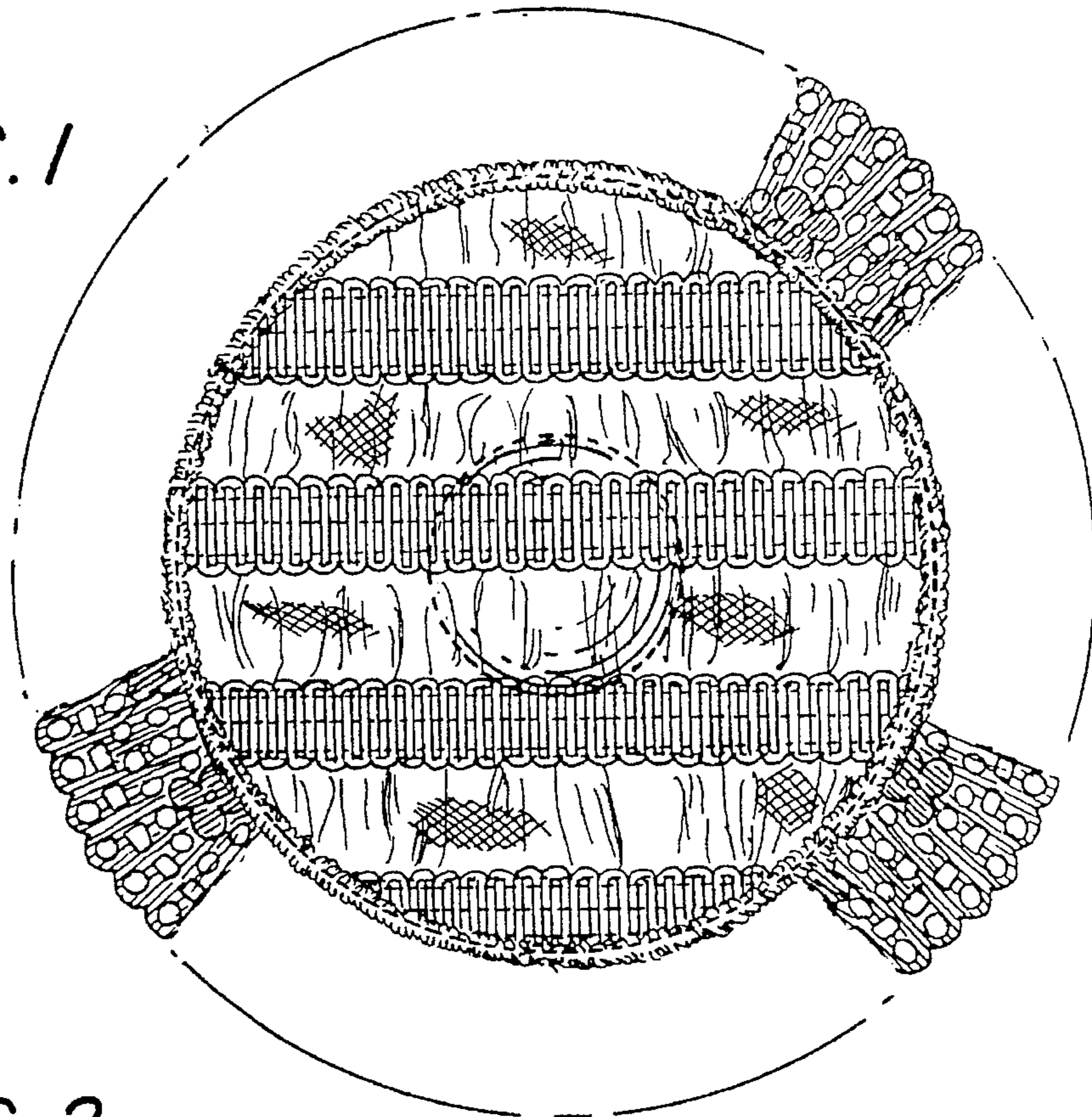


FIG. 2




FIG. 3

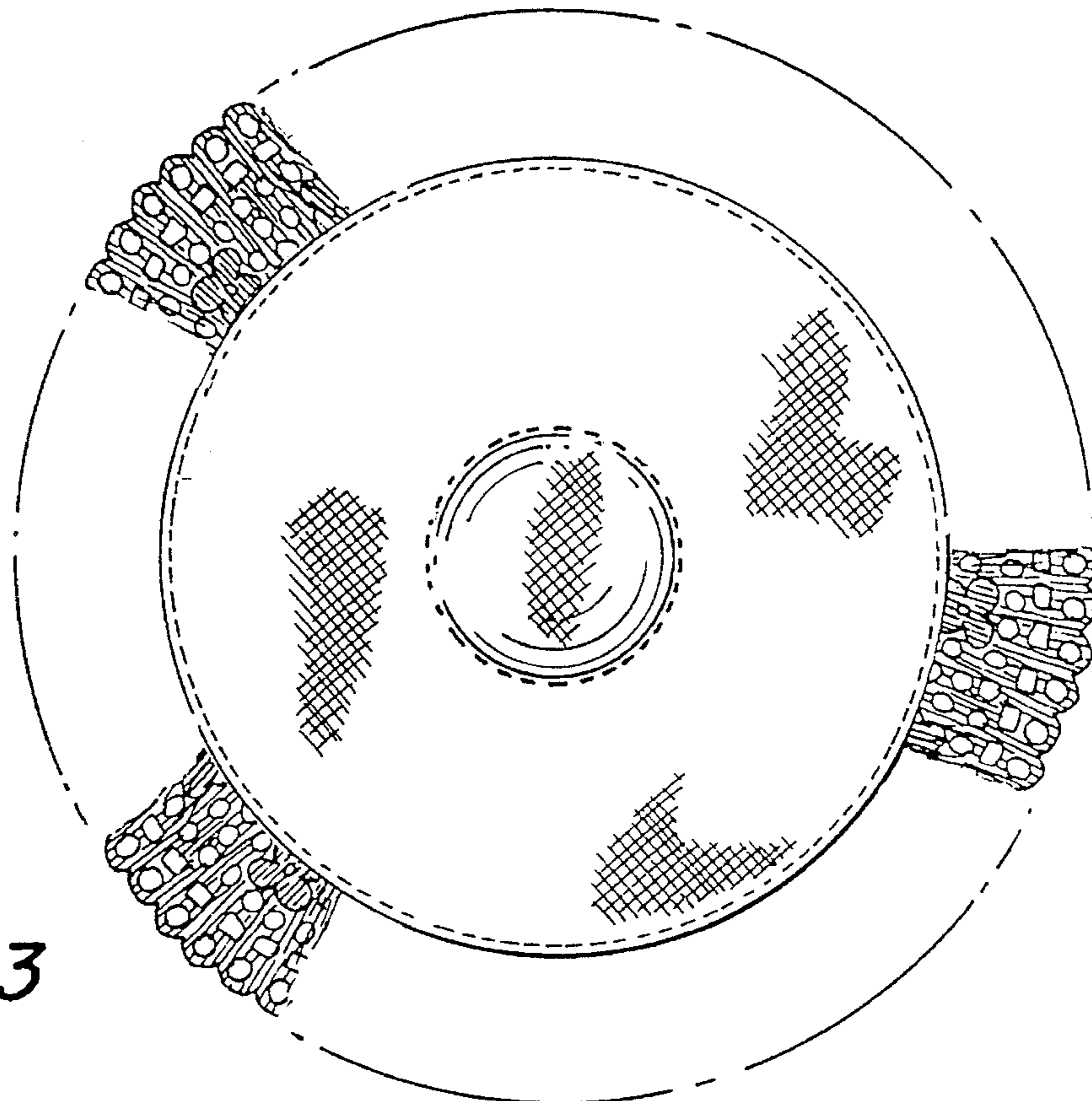


FIG. 4

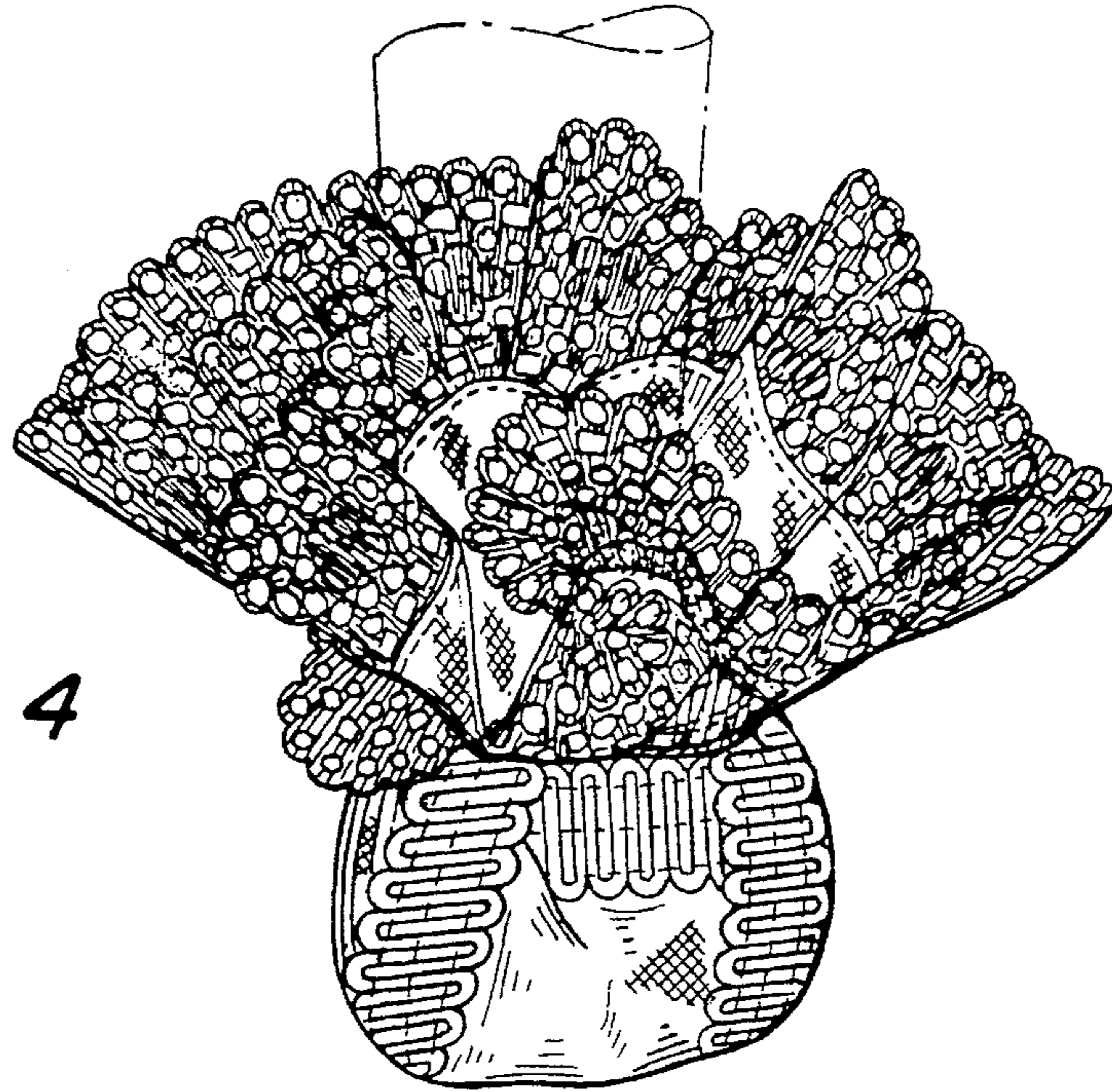


FIG. 6



FIG. 5

