



US00D378269S

United States Patent [19]

[11] Patent Number: **Des. 378,269**

Doughty et al.

[45] Date of Patent: ****Mar. 4, 1997**

[54] **HANDLE**

D. 306,552	3/1990	Paul	D8/301
D. 328,559	8/1992	Wilson	D8/312
3,301,580	1/1967	Greitzer	16/121 X

[76] Inventors: **Frederic C. Doughty**, 842 Oneonta Dr., S. Pasadena, Calif. 91030; **Darren M. Mark**, 29109 Eveningside Dr., Castaic, Calif. 91384

OTHER PUBLICATIONS

Acme Hardware Co, Inc 1965 p. 63 No. 29/444 top left.
National Brass Builders Hardware bottom right No. 734 p. 51.
Trimco 1980 p. 50 bottom right No. 7409.
Kwee-Ver 1965 p. 28 top left.

[**] Term: **14 Years**

Primary Examiner—Paula A. Mortimer

[21] Appl. No.: **44,299**

[22] Filed: **Sep. 22, 1995**

[52] U.S. Cl. **D8/307**; D23/250

[57] CLAIM

[58] Field of Search D8/300, 307, 310, D8/312; D23/250, 254; 116/110 R, 121

The ornamental design for handle, as shown and described.

[56] References Cited

DESCRIPTION

U.S. PATENT DOCUMENTS

D. 66,978	4/1925	Martin	D8/307
D. 216,692	3/1970	Young	.	
D. 258,525	3/1981	Thevenot	.	
D. 265,233	6/1982	Ronvik	D8/310 X
D. 267,187	12/1982	Ronvik	D8/310 X
D. 276,838	12/1984	Hill et al.	D8/307 X
D. 279,403	6/1985	Doman	D8/312 X
D. 287,270	12/1986	Yost	D8/312 X
D. 298,564	11/1988	Paul	D8/307 X
D. 300,652	4/1989	Kohler, Jr. et al.	D8/312 X

FIG. 1 is a perspective view of our new design of a handle; FIG. 2 is a front elevational view of our new design of the handle; a rear elevational view, a right side elevational view and a left side elevational view thereof being the same as the front elevational view;

FIG. 3 is a top plan view of our new design of the handle; and,

FIG. 4 is a bottom plan view of our new design of the handle.

1 Claim, 2 Drawing Sheets

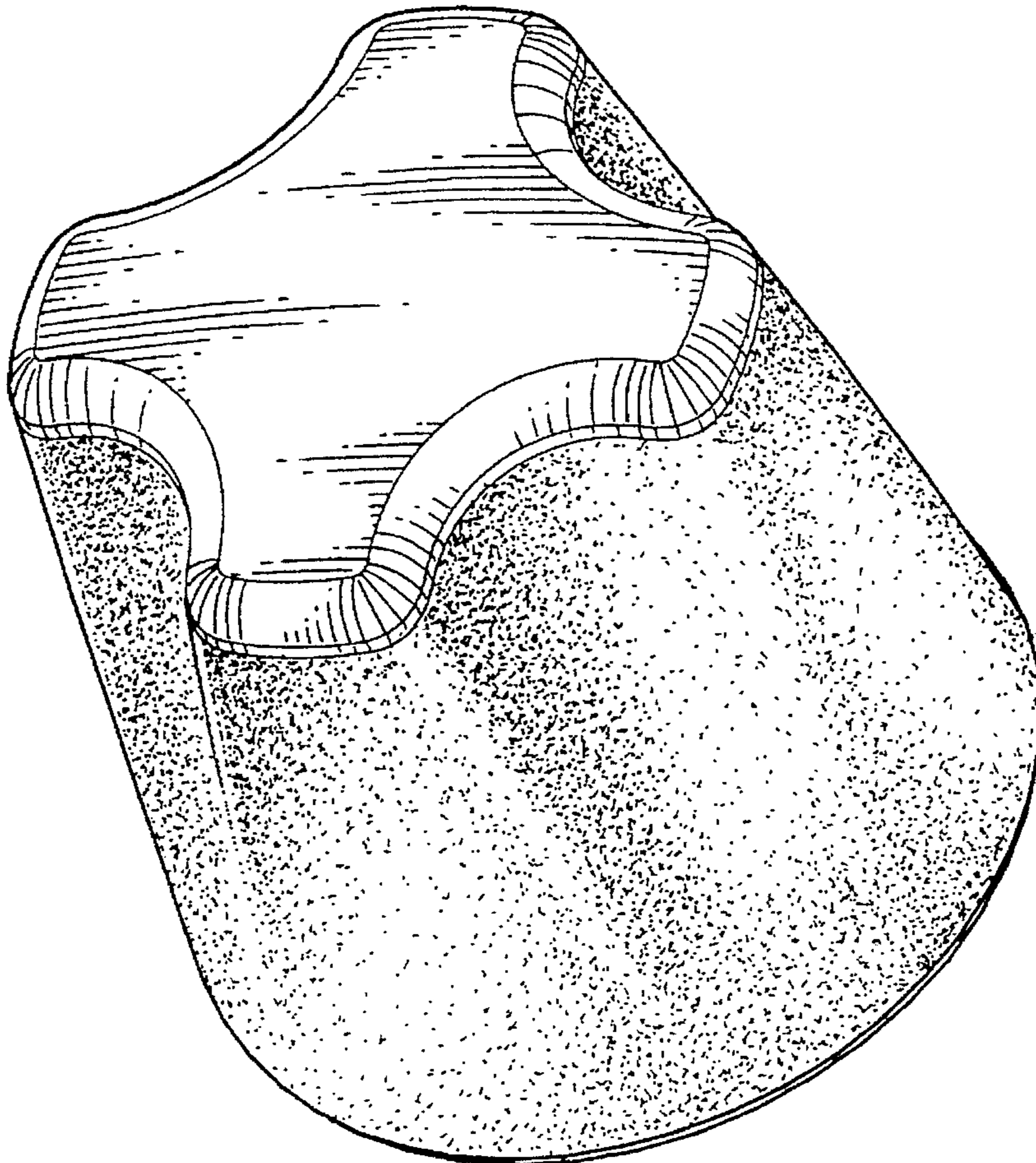


FIG. 1

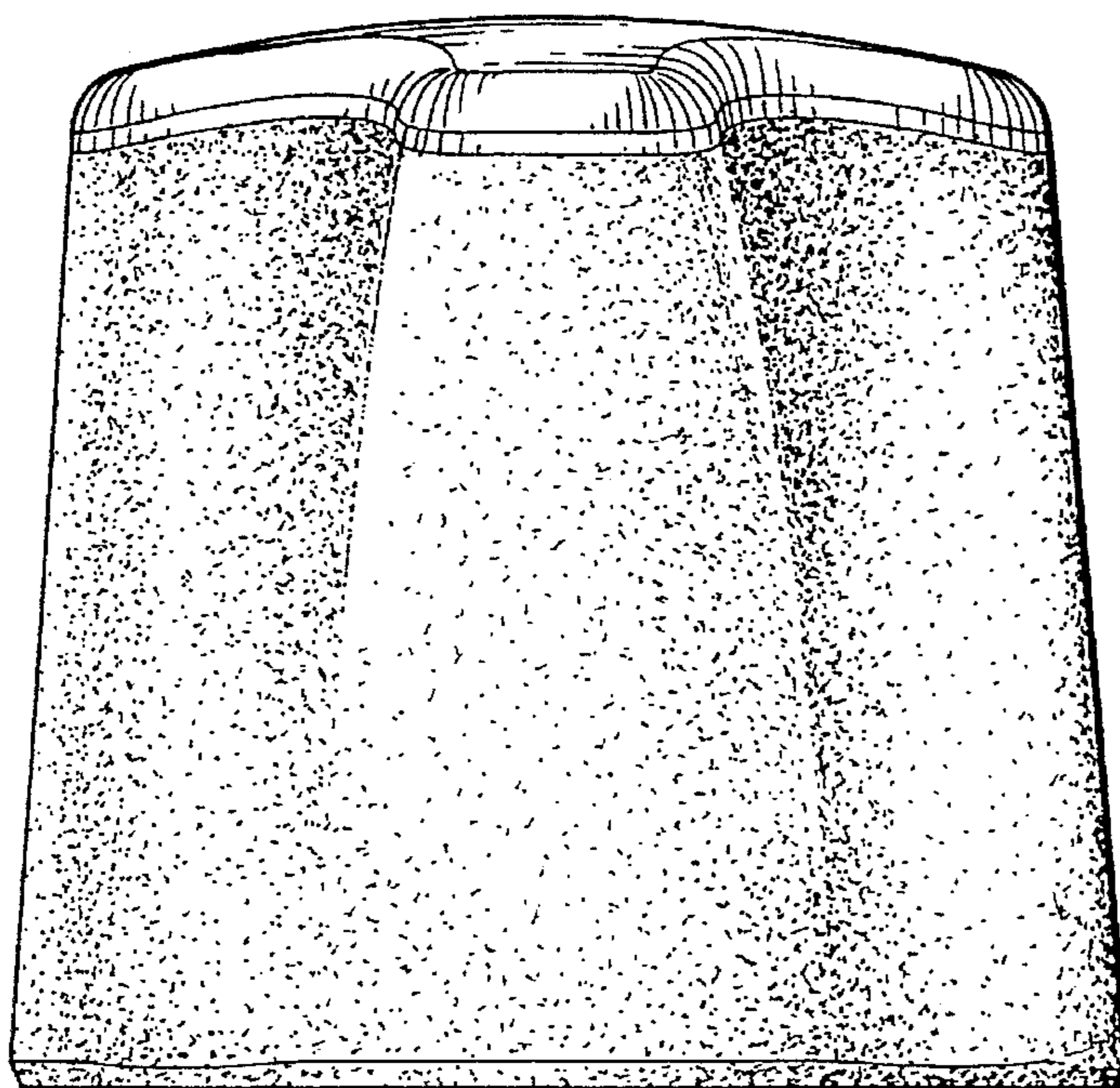
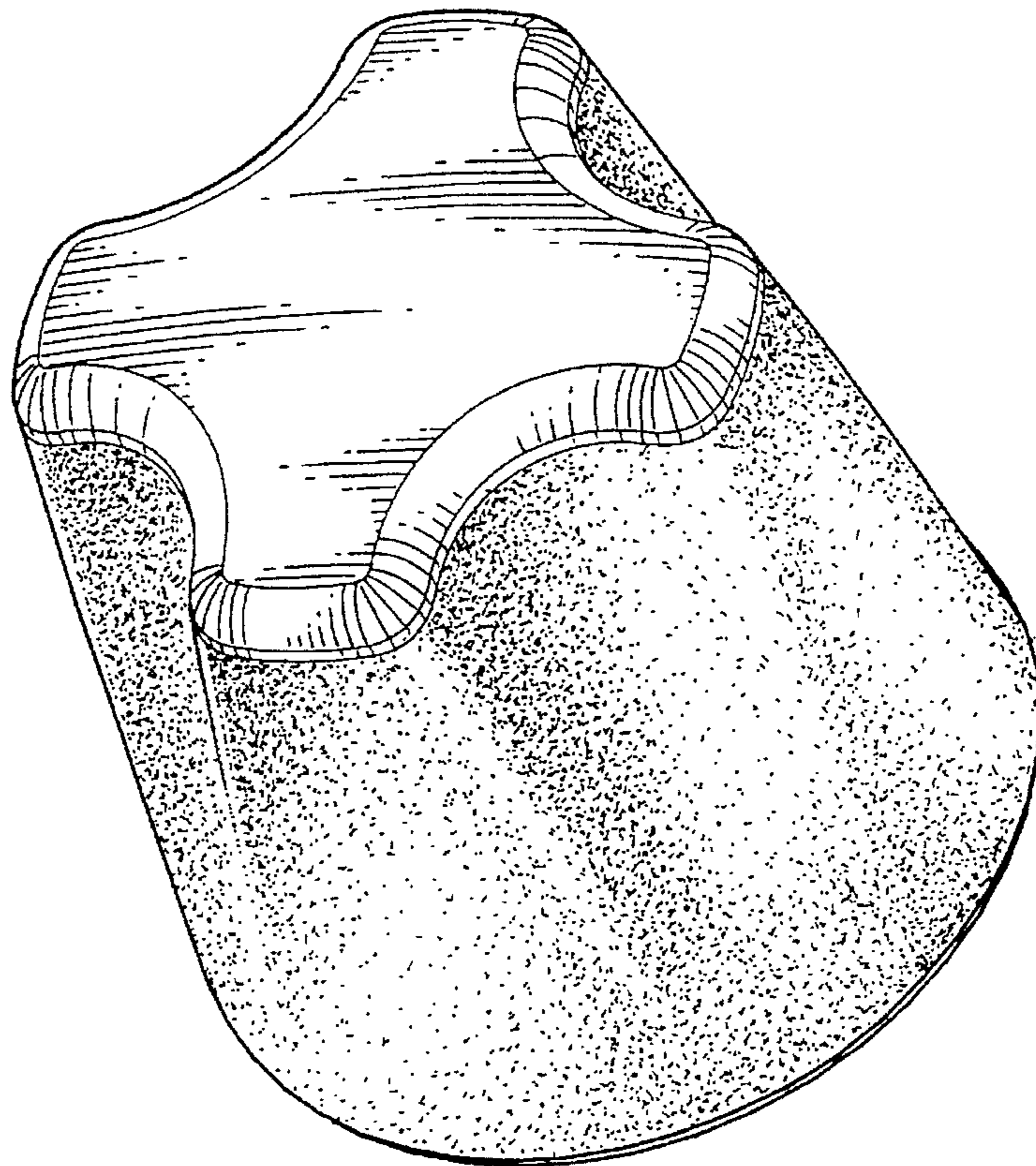


FIG. 2

FIG. 3

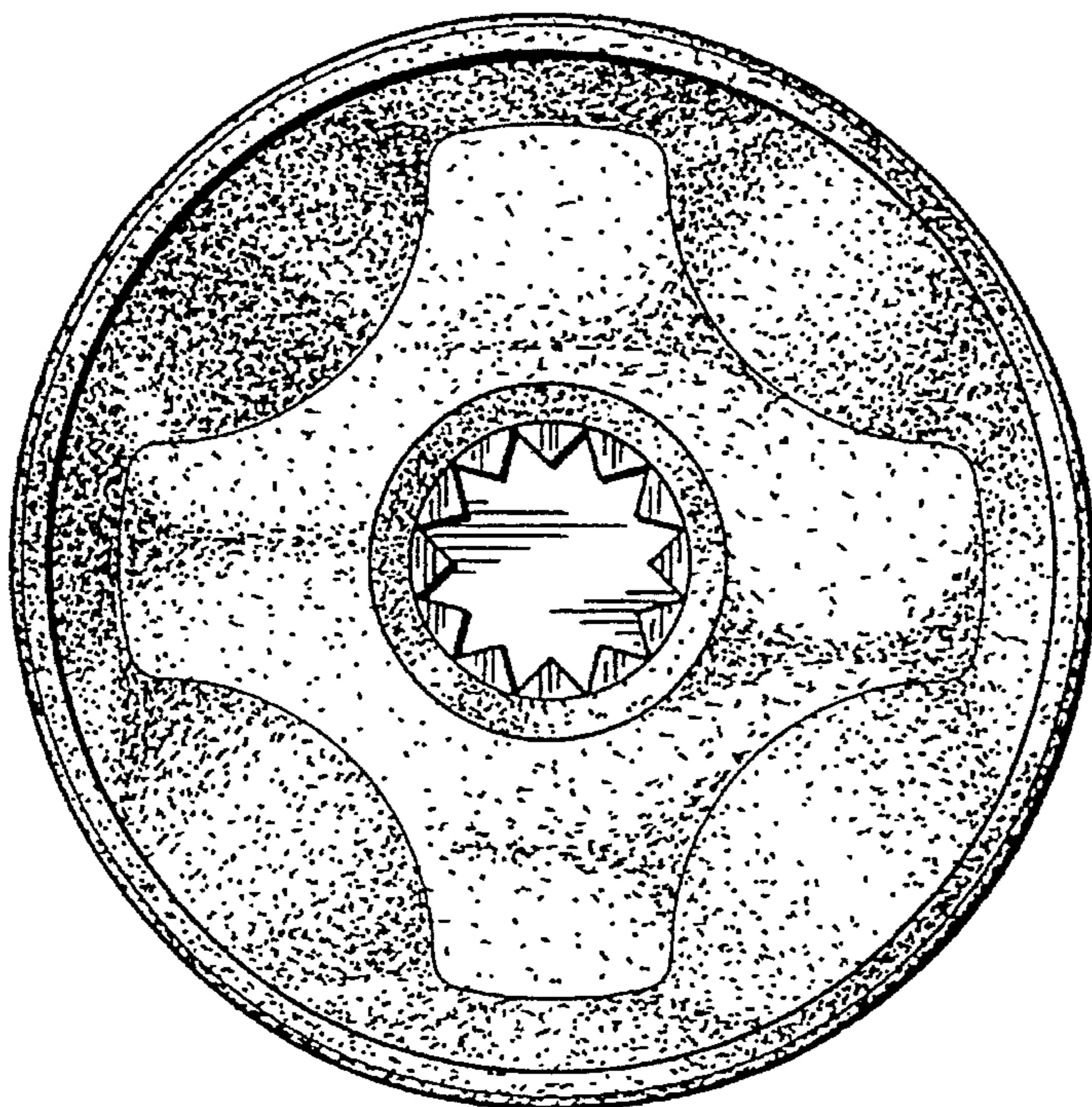
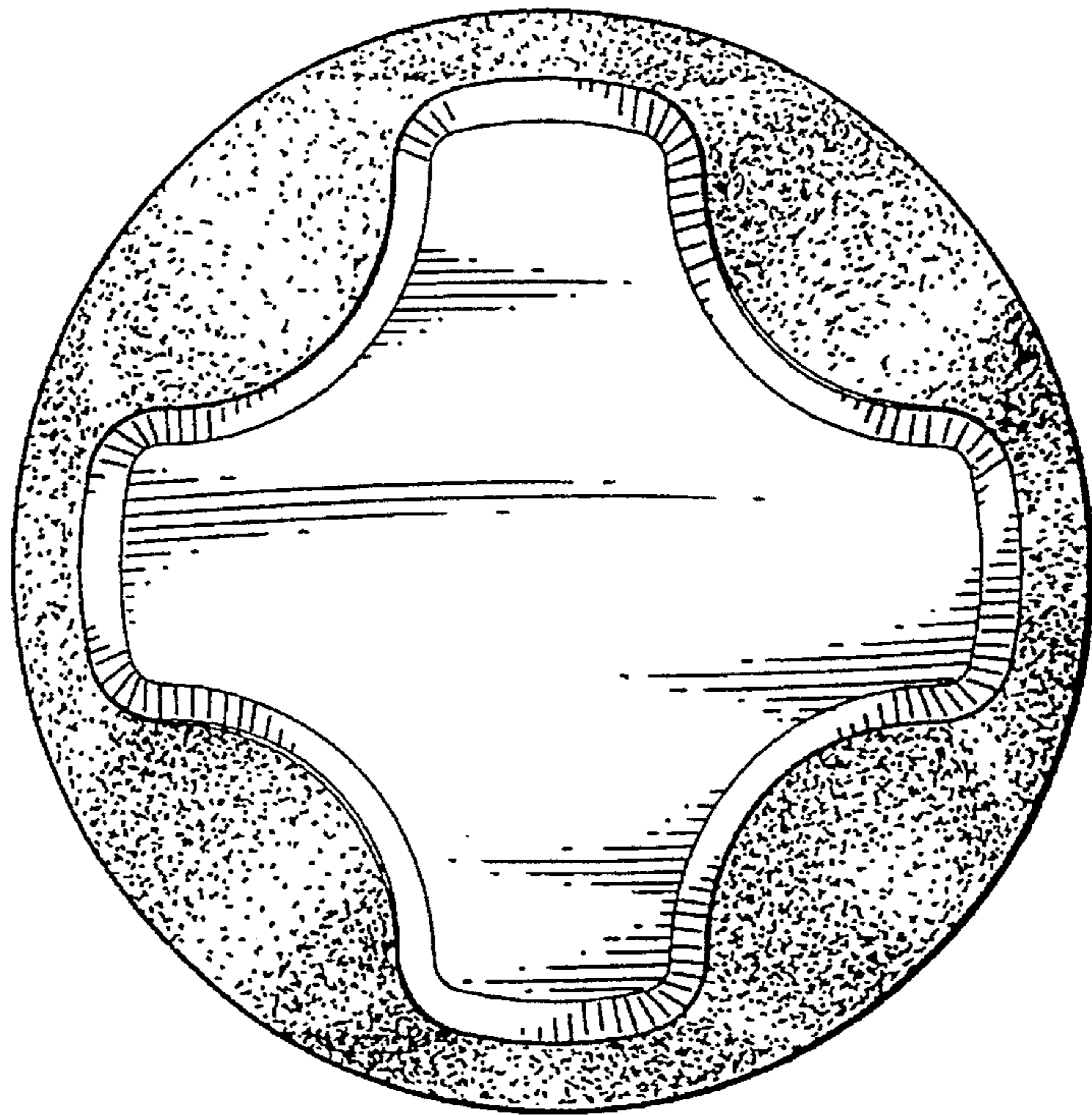


FIG. 4