



US00D378251S

**United States Patent** [19]  
**Levin**

[11] **Patent Number: Des. 378,251**  
[45] **Date of Patent: \*\*Mar. 4, 1997**

[54] **PICTURE FRAME**

[76] Inventor: **Samuel Levin**, 333 Southwestern Blvd.,  
Suite 202, Sugar Land, Tex. 77478

[\*\*] Term: **14 Years**

[21] Appl. No.: **47,233**

[22] Filed: **Nov. 29, 1995**

[52] **U.S. Cl.** ..... **D6/300**

[58] **Field of Search** ..... D6/300-314; 40/700,  
40/714, 724, 745, 765, 780, 790, 800, 798

[56] **References Cited**

**U.S. PATENT DOCUMENTS**

D. 231,239	4/1974	Palumbo, Jr. ....	D6/302 X
D. 266,380	10/1982	Ploeger .....	D6/300
D. 346,907	5/1994	Howell .....	D6/310
4,848,542	7/1989	Burnette et al. ....	D6/300 X

*Primary Examiner*—Janice E. Seeger

*Attorney, Agent, or Firm*—Gunn & Associates, P.C.

[57] **CLAIM**

The ornamental design for a picture frame, as shown and described.

**DESCRIPTION**

FIG. 1 is an isometric view of the picture frame of the present disclosure;

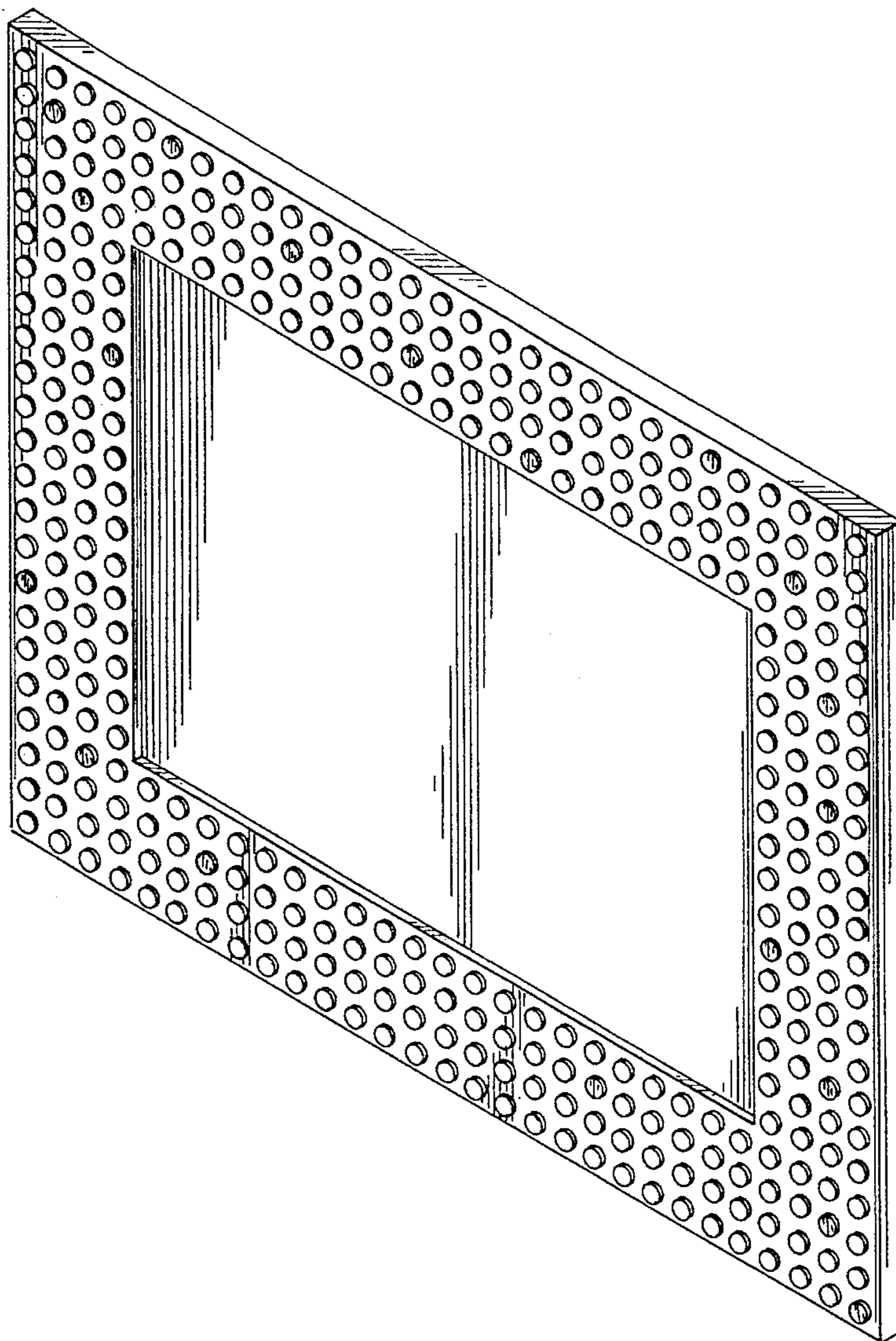
FIG. 2 is an edge view showing the picture frame of the present disclosure;

FIG. 3 is an isometric view of the back of the picture frame similar to that shown in FIG. 1 of the drawings;

FIG. 4 is a view along one edge of the picture frame similar to that shown in FIG. 2 wherein the views of FIGS. 2 and 4 are orthogonal to each other; and,

FIG. 5 is a sectional view along the line 5-5 of FIG. 3 of the drawings showing details of construction of the border.

**1 Claim, 2 Drawing Sheets**



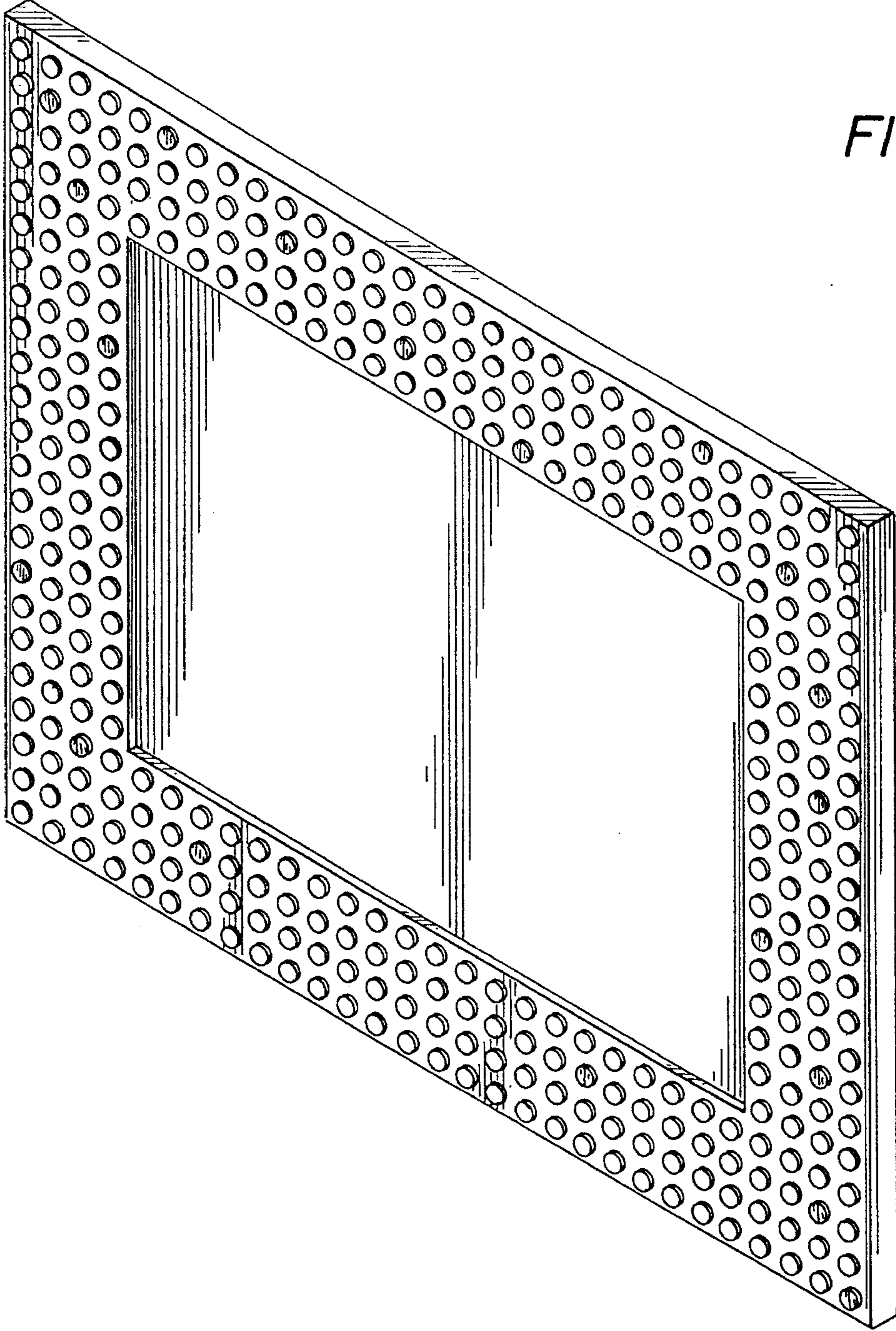


FIG. 1

FIG. 2





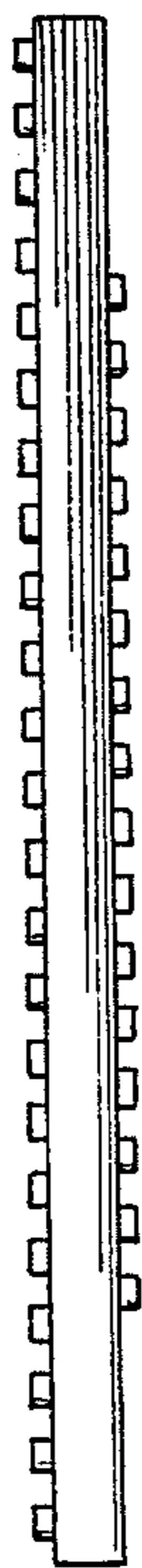
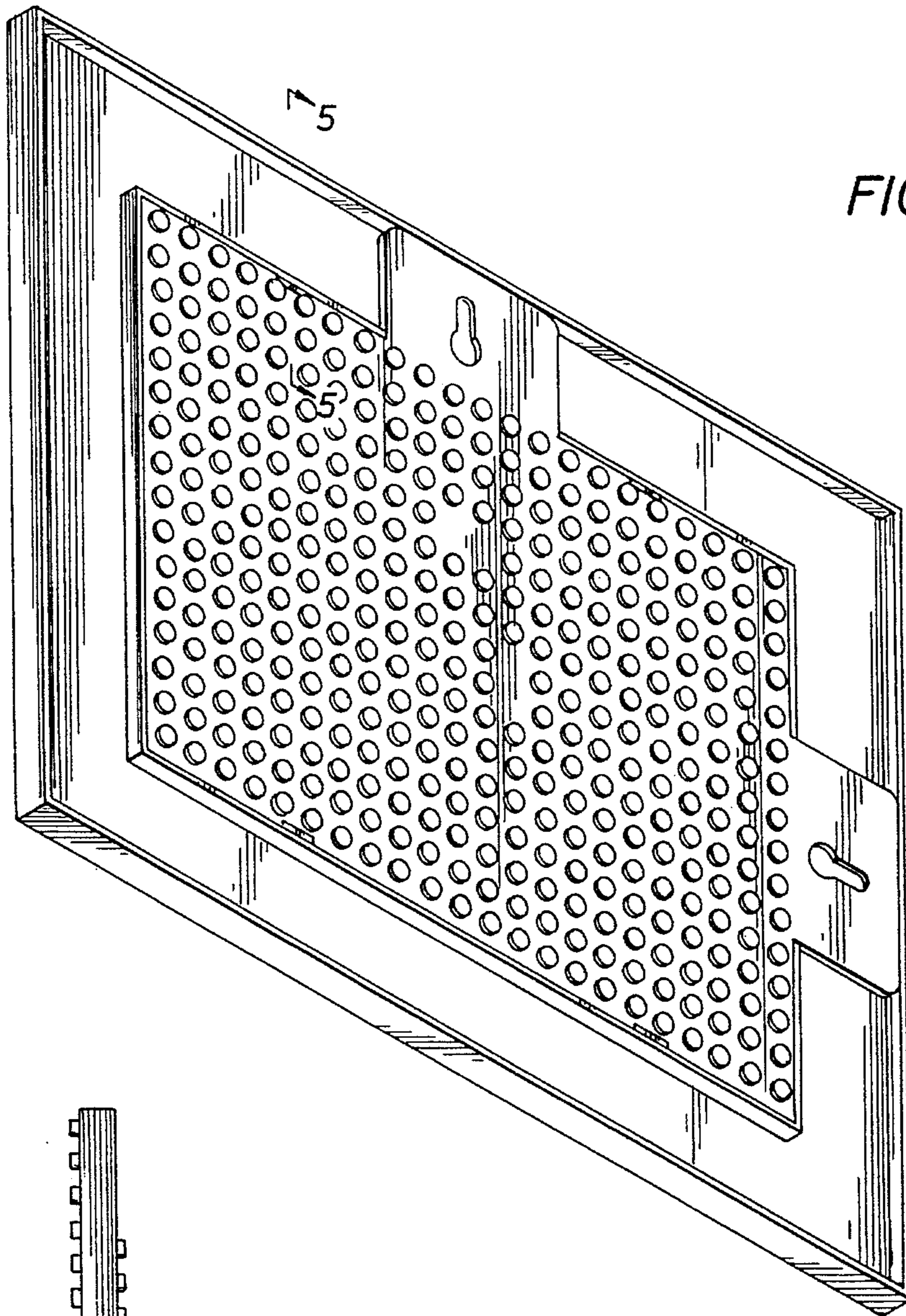


FIG. 4

FIG. 5