



US00D378239S

United States Patent [19]

Bramani

[11] **Patent Number: Des. 378,239**

[45] **Date of Patent: **Mar. 4, 1997**

[54] **COMBINED TREAD SURFACE AND PERIPHERY OF A SHOE SOLE**

[75] Inventor: **Marco Bramani**, Milan, Italy

[73] Assignee: **Vibram S.p.A.**, Albizzate, Italy

[**] Term: **14 Years**

[21] Appl. No.: **47,315**

[22] Filed: **Nov. 30, 1995**

[30] **Foreign Application Priority Data**

May 31, 1995 [WO] WIPO DMA/002955

[52] **U.S. Cl.** **D2/953; D2/957; D2/960**

[58] **Field of Search** D2/897, 902, 906, D2/908, 946-960, 962, 964; 36/101, 103, 104, 106, 113-115, 124, 126, 127-130, 3 B, 12-15, 22 R, 25 R, 32 R, 32 A, 172

[56] **References Cited**

U.S. PATENT DOCUMENTS

- D. 190,162 4/1961 Hubbard D2/960
- D. 192,023 1/1962 Messinger D2/955

- D. 308,593 7/1990 Kawasaki D2/953
- D. 343,726 2/1994 Kawasaki D2/960
- D. 349,391 8/1994 Yang D2/951
- D. 354,845 1/1995 Bramani D2/957
- D. 368,795 4/1996 Tanaka et al. D2/954
- D. 369,236 4/1996 Maltby D2/959

Primary Examiner—Celia Murphy
Attorney, Agent, or Firm—Jacobson, Price, Holman & Stern, PLLC

[57] CLAIM

The ornamental design for a combined tread surface and periphery of a shoe sole, as shown and described.

DESCRIPTION

FIG. 1 is a perspective view of a combined surface and periphery of a shoe sole showing my new design; FIG. 2 is a bottom plan view thereof; FIG. 3 is a right side elevational view thereof; FIG. 4 is a left side elevational view thereof; FIG. 5 is a rear edge elevational view thereof; and, FIG. 6 is a front edge elevational view thereof.

1 Claim, 4 Drawing Sheets

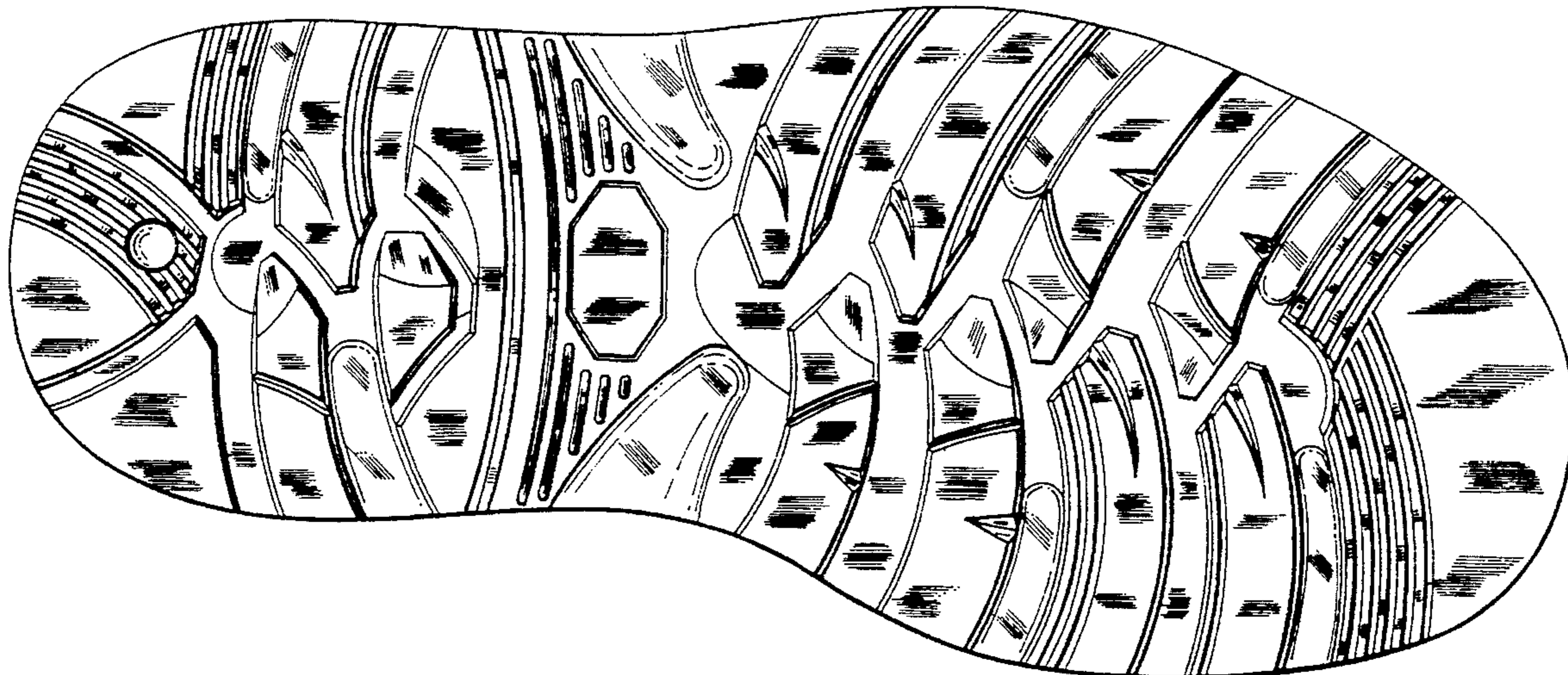


Fig. 1

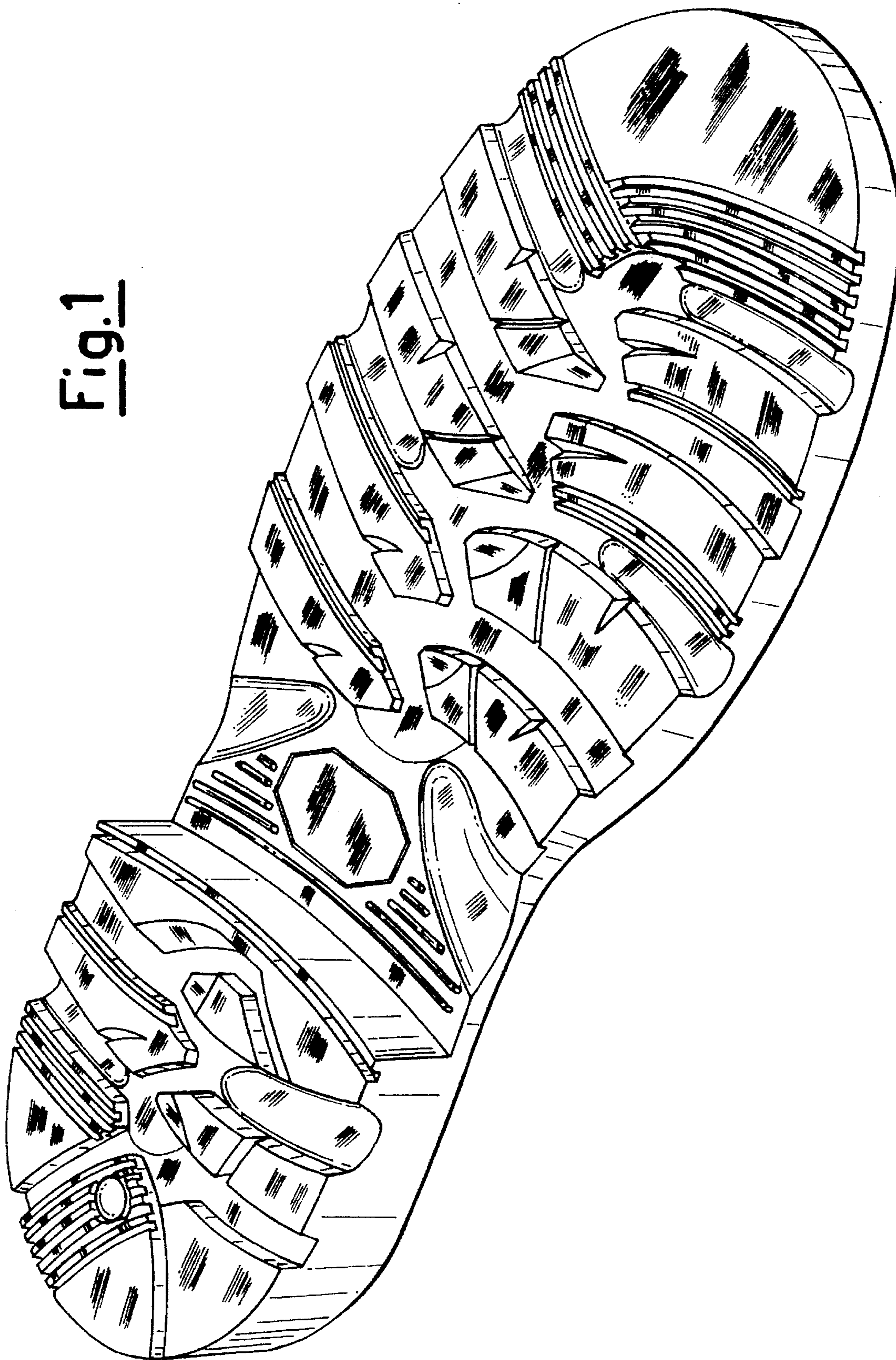


Fig. 2

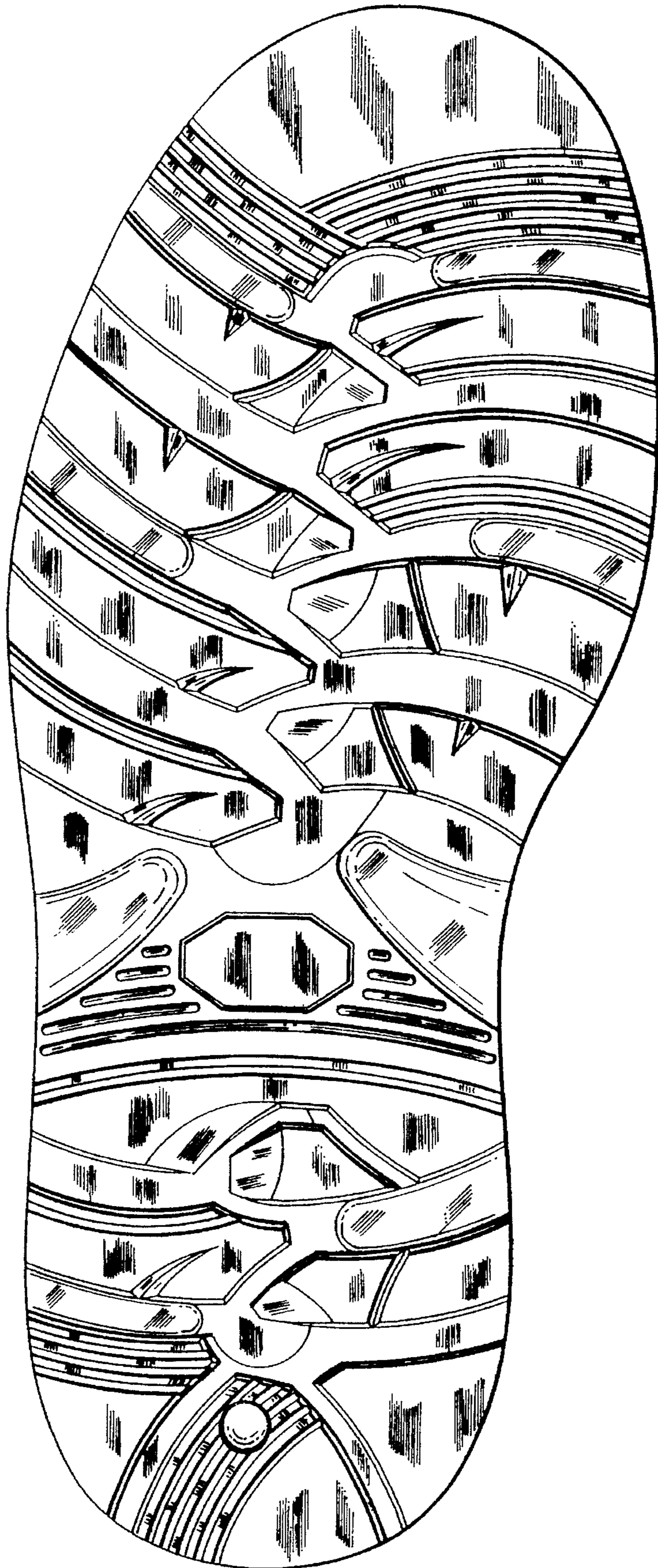


Fig. 3

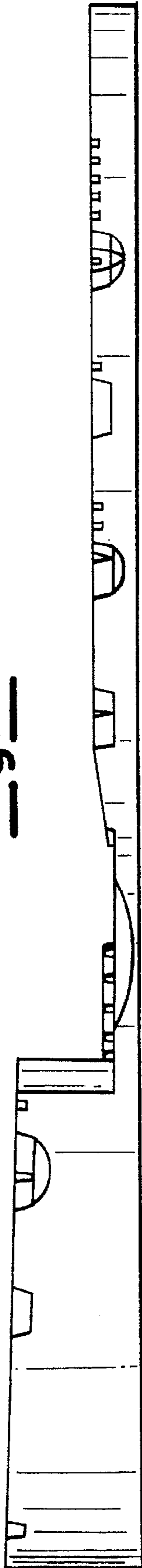


Fig. 4

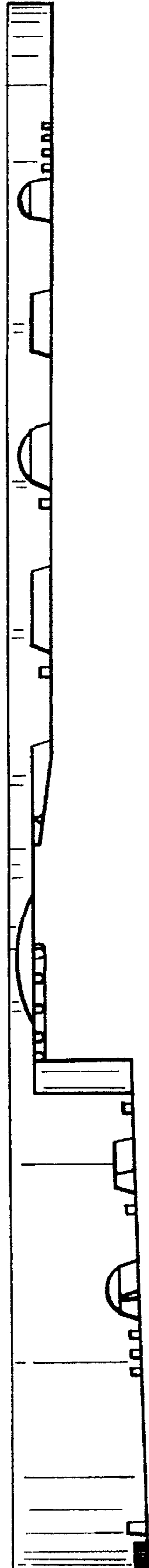


Fig. 5

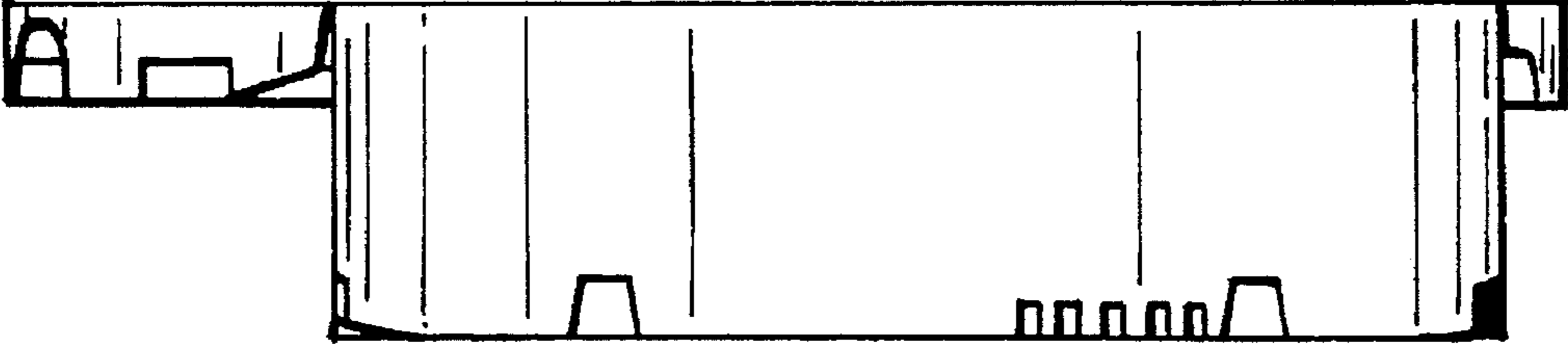


Fig. 6

