



US00D378235S

**United States Patent** [19]  
**Mark**

[11] **Patent Number: Des. 378,235**

[45] **Date of Patent: \*\*Feb. 25, 1997**

[54] **MICROBRUSH HOLDER**

4,941,828 7/1990 Kimura ..... 433/114  
4,973,247 11/1990 Varnes et al. .... 433/82

[76] Inventor: **Phillip Mark**, 6417 Marlberry Dr.,  
Orlando, Fla. 32819

*Primary Examiner*—Kay H. Chin  
*Attorney, Agent, or Firm*—Eric P. Schellin

[\*\*] Term: **14 Years**

[57] **CLAIM**

[21] Appl. No.: **36,909**

The ornamental design for a microbrush holder, as shown and described.

[22] Filed: **Mar. 30, 1995**

[52] U.S. Cl. .... **D24/152**; D4/104; D24/176

[58] **Field of Search** ..... D24/176-182,  
D24/152, 153, 154, 133; 433/116, 114,  
124, 141, 29, 80, 82, 88; D4/104

**DESCRIPTION**

FIG. 1 is a side elevational view of a microbrush holder showing my new design, the opposite side view being a mirror image of that shown;

FIG. 2 is a bottom plan view thereof;

FIG. 3 is a top plan view thereof;

FIG. 4 is a rear end view thereof; and,

FIG. 5 is a front end view thereof.

[56] **References Cited**

**U.S. PATENT DOCUMENTS**

D. 328,977	9/1992	Halm .....	D4/104
D. 335,578	5/1993	Fuchs et al. ....	D4/104
3,014,278	12/1961	Aymar et al. ....	433/82
4,661,060	4/1987	Strohmaier .....	433/82

**1 Claim, 1 Drawing Sheet**

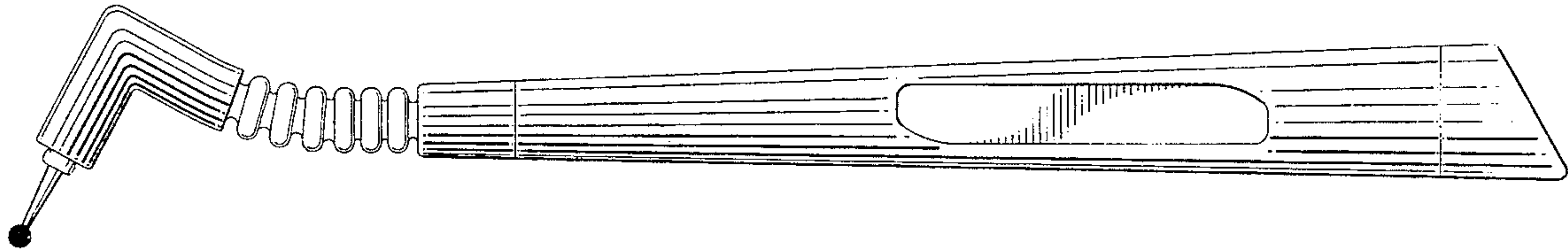


FIG. 1

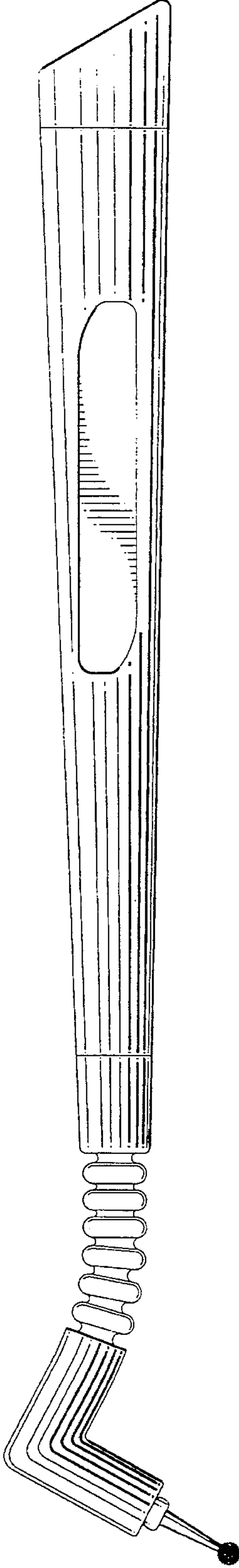


FIG. 2




FIG. 3



FIG. 4

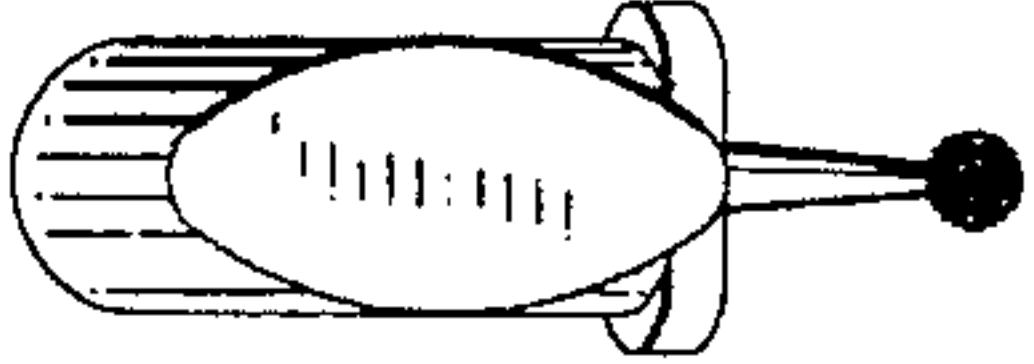


FIG. 5

