



US00D378226S

**United States Patent** [19]  
**Sundqvist**

[11] **Patent Number: Des. 378,226**

[45] **Date of Patent: \*\*Feb. 25, 1997**

[54] **TOY CAR**

[75] **Inventor: Jan Sundqvist, Landvetter, Sweden**

[73] **Assignee: Ing. Firma Johan Ryderbeck AB, Gothenburg, Sweden**

[\*\*] **Term: 14 Years**

[21] **Appl. No.: 35,410**

[22] **Filed: Feb. 27, 1995**

[30] **Foreign Application Priority Data**

Aug. 25, 1994 [SE] Sweden ..... 941706

[52] **U.S. Cl. .... D21/76**

[58] **Field of Search** ..... D21/71, 74-80,  
D21/129, 130, 132, 134, 135; D12/92,  
100; 446/160, 447, 428, 456, 465, 470;  
280/1.13, 87.021, 828, 47.11

[56] **References Cited**

**U.S. PATENT DOCUMENTS**

D. 147,556	9/1947	Joyce et al. ....	D21/71
D. 189,614	1/1961	Beale .....	D21/71
D. 191,586	10/1961	Bym .....	280/828
D. 194,324	1/1963	Schreckengost .....	D21/78
D. 280,916	10/1985	Castle .....	D21/71

*Primary Examiner*—Ted Shooman  
*Assistant Examiner*—R. Barkai

*Attorney, Agent, or Firm*—Merchant, Gould, Smith, Edell, Welter & Schmidt, P.A.

[57] **CLAIM**

The ornamental design for a toy car, as shown and described hereinbefore.

**DESCRIPTION**

FIG. 1 is a front perspective view of the toy car, according to the invention;

FIG. 2 is a perspective view showing the toy car obliquely from the front, from the right hand side and slightly from above;

FIG. 3 is a perspective side view of the right hand side of the toy car, according to the invention, the left hand side being a reverse image thereof;

FIG. 4 is a top perspective view of the toy car of the invention;

FIG. 5 is a perspective view of the rear of the toy car of the invention;

FIG. 6 is a bottom plan view of the toy car of the invention;


FIG. 7 is a top plan view of the toy car of the invention;

FIG. 8 is a rear elevational view of the toy car of the invention;

FIG. 9 is a front elevational view of the toy car of the invention; and,

FIG. 10 is a side elevational view of the left-hand side of the toy car of the invention, the right side being a reverse image thereof.

**1 Claim, 10 Drawing Sheets**







FIG. 1






FIG. 3



FIG. 4




FIG. 5




FIG. 6




FIG. 7






FIG. 8




FIG. 9




FIG. 10

UNITED STATES PATENT AND TRADEMARK OFFICE  
CERTIFICATE OF CORRECTION

PATENT NO. : Des. 378,226  
DATED : February 25, 1997  
INVENTOR(S) : Jan Sundqvist

It is certified that error appears in the above-identified patent and that said Letters Patent is hereby corrected as shown below:

Assignee:

Title page, item [73]: "Gothenburg" should read --Göteborg--

Signed and Sealed this  
Twenty-first Day of October 1997

Attest:



BRUCE LEHMAN

Attesting Officer

Commissioner of Patents and Trademarks