



US00D378220S

United States Patent [19]
Thompson

[11] **Patent Number: Des. 378,220**

[45] **Date of Patent: **Feb. 25, 1997**

[54] **PACKAGE OF PEEL OFF COUPON FOR A SECURITY TRACKING SYSTEM**

[76] Inventor: **Kenneth Thompson**, 2368 Eastman Ave., Suite 3, Ventura, Calif. 93003

[**] Term: **14 Years**

[21] Appl. No.: **881,542**

[22] Filed: **May 12, 1992**

[52] U.S. Cl. **D20/11; D10/106**

[58] **Field of Search** D19/9, 10, 11, D19/12; D20/22, 23, 27, 28, 40, 42, 44, 99; 283/67, 77, 99, 100, 103, 113, 114, 900, 904

[56] **References Cited**

U.S. PATENT DOCUMENTS

D. 173,394	11/1954	Shore	D19/11
D. 274,179	6/1984	Siwala	D19/11
2,242,114	5/1941	Cramer et al.	D19/11
3,972,138	8/1976	Armbruster et al.	D19/10
4,815,768	3/1989	Applebaum et al.	D19/10

Primary Examiner—A. Hugo Word
Assistant Examiner—Marcus Jackson
Attorney, Agent, or Firm—Richard D. Slehofer

[57] **CLAIM**

The ornamental design for a package of peel off coupon for a security tracking system, as shown and described.

DESCRIPTION

FIG. 1 is a bottom plan view of package of peel-off coupons for a security tracking system showing my new design; FIG. 2 is a front elevational view thereof; FIG. 3 is an end elevational view thereof, with the opposite end being a mirror image; FIG. 4 is a left side elevational view thereof, with the opposite side being a mirror image; FIG. 5 is a sectional view taken along line 5—5 of FIG. 2; FIG. 6 is a front elevational view of a second embodiment thereof, with the rear being flat and unornamented; and, FIG. 7 is an enlarged left side elevational view thereof, with the right side being a mirror image of FIG. 3.

1 Claim, 3 Drawing Sheets

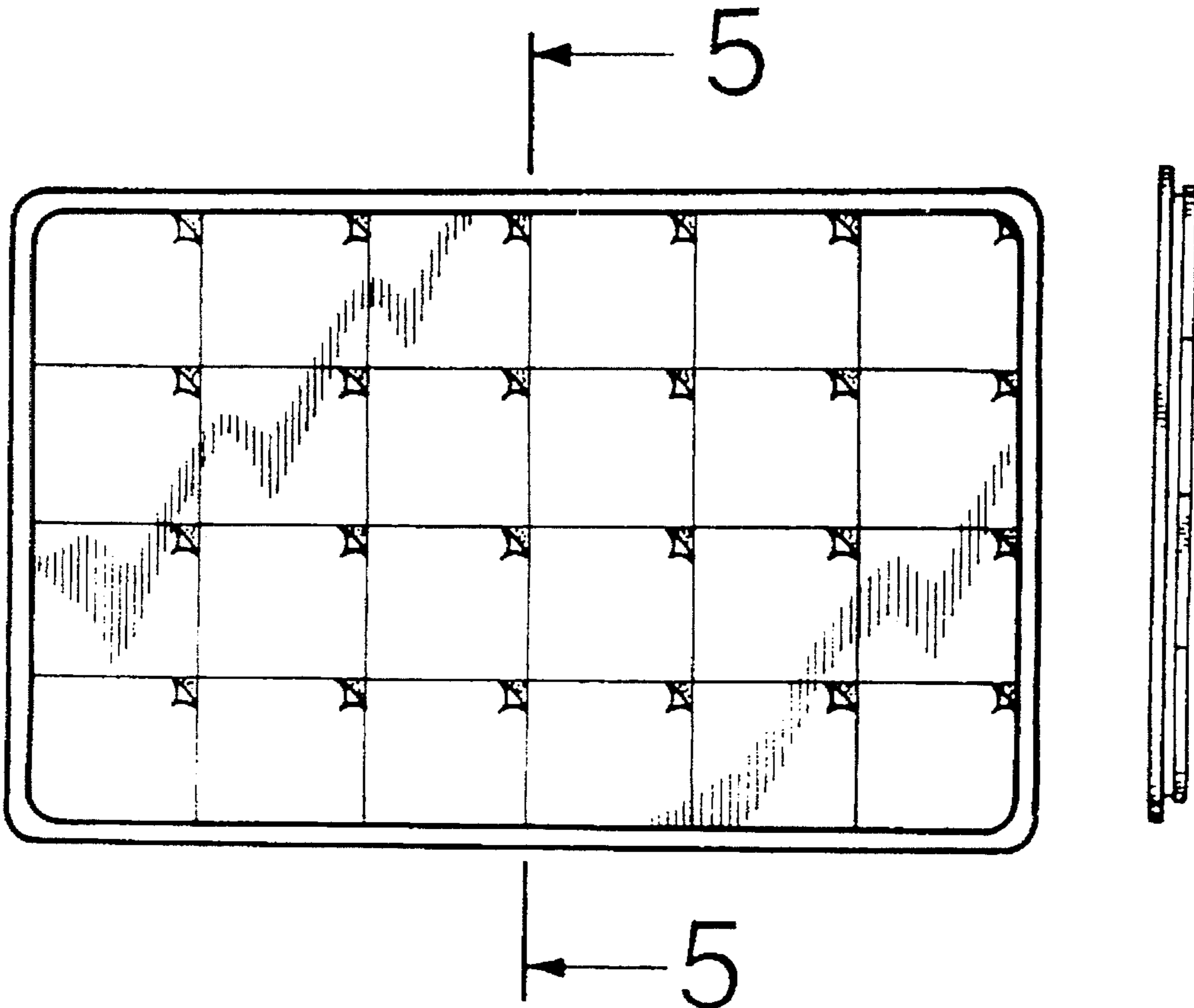


Fig. 1




Fig. 2

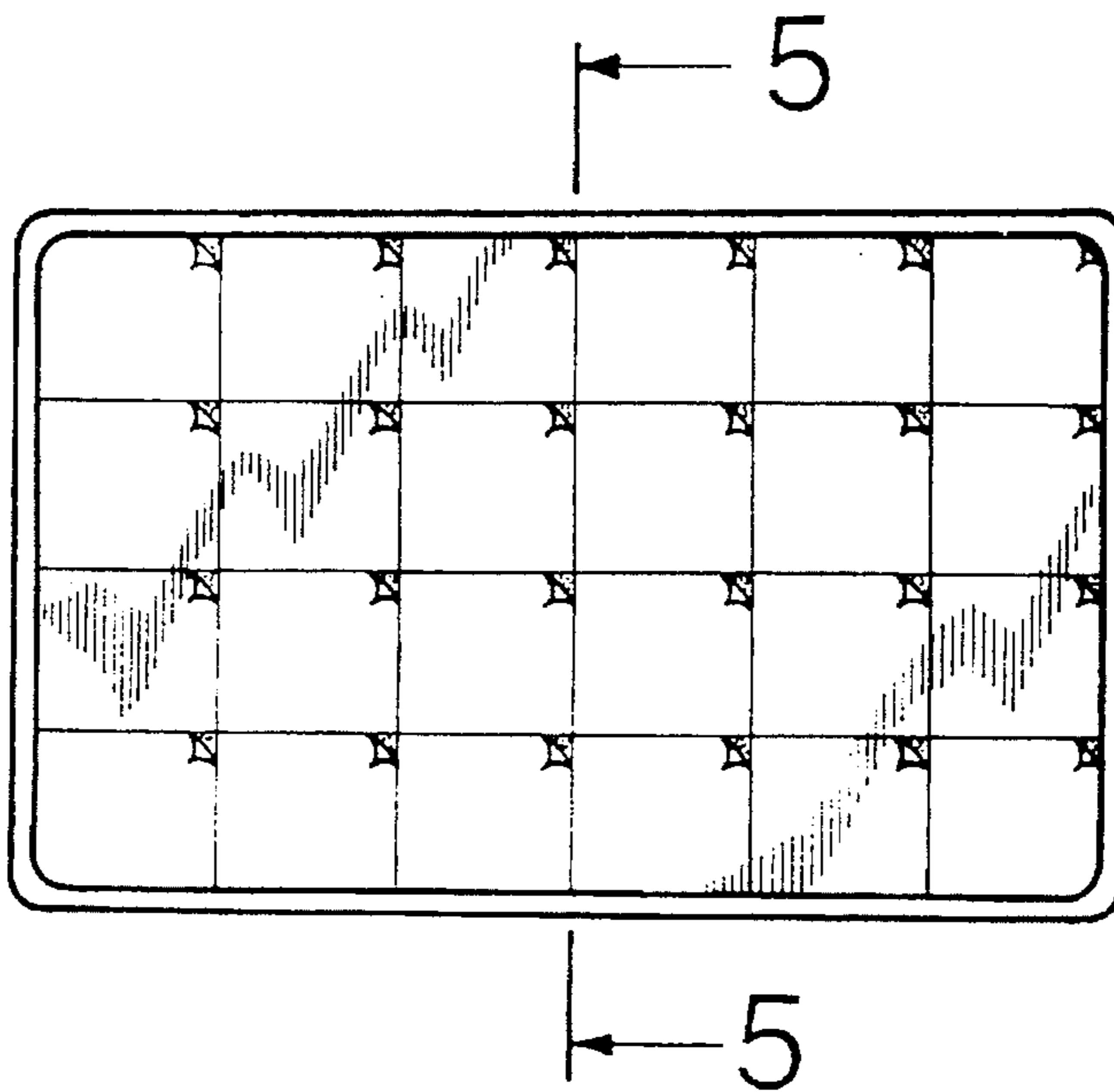


Fig. 3

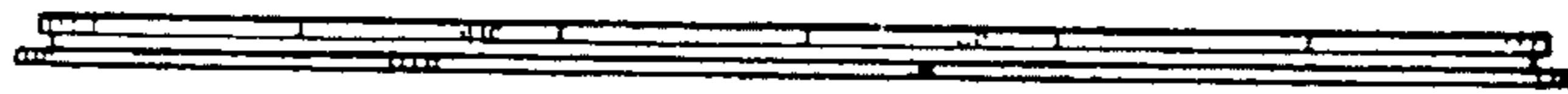


Fig. 4



Fig. 5



Fig. 6

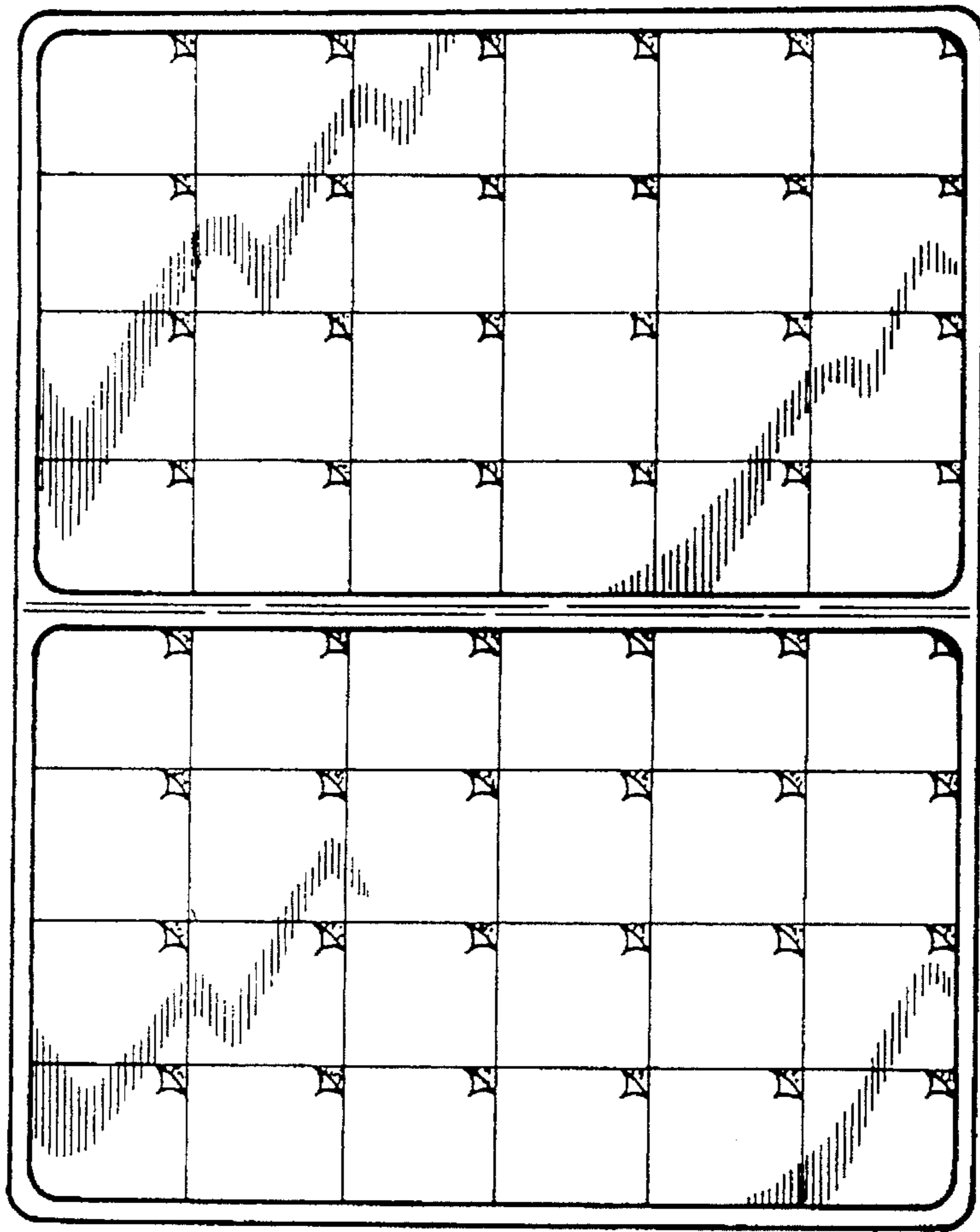


Fig. 7

