



US00D378210S

# United States Patent [19]

San Gabriel

[11] Patent Number: **Des. 378,210**

[45] Date of Patent: **\*\*Feb. 25, 1997**

[54] **WRIST SUPPORT FOR A COMPUTER MOUSE**

[76] Inventor: **Andrew San Gabriel**, 16 Hedge La., Merrick, N.Y. 11566

[\*\*] Term: **14 Years**

[21] Appl. No.: **20,396**

[22] Filed: **Mar. 25, 1994**

[52] U.S. Cl. .... **D14/114**

[58] Field of Search ..... D14/114; 248/118, 248/118.3, 118.5, 917-24; 345/156-67

[56] **References Cited**

**U.S. PATENT DOCUMENTS**

D. 328,598	8/1992	Massey	.....	D14/114
D. 347,216	5/1994	Ciccone	.....	D14/114
D. 348,659	7/1994	Miller	.....	D14/114
D. 352,933	11/1994	Vaule	.....	D14/114
5,026,315	6/1991	Chap	.....	D6/601 X

5,125,606	6/1992	Cassano et al.	.....	D14/114 X
5,165,630	11/1992	Connor	.....	248/118.1
5,195,705	3/1993	Kline et al.	.....	248/346 X
5,265,835	11/1993	Nash	.....	248/118
5,326,056	7/1994	Smith	.....	248/118

*Primary Examiner*—M. H. Tung

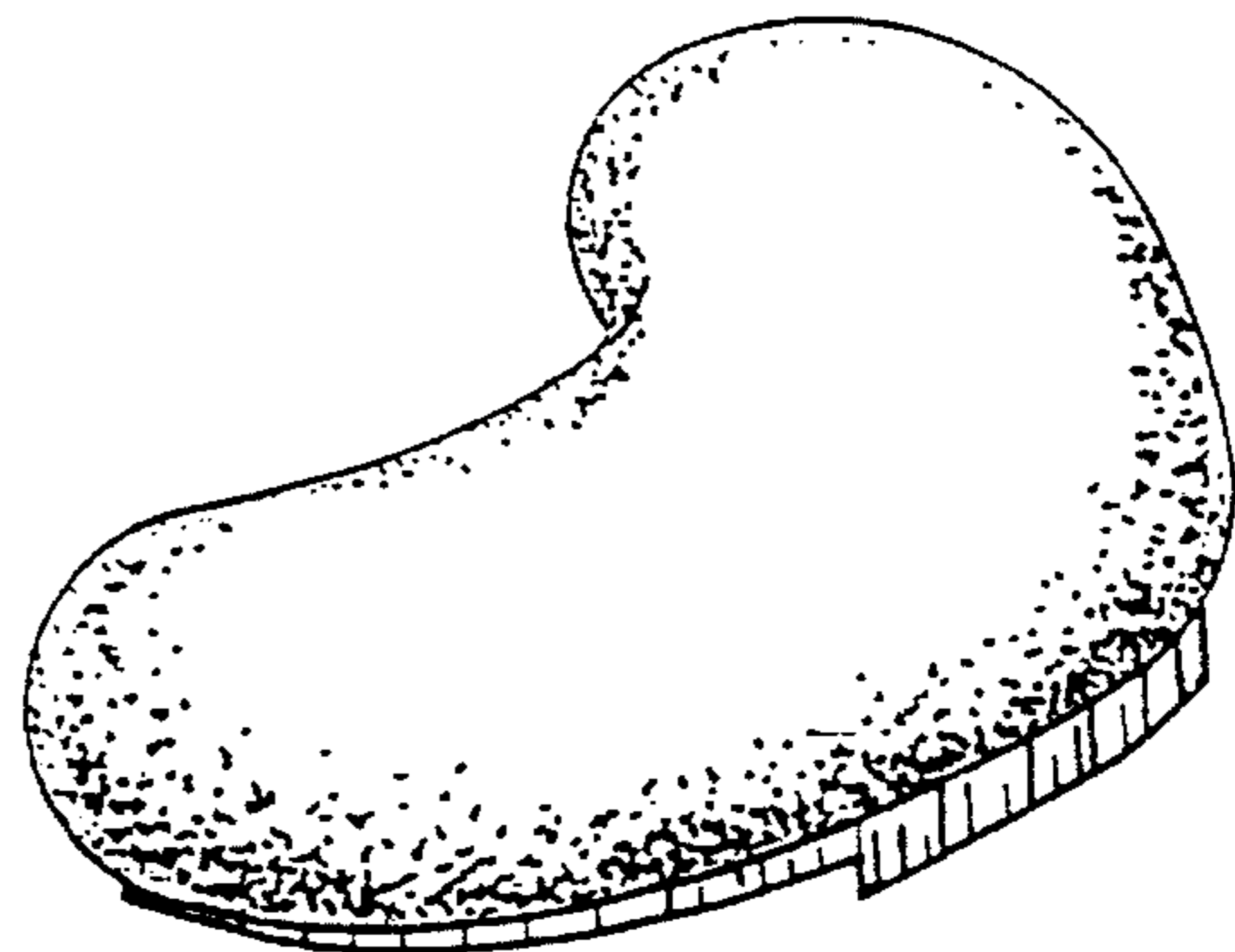

[57] **CLAIM**

The ornamental design for a wrist support for a computer mouse, as shown and described.

**DESCRIPTION**

FIG. 1 is a top plan view;  
 FIG. 2 is a rear perspective view thereof;  
 FIG. 3 is a left side perspective view;  
 FIG. 4 is a side elevation view, the opposite side is a mirror image;  
 FIG. 5 is a bottom plan view; and,  
 FIG. 6 is a front elevation view.

**1 Claim, 2 Drawing Sheets**






FIG. 1

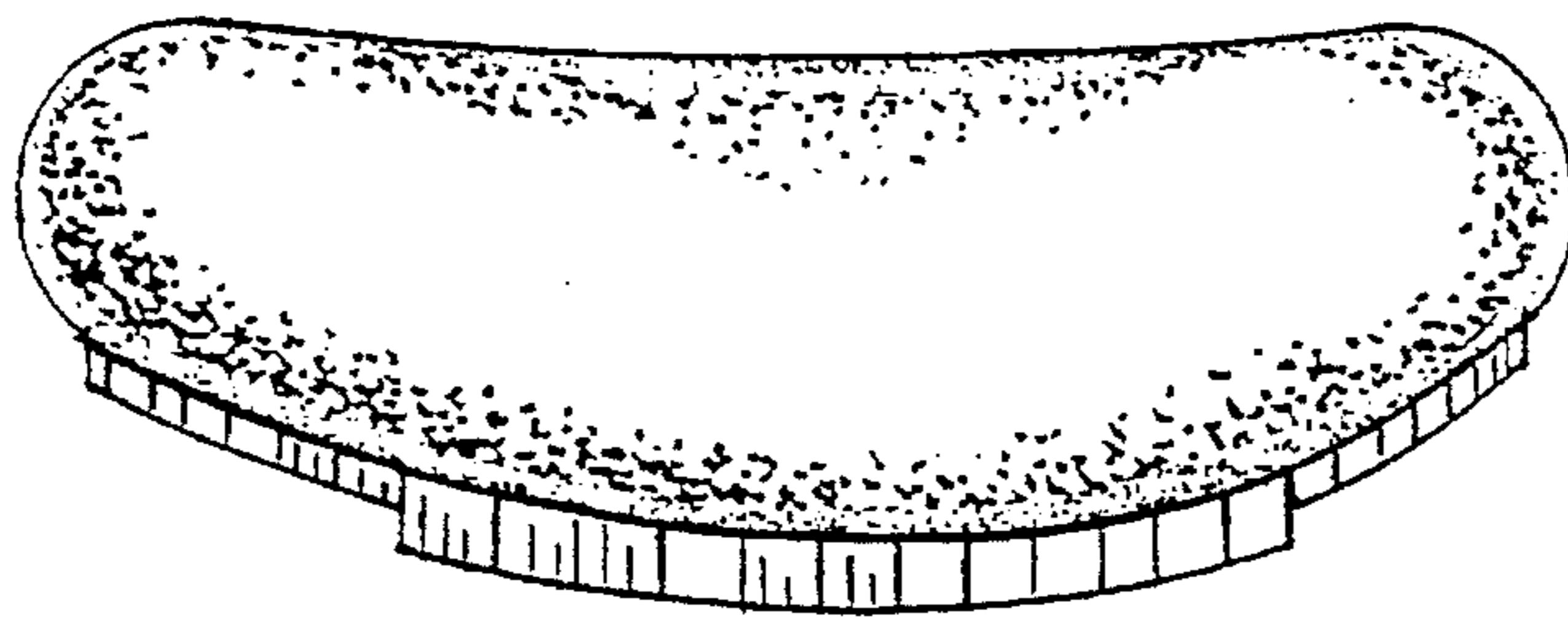


FIG. 2

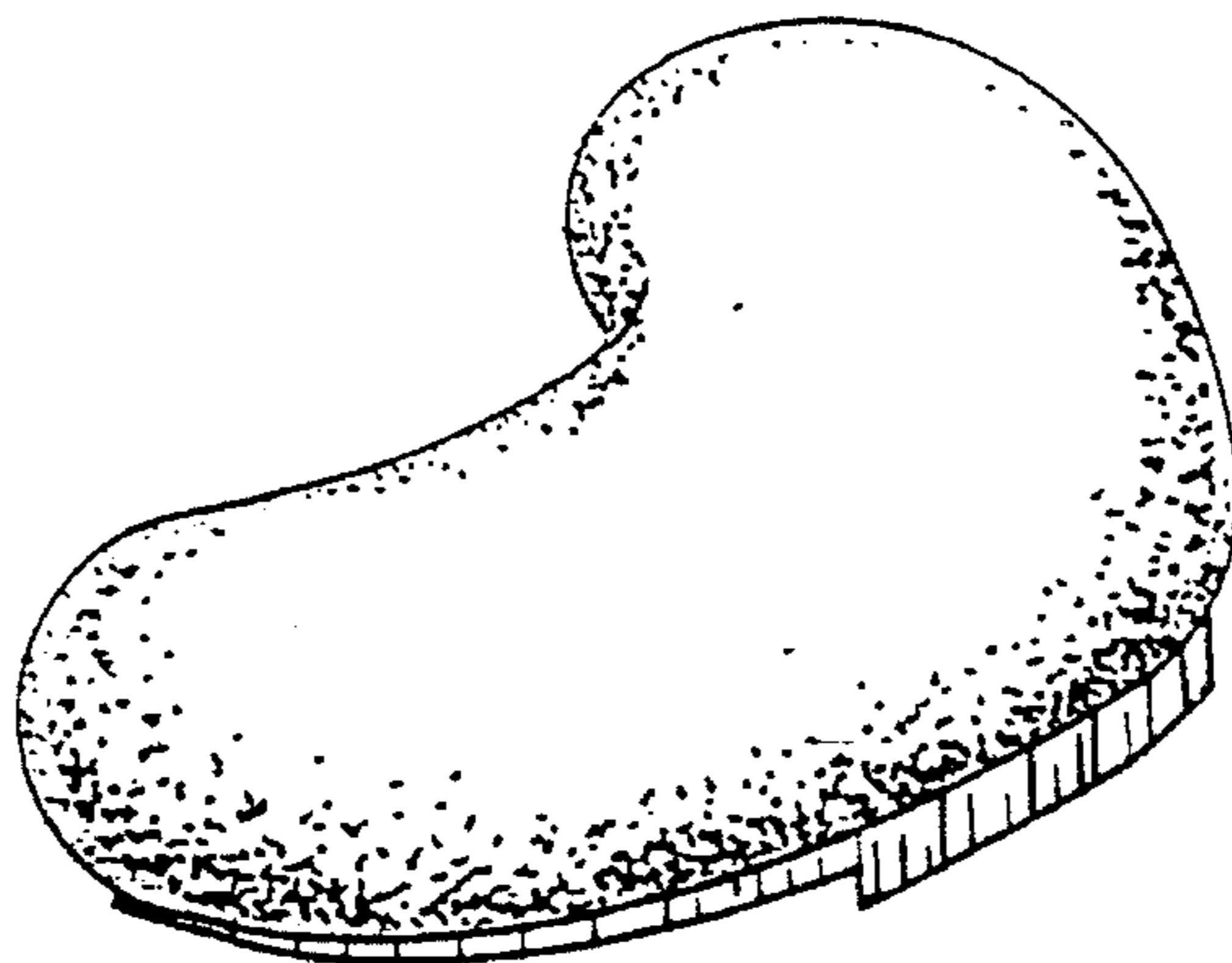


FIG. 3



FIG. 4

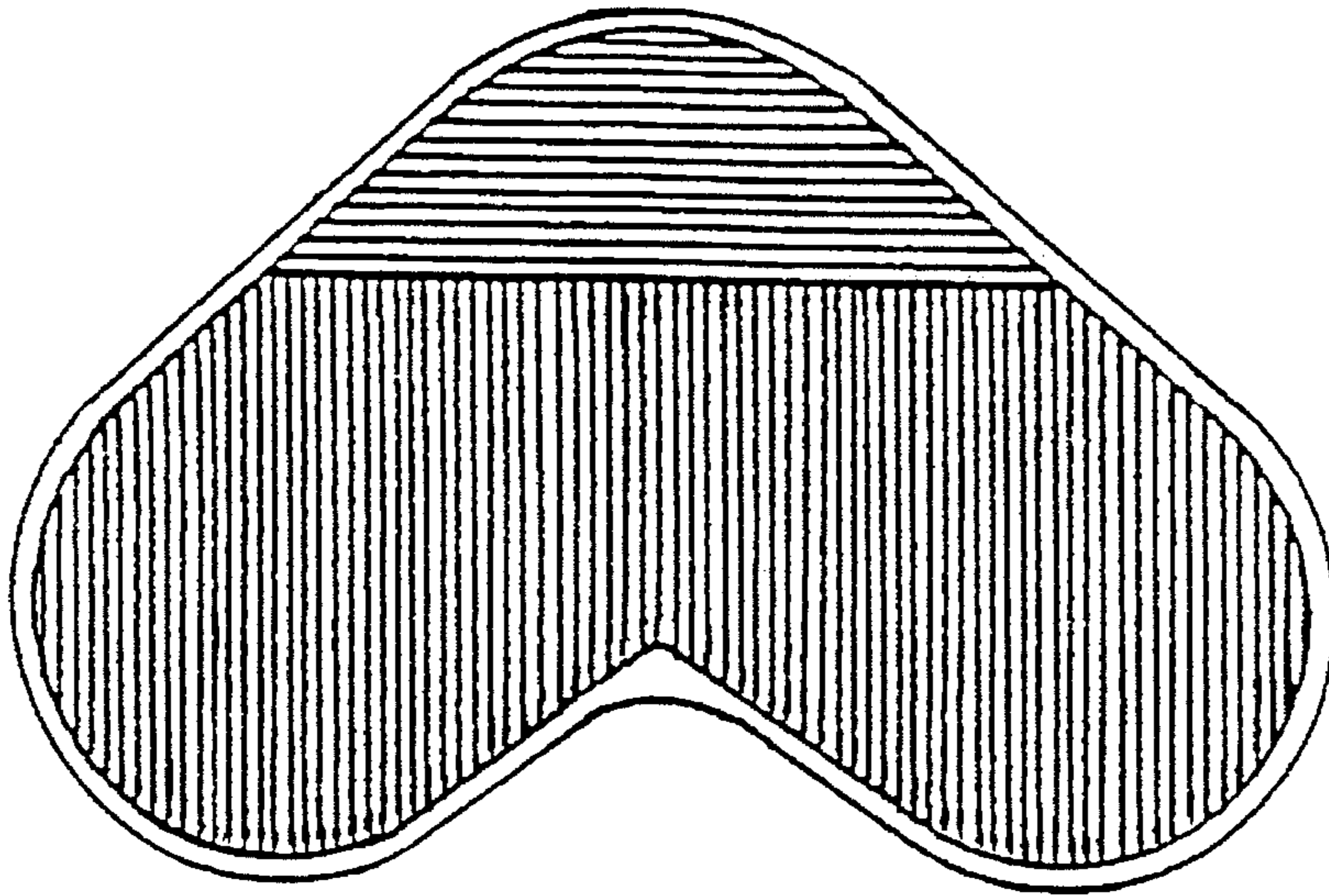


FIG. 5



FIG. 6