



US00D378198S

# United States Patent [19]

Tomita et al.

[11] Patent Number: **Des. 378,198**

[45] Date of Patent: **\*\*Feb. 25, 1997**

[54] **WRIST WATCH**

[75] Inventors: **Akemi Tomita**, Kawagoe, Japan;  
**Richard W. Seymour**, Kingston upon  
Thames; **David H. Powell**, Loxwood,  
both of United Kingdom

[73] Assignee: **Casio Computer Co., Ltd.**, Tokyo,  
Japan

[\*\*] Term: **14 Years**

[21] Appl. No.: **45,242**

[22] Filed: **Oct. 13, 1995**

[30] **Foreign Application Priority Data**

Aug. 30, 1995 [GB] United Kingdom ..... 2049954

[52] U.S. Cl. .... **D10/38; D10/30**

[58] Field of Search ..... D10/1-40, 122-132;  
368/280-282, 276-277, 28-30, 285, 239-242,  
82-84, 41-44

*Primary Examiner*—Nelson C. Holtje  
*Attorney, Agent, or Firm*—Frishauf, Holtz, Goodman,  
Langer & Chick

[57] **CLAIM**

The ornamental design for a wrist watch, as shown.

**DESCRIPTION**

FIG. 1 is a front elevational view of a wrist watch showing our new design;

FIG. 2 is a right side elevational view thereof;

FIG. 3 is a left side elevational view thereof;

FIG. 4 is a top plan view thereof;

FIG. 5 is a bottom plan view thereof;

FIG. 6 is a rear elevational view thereof; and,

FIG. 7 is a perspective view thereof.

**1 Claim, 2 Drawing Sheets**






FIG. 4




FIG. 3



FIG. 1

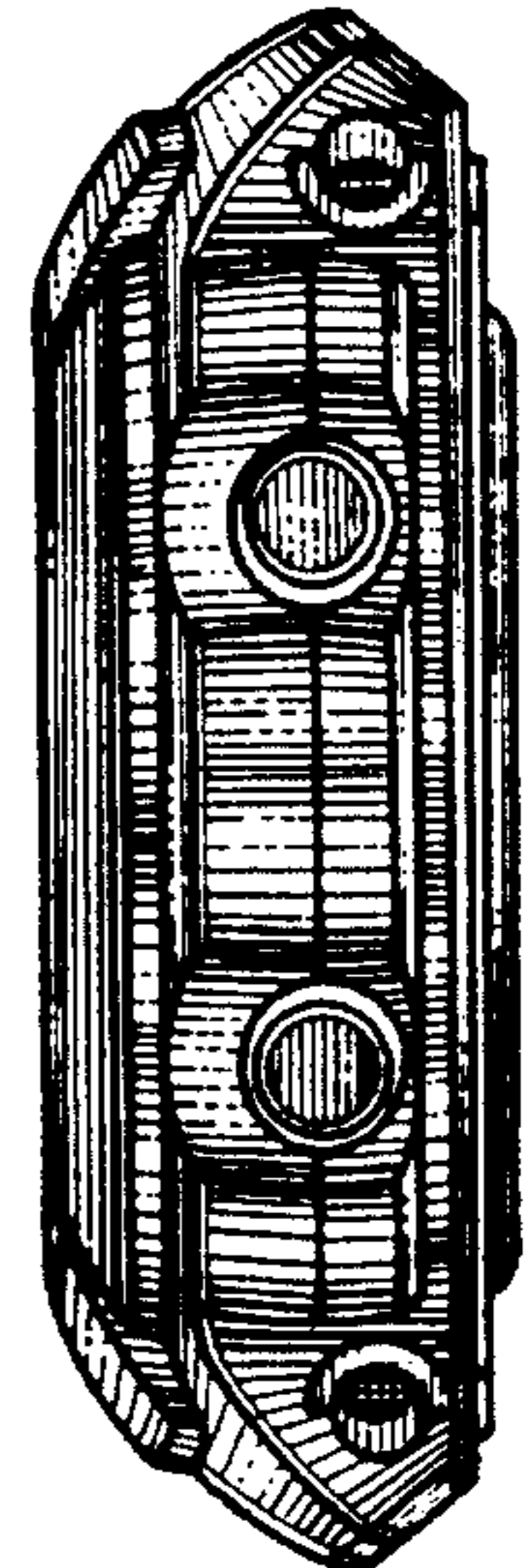


FIG. 2




FIG. 5



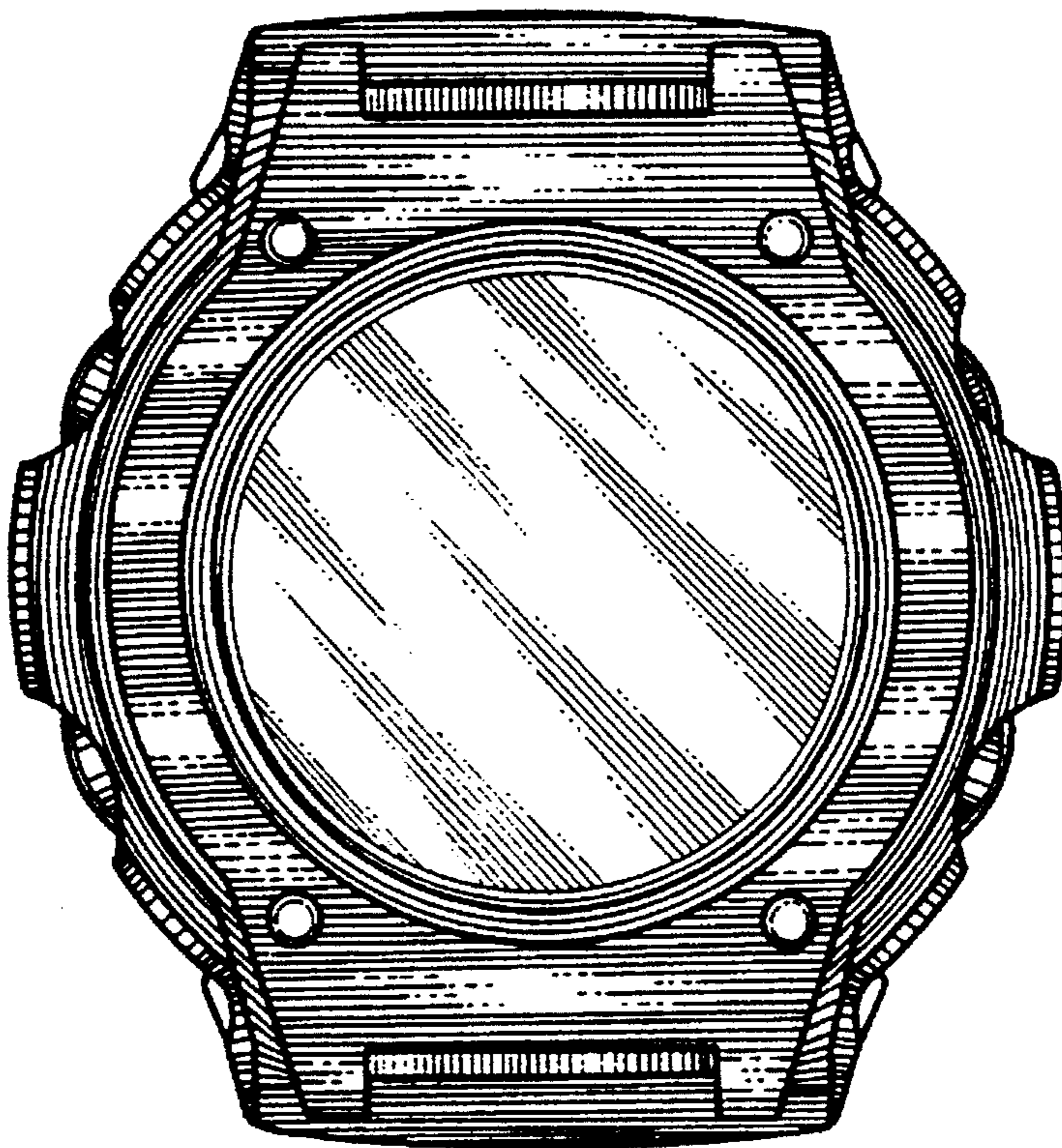


FIG. 6

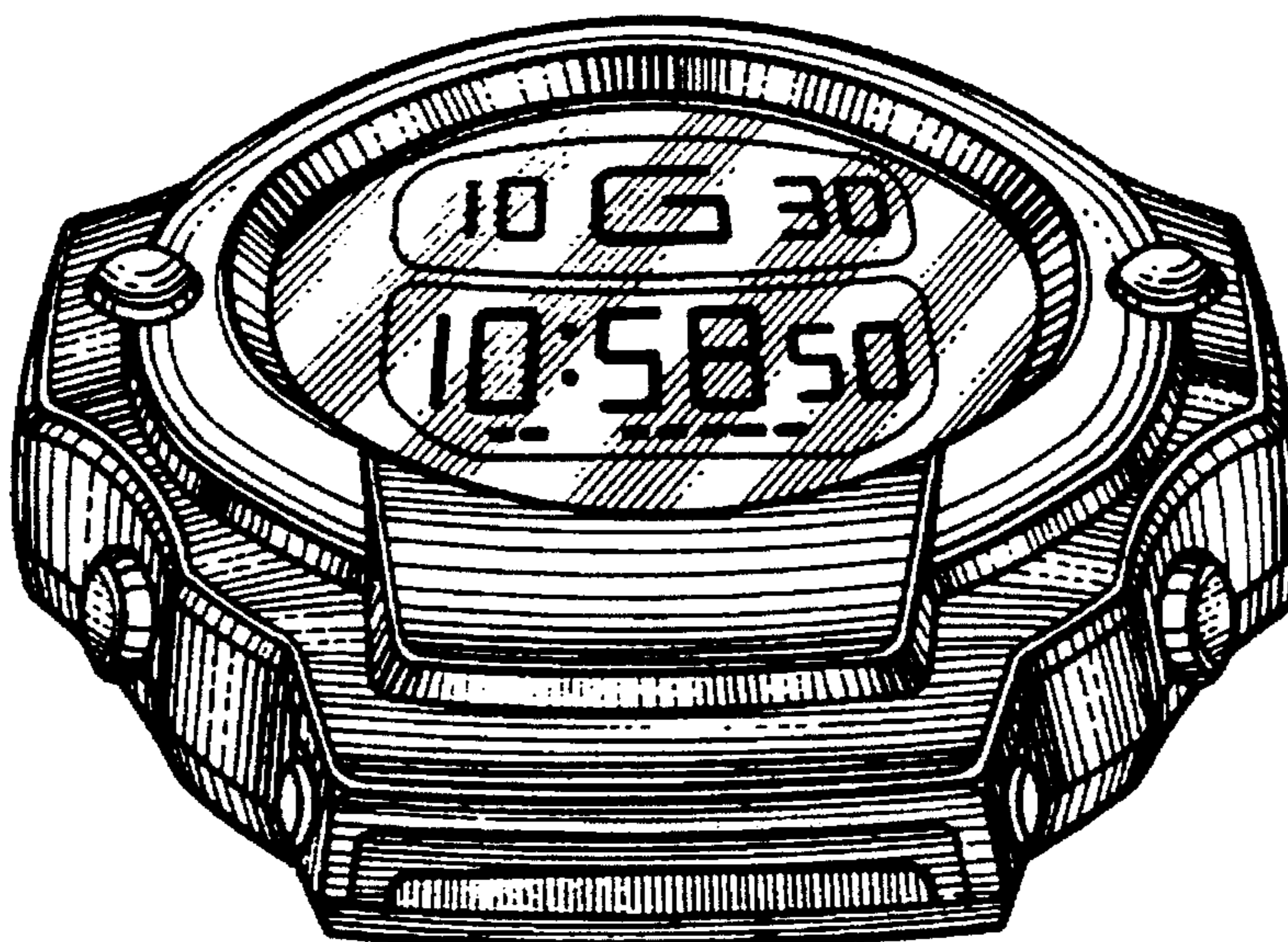


FIG. 7