



US00D378186S

United States Patent [19]

[11] Patent Number: **Des. 378,186**

Braun

[45] Date of Patent: ****Feb. 25, 1997**

[54] **SCREWDRIVER HANDLE**

[75] Inventor: **John A. Braun**, Kenilworth, N.J.

[73] Assignee: **Snap-on Technologies, Inc.**, Crystal Lake, Ill.

[**] Term: **14 Years**

[21] Appl. No.: **40,834**

[22] Filed: **Jun. 28, 1995**

[52] U.S. Cl. **D8/83; D8/107**

[58] Field of Search **D8/82, 83, 107; 81/436, 437, 438, 439, 440; 16/110 R**

[56] **References Cited**

U.S. PATENT DOCUMENTS

86,724	2/1869	Bitner .	
D. 100,612	8/1936	Bryant	D8/83
200,932	3/1878	Parrish .	
639,773	12/1899	Robertson .	
2,099,246	11/1937	Raffles .	
2,242,873	5/1941	Thompson	D8/85
2,501,561	3/1950	Clay	81/440
2,808,088	10/1957	Whiteford .	
3,114,401	12/1963	Johnson	81/438
3,293,978	12/1966	Handley	81/438

3,713,200	1/1973	Burns	254/131
3,812,894	5/1974	Bradbury	81/436
3,923,088	12/1975	Arnn	81/436
4,440,048	4/1984	Stevens et al. .	
4,610,588	9/1986	VanBuren, Jr. et al. .	
4,763,548	8/1988	Leibinger et al.	81/453
4,858,504	8/1989	Tsai	81/436
4,892,017	1/1990	Kennedy et al.	81/492
5,052,253	10/1991	Lin	81/457
5,351,586	10/1994	Habermehl et al.	81/438
5,421,224	6/1995	Bond	81/436

Primary Examiner—Philip S. Hyder
Attorney, Agent, or Firm—Emrich & Dithmar

[57] CLAIM

The ornamental design for the screwdriver handle, as shown and described.

DESCRIPTION

FIG. 1 is a perspective view of the screwdriver handle showing my new design;
FIG. 2 is a side view thereof;
FIG. 3 is an end view of the rear end thereof;
FIG. 4 is an end view of the front end thereof; and,
FIG. 5 is a sectional view along the line 5—5 of FIG. 2.

1 Claim, 1 Drawing Sheet

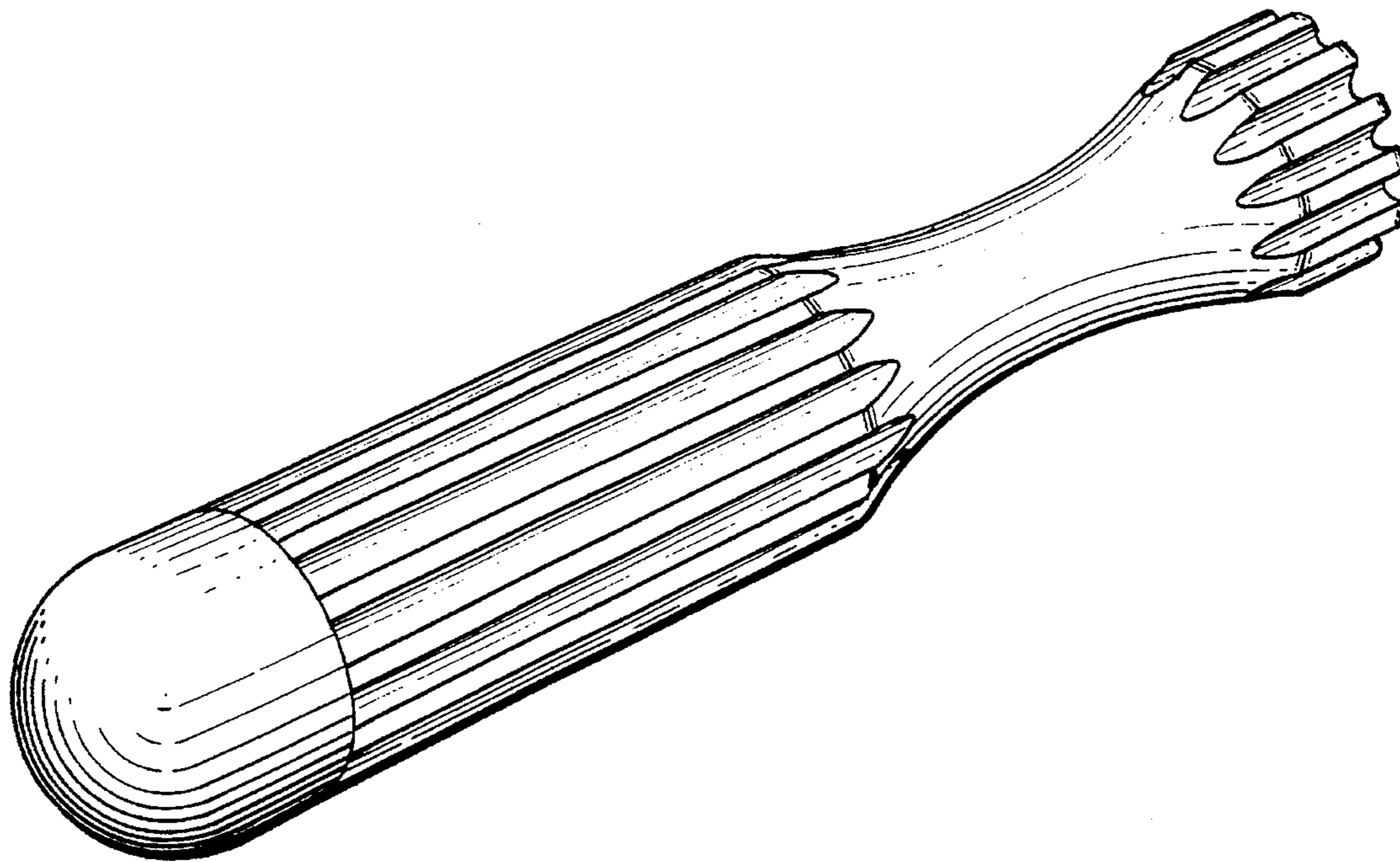


FIG. 1

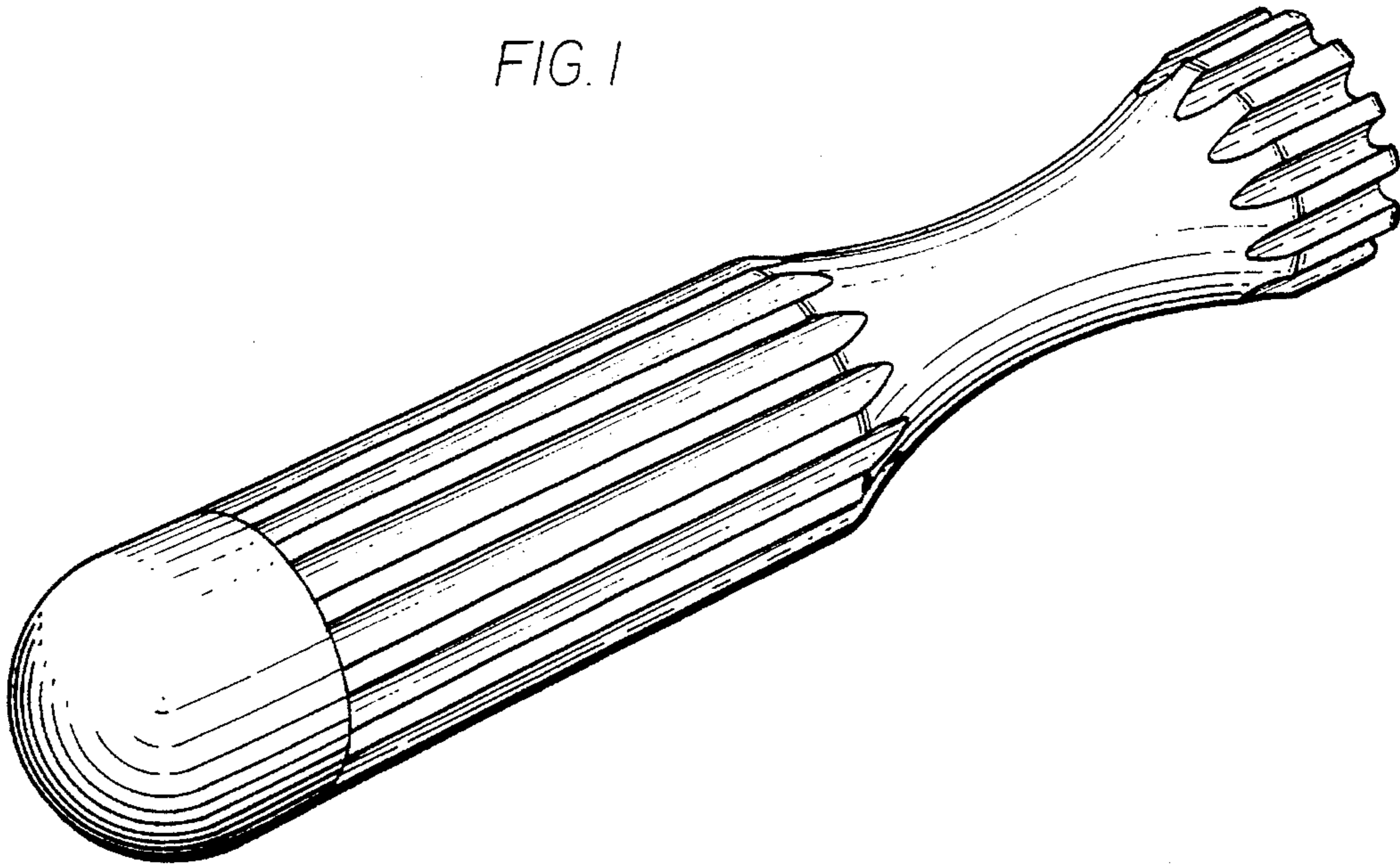


FIG. 2

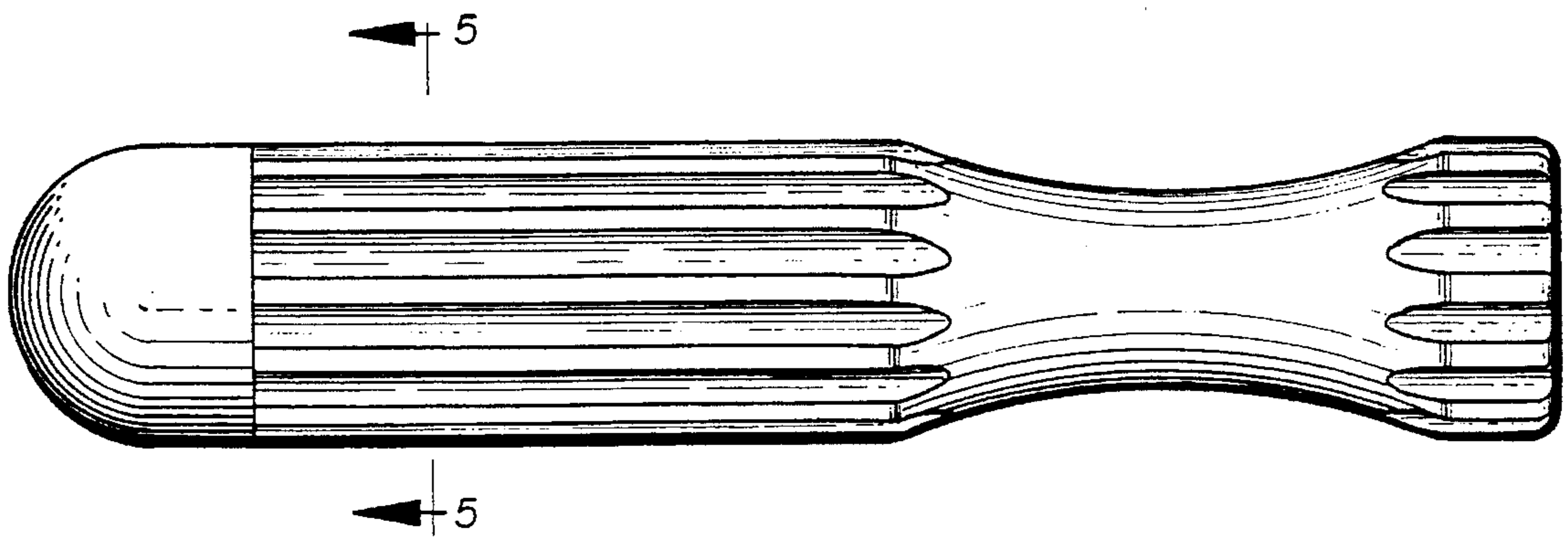


FIG. 3




FIG. 4

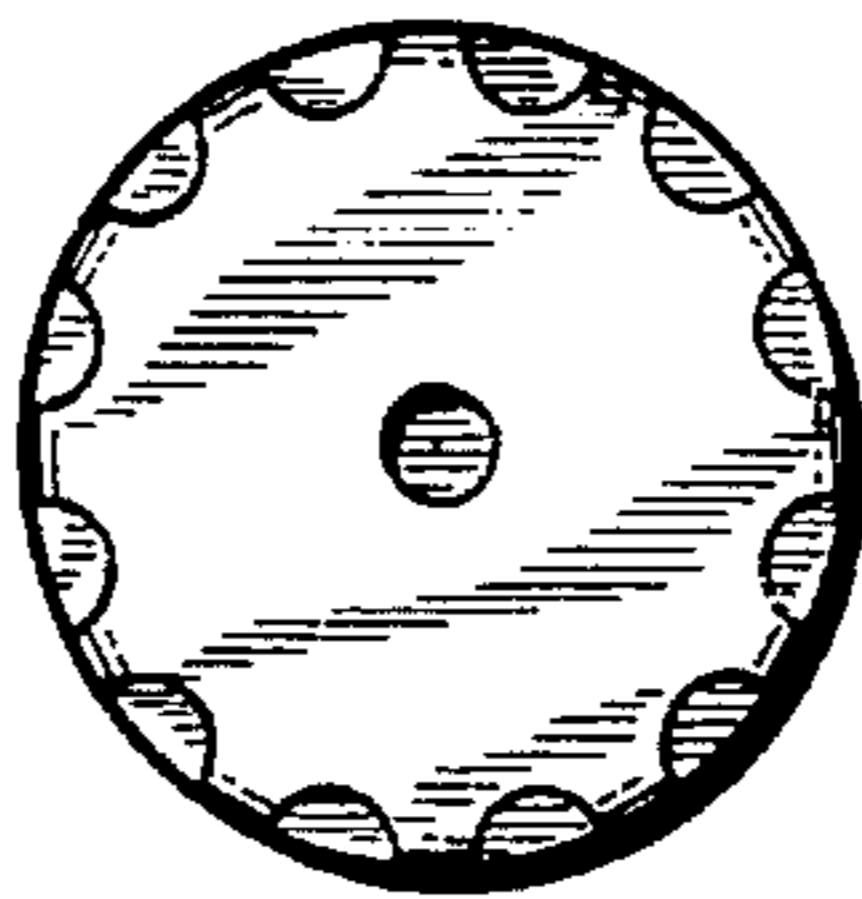


FIG. 5

