



US00D378178S

United States Patent [19]
Sawyer

[11] **Patent Number: Des. 378,178**
[45] **Date of Patent: **Feb. 25, 1997**

[54] **SHRIMP STEAMING TRAY**

[75] Inventor: **Derrell Sawyer**, Caddo Mills, Tex.

[73] Assignee: **Microperfect, Inc.**, Caddo Mills, Tex.

[**] Term: **14 Years**

[21] Appl. No.: **45,777**

[22] Filed: **Oct. 30, 1995**

Related U.S. Application Data

[63] Continuation of Ser. No. 254,785, Jun. 6, 1994.
[52] **U.S. Cl.** **D7/359**; D9/348
[58] **Field of Search** D7/357, 359, 554;
D9/341, 348, 345, 346, 456; 211/14; 217/26.5;
229/120.02; 220/507, 512; 426/108, 119,
129, 289, 293, 393, 524; 493/193, 206,
208, 210

[56] **References Cited**

U.S. PATENT DOCUMENTS

D. 209,607 12/1967 Lloyd D7/554 X
D. 222,436 10/1971 Kremkau et al. D9/345
D. 222,437 10/1971 Kremkau et al. D9/345
D. 351,996 11/1994 Kalvelage D9/341
D. 361,514 8/1995 Krupa et al. D7/357 X
2,920,968 1/1960 Grandy D9/345 X
3,152,915 10/1964 Cover et al. D9/345 X

Primary Examiner—Nelson C. Holtje
Assistant Examiner—Caron D. Veynar
Attorney, Agent, or Firm—Smith & Catlett, P.C.

[57] **CLAIM**

The ornamental design for a shrimp steaming tray, as shown and described.

DESCRIPTION

FIG. 1 is a bottom plan view of a shrimp steaming tray showing a first embodiment of my design;
FIG. 2 is a back-side elevational view of the first embodiment;
FIG. 3 is a left-side elevational view of the first embodiment;
FIG. 4 is a right-side elevational view of the first embodiment;
FIG. 5 is a front-side elevational view of the first embodiment;
FIG. 6 is a top plan view of the first embodiment;
FIG. 7 is a bottom plan view of a second embodiment of my design;
FIG. 8 is a back-side elevational view of the second embodiment;
FIG. 9 is a left-side elevational view of the second embodiment;
FIG. 10 is a right-side elevational view of the second embodiment;
FIG. 11 is a front-side elevational view of the second embodiment; and,
FIG. 12 is a top plan view of the second embodiment.

1 Claim, 4 Drawing Sheets

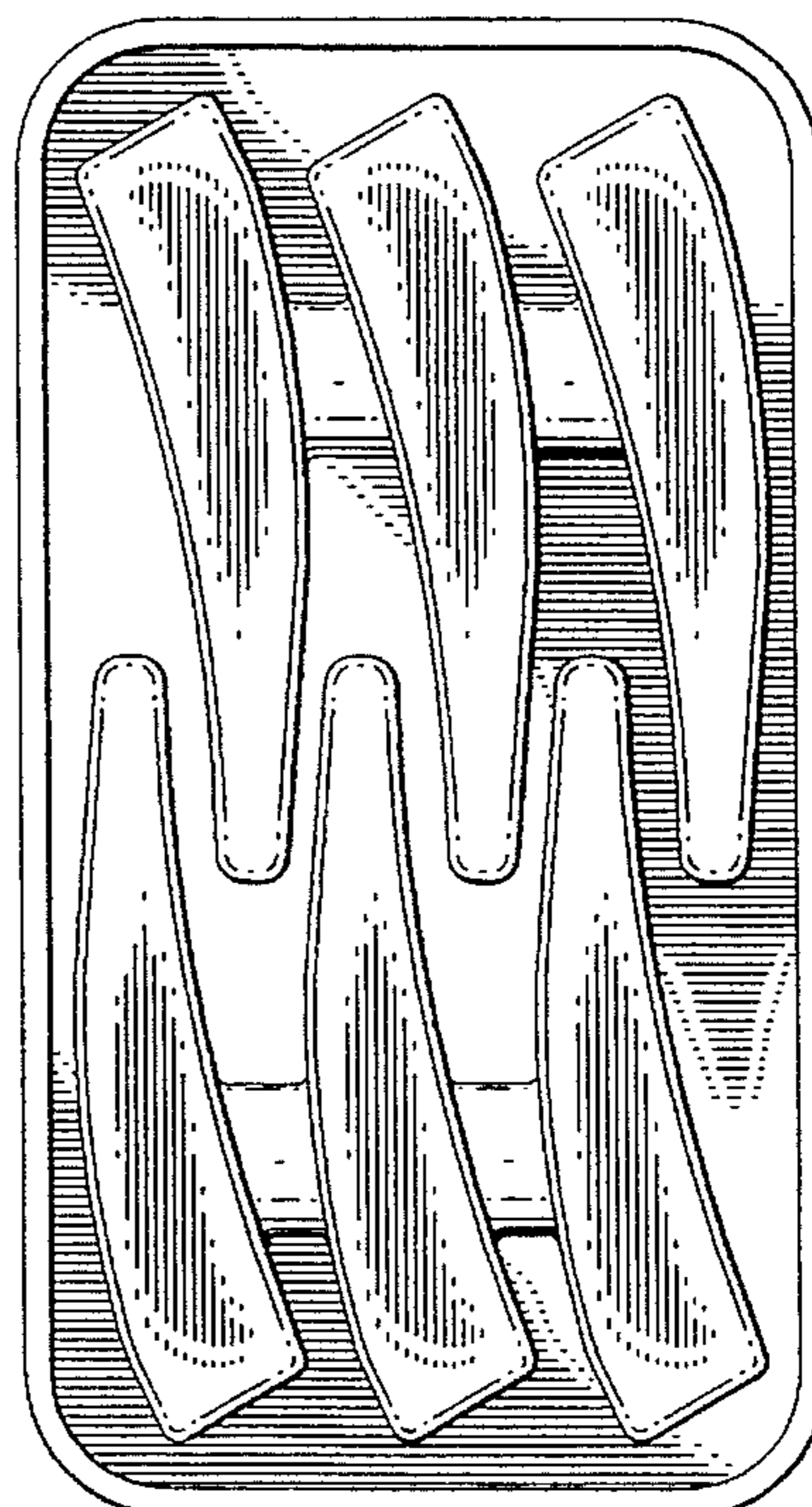
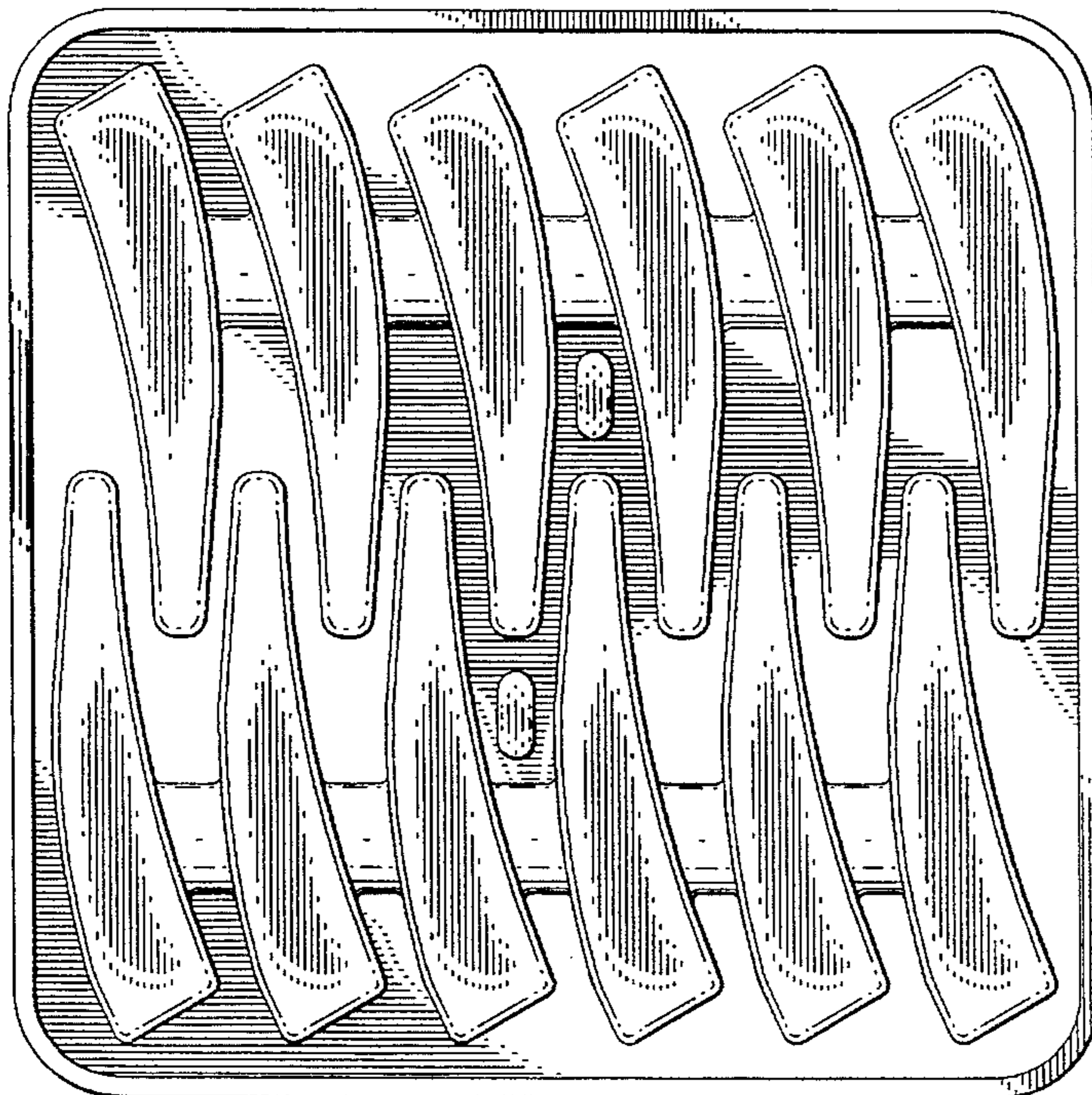


FIG. 2



FIG. 3

FIG. 1

FIG. 4

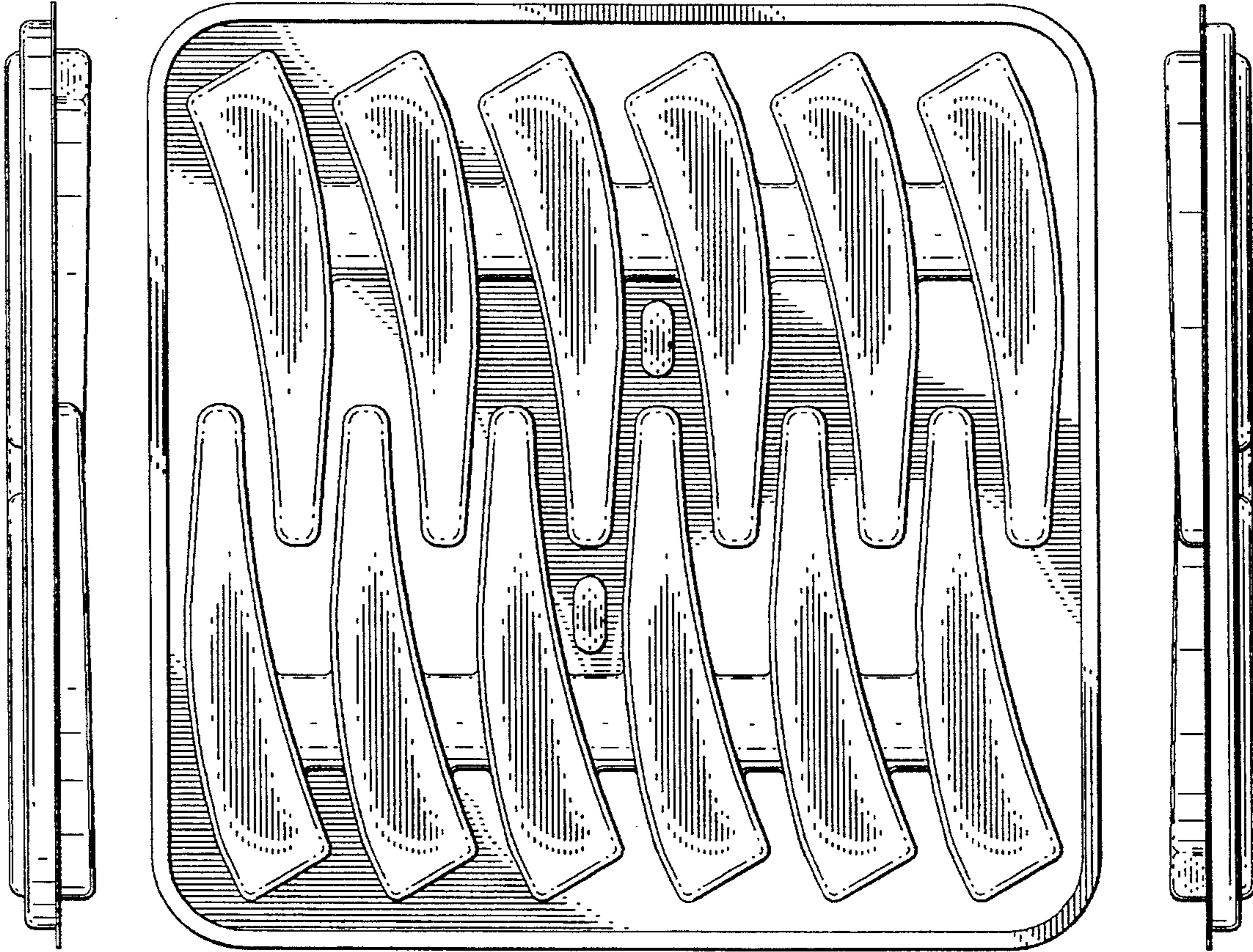


FIG. 5




FIG. 6

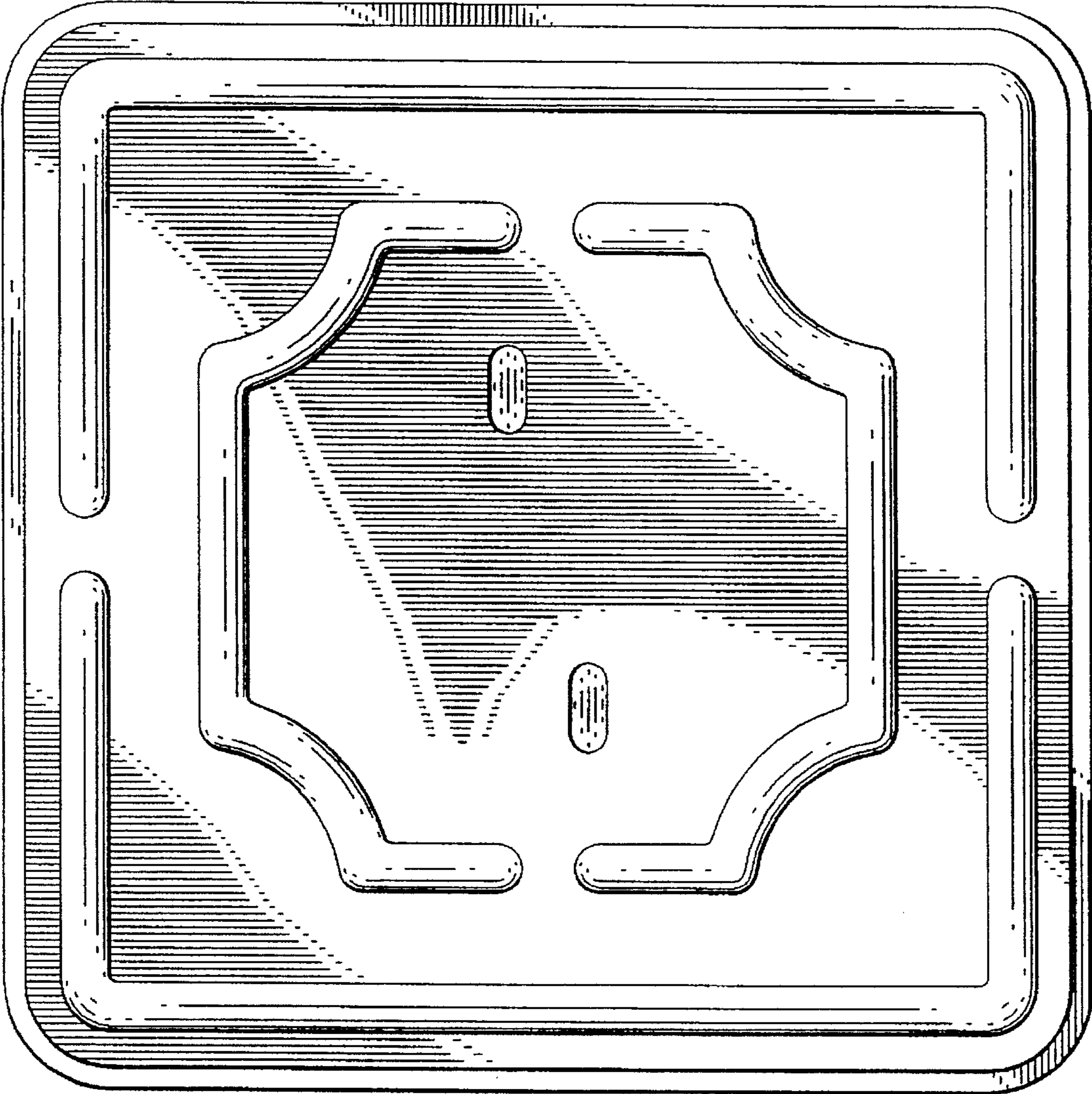


FIG. 8



FIG. 9




FIG. 7

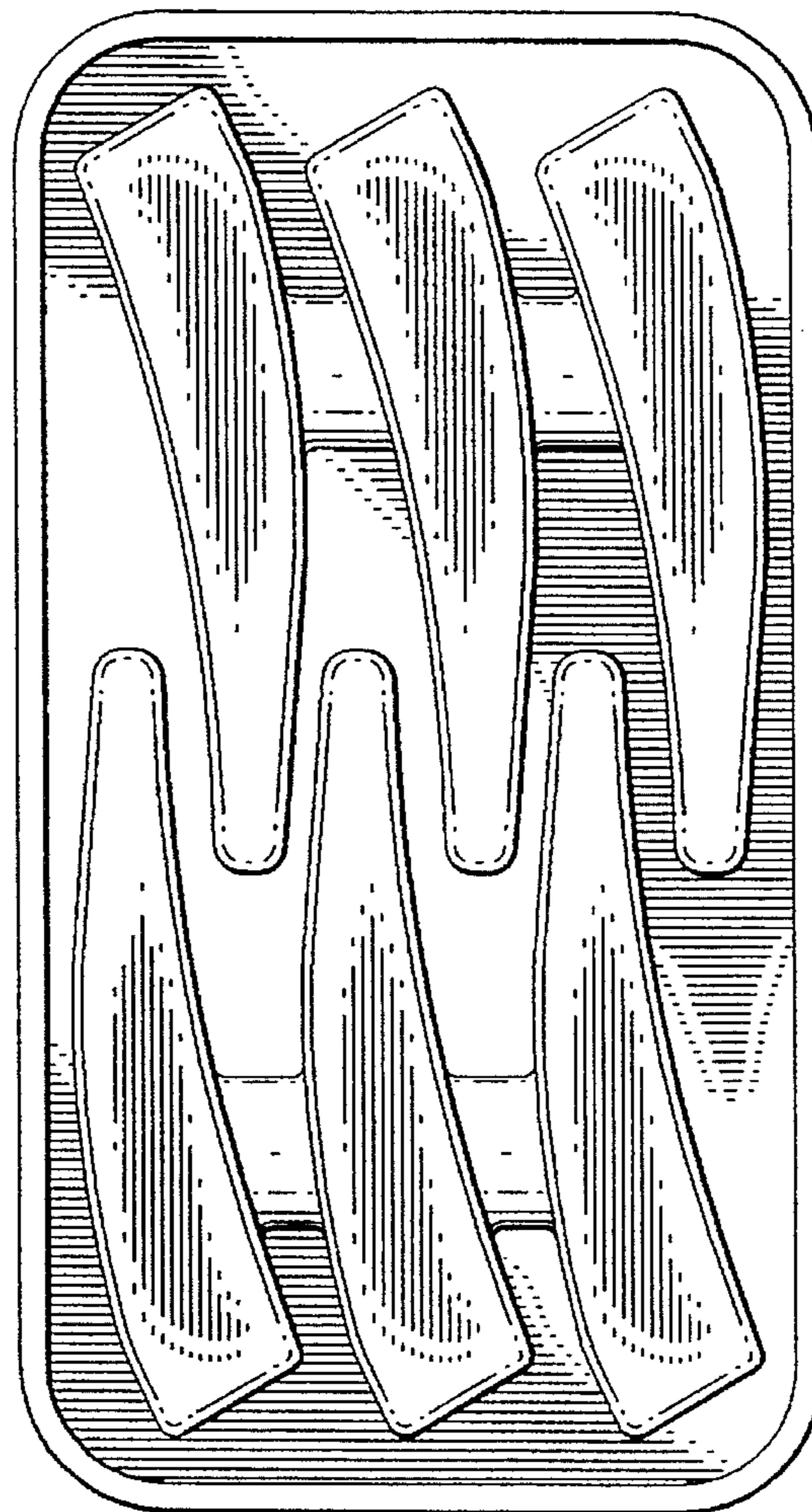


FIG. 10



FIG. 11



FIG. 12

