



US00D378141S

# United States Patent [19]

Yuen

[11] Patent Number: **Des. 378,141**

[45] Date of Patent: **\*\*Feb. 18, 1997**

[54] LANTERN

[75] Inventor: **Se K. Yuen**, Kowloon, Hong Kong

[73] Assignee: **John Manufacturing Ltd.**, Hong Kong, Hong Kong

[\*\*] Term: **14 Years**

[21] Appl. No.: **32,509**

[22] Filed: **Dec. 20, 1994**

### [30] Foreign Application Priority Data

Oct. 18, 1994 [GB] United Kingdom ..... 2042650

[52] U.S. Cl. .... **D26/42**

[58] Field of Search ..... D26/37, 40, 42, D26/46; 362/157, 158, 183, 186, 202, 203

### [56] References Cited

#### U.S. PATENT DOCUMENTS

D. 265,000 6/1982 Zeller ..... D26/42

D. 288,617 3/1987 Yuen ..... D26/42  
D. 295,448 4/1988 Yuen ..... D26/42  
3,331,958 7/1967 Adler ..... 362/157

*Primary Examiner*—Susan J. Lucas  
*Attorney, Agent, or Firm*—Blakely, Sokoloff, Taylor & Zafman


### [57] CLAIM

The ornamental design for lantern, as shown and described.

### DESCRIPTION

FIG. 1 is a perspective view thereof;  
FIG. 2 is a side elevation view thereof;  
FIG. 3 is a front elevation view thereof;  
FIG. 4 is an elevation view of the side opposite from the side shown in FIG. 2;  
FIG. 5 is a rear elevation view thereof;  
FIG. 6 is a top plan view thereof; and,  
FIG. 7 is a bottom plan view thereof.

**1 Claim, 3 Drawing Sheets**



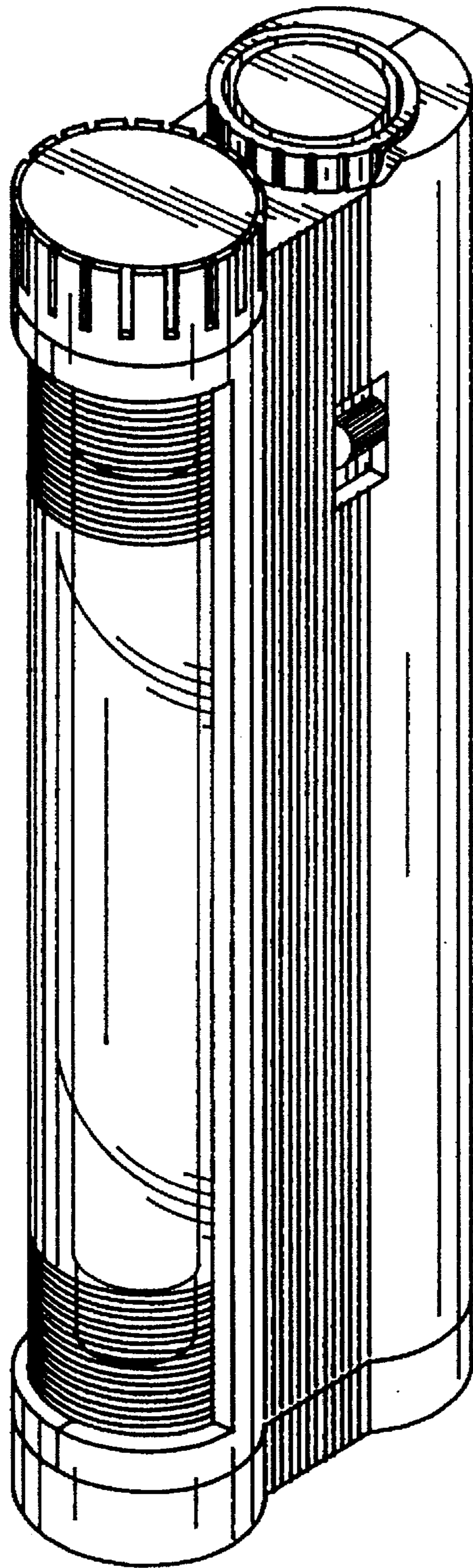


FIG. 1




FIG. 4




FIG. 3

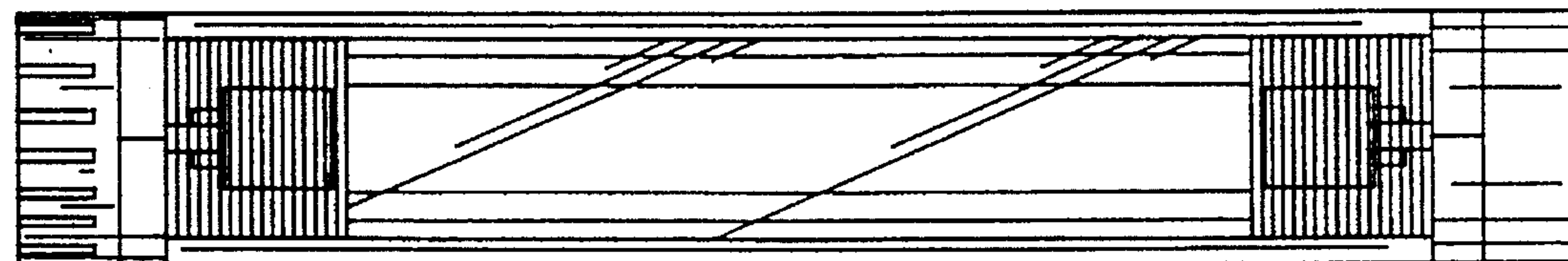


FIG. 2




FIG. 5

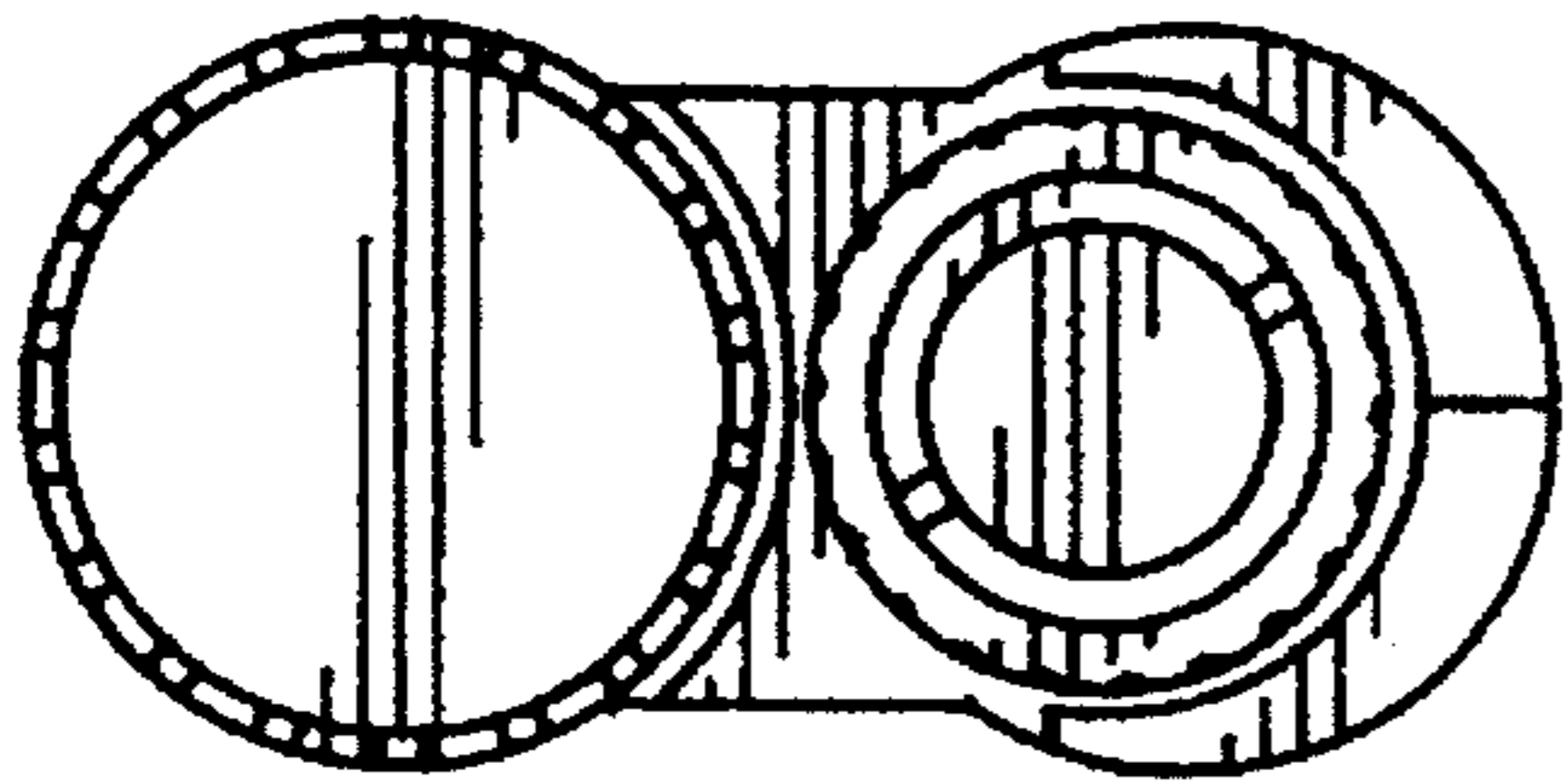


FIG. 6

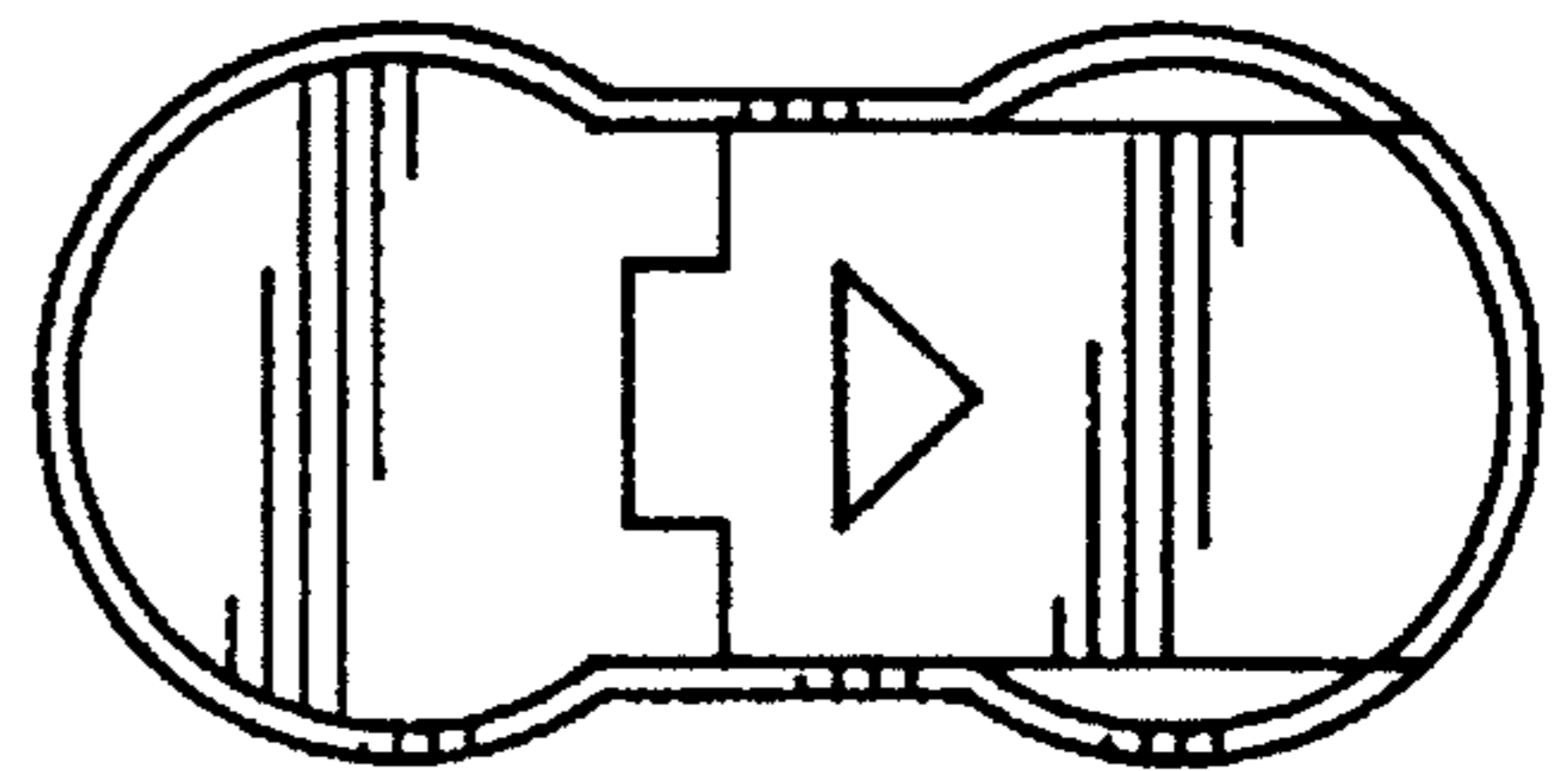


FIG. 7