



US00D378136S

United States Patent [19]

[11] Patent Number: **Des. 378,136**

Miller, Jr.

[45] Date of Patent: ****Feb. 18, 1997**

[54] **GRAIN BIN WITH SIDE WALLS HAVING INTEGRAL VERTICAL STIFFENERS AND AIR CONDUITS**

[75] Inventor: **George E. Miller, Jr.**, Raytown, Mo.

[73] Assignee: **Butler Manufacturing Company**, Kansas City, Mo.

[**] Term: **14 Years**

[21] Appl. No.: **46,540**

[22] Filed: **Nov. 20, 1995**

[52] U.S. Cl. **D25/14; D25/1; D25/31; D25/33**

[58] Field of Search **D25/1, 14, 18, D25/26, 31, 33, 56, 16; 52/192, 248; 454/182**

[56] **References Cited**

U.S. PATENT DOCUMENTS

D. 68,729	11/1925	Paige	D25/31
D. 141,498	6/1945	Norquist et al.	D25/14
D. 195,761	7/1963	McVicar et al.	D25/14
D. 220,615	5/1971	Thompson	D25/16
D. 234,132	1/1975	Varian	D25/31
957,381	5/1910	Rowland	454/182
1,191,863	1/1916	Williams .	
1,605,513	11/1926	Connery .	
1,977,391	10/1934	Kramer .	
1,996,004	3/1935	Fraser .	
3,196,774	7/1965	Kripal	454/182
3,299,598	1/1967	Alleaume .	

3,531,874	10/1970	Sukup .	
3,608,204	9/1971	Ashby .	
4,009,520	3/1977	Sukup .	
4,319,411	3/1982	Steffen .	
4,380,573	4/1983	Naslund .	
4,729,198	3/1988	Nethery	52/192
4,885,985	12/1989	Pollock .	

OTHER PUBLICATIONS

Butler Grain Bins "Armco-Ignot Long Life Line".

Primary Examiner—Louis S. Zarfes

Assistant Examiner—Gregory Andoll

Attorney, Agent, or Firm—Kokjer, Kircher, Bowman & Johnson

[57] **CLAIM**

The ornamental design for a grain bin with side walls having integral vertical stiffeners and air conduits, as shown and described.

DESCRIPTION

FIG. 1 is a front side elevational view of a grain bin with side walls having integral vertical stiffeners and air conduits according to the present invention;

FIG. 2 is a top plan view thereof;

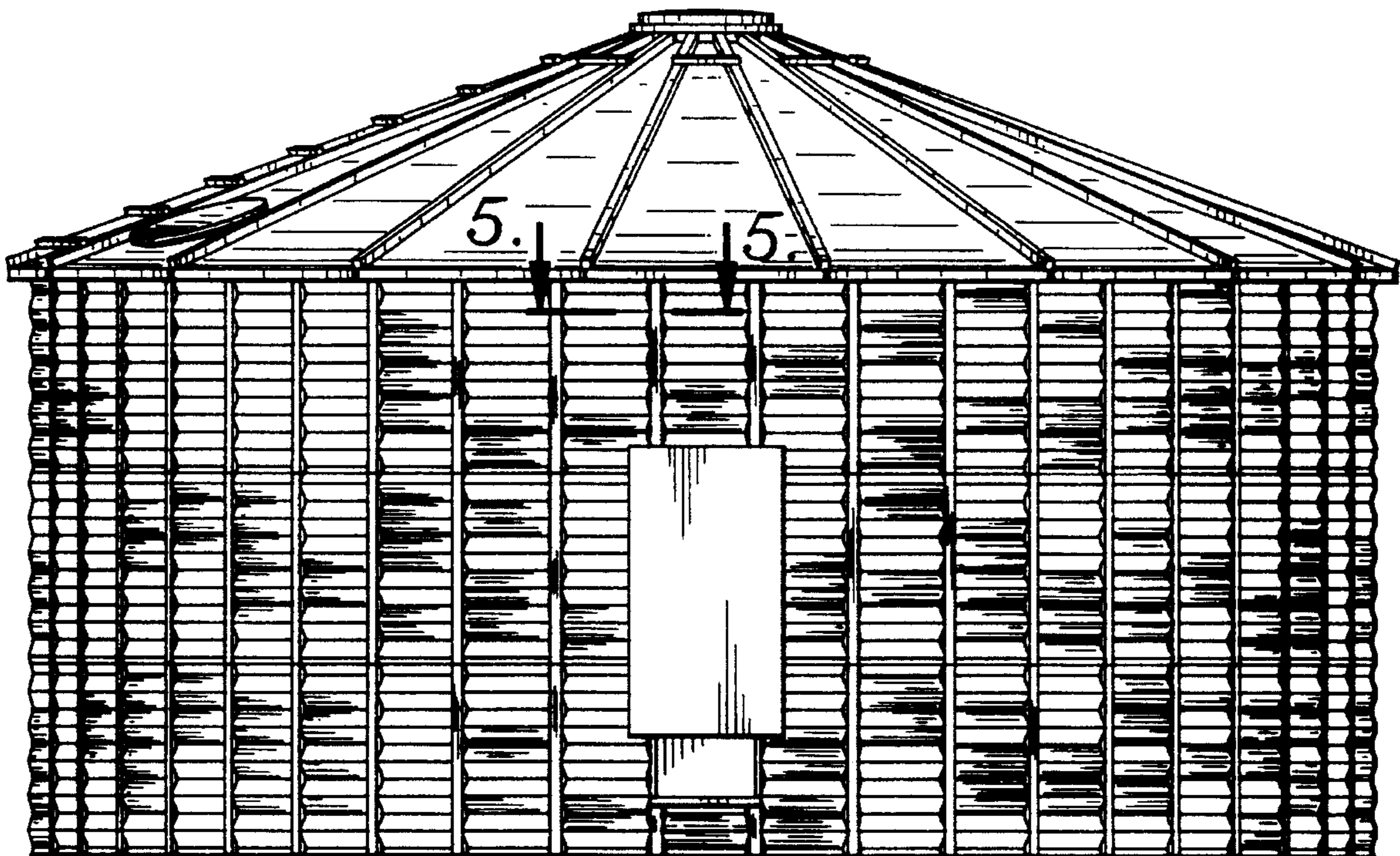
FIG. 3 is a right side elevational view thereof;

FIG. 4 is a rear side elevational view thereof;

FIG. 5 is a sectional view taken along lines 5—5 of FIG. 1; and,

FIG. 6 is a sectional view taken along lines 6—6 of FIG. 5.

1 Claim, 3 Drawing Sheets



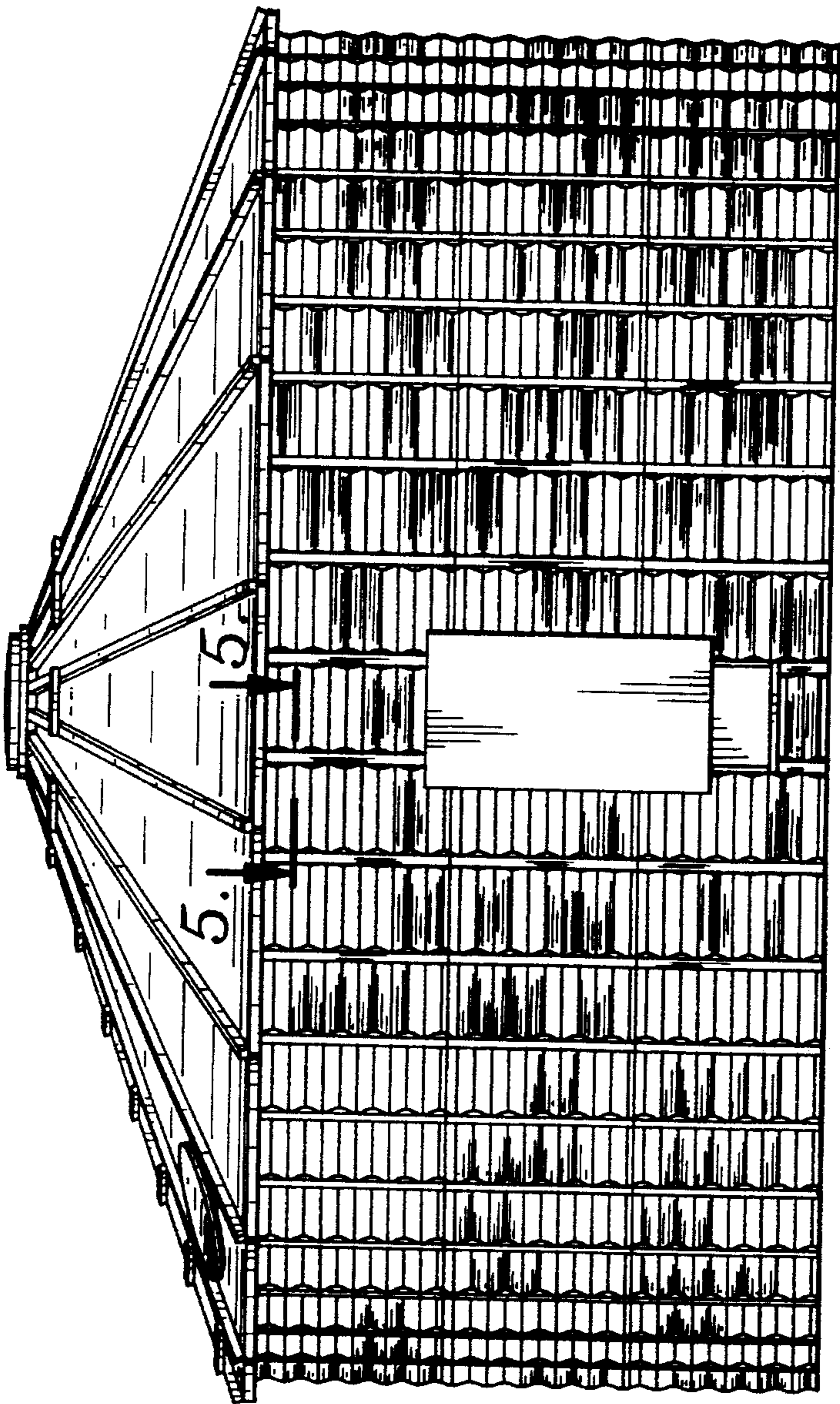


Fig. 1.



Fig. 6.

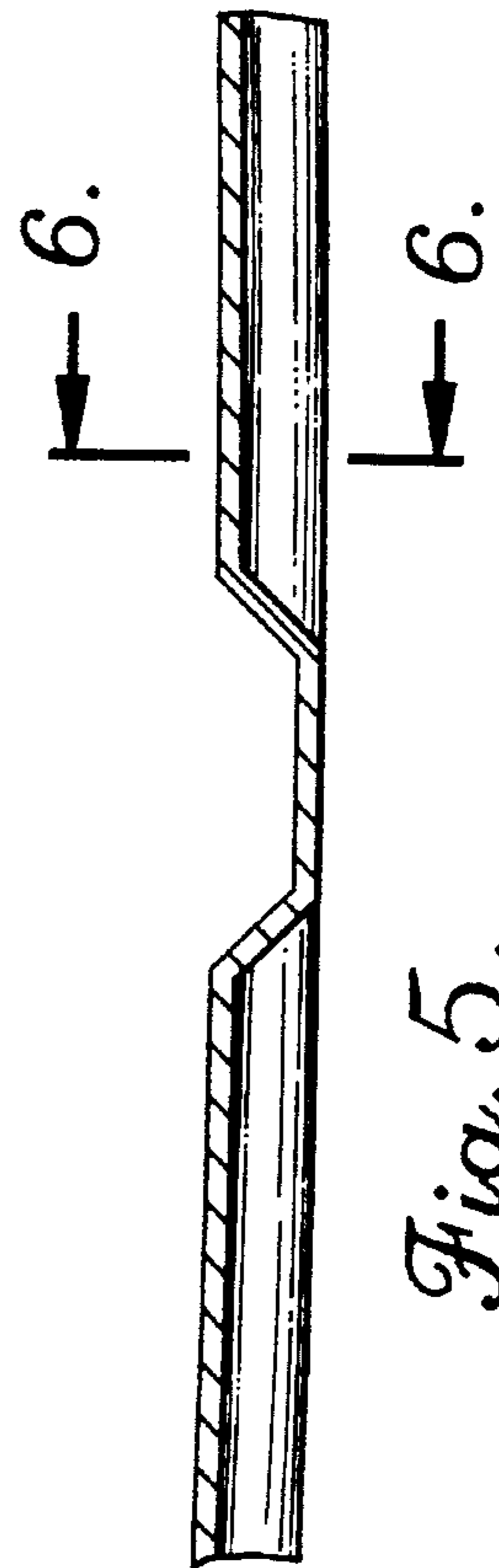


Fig. 5.

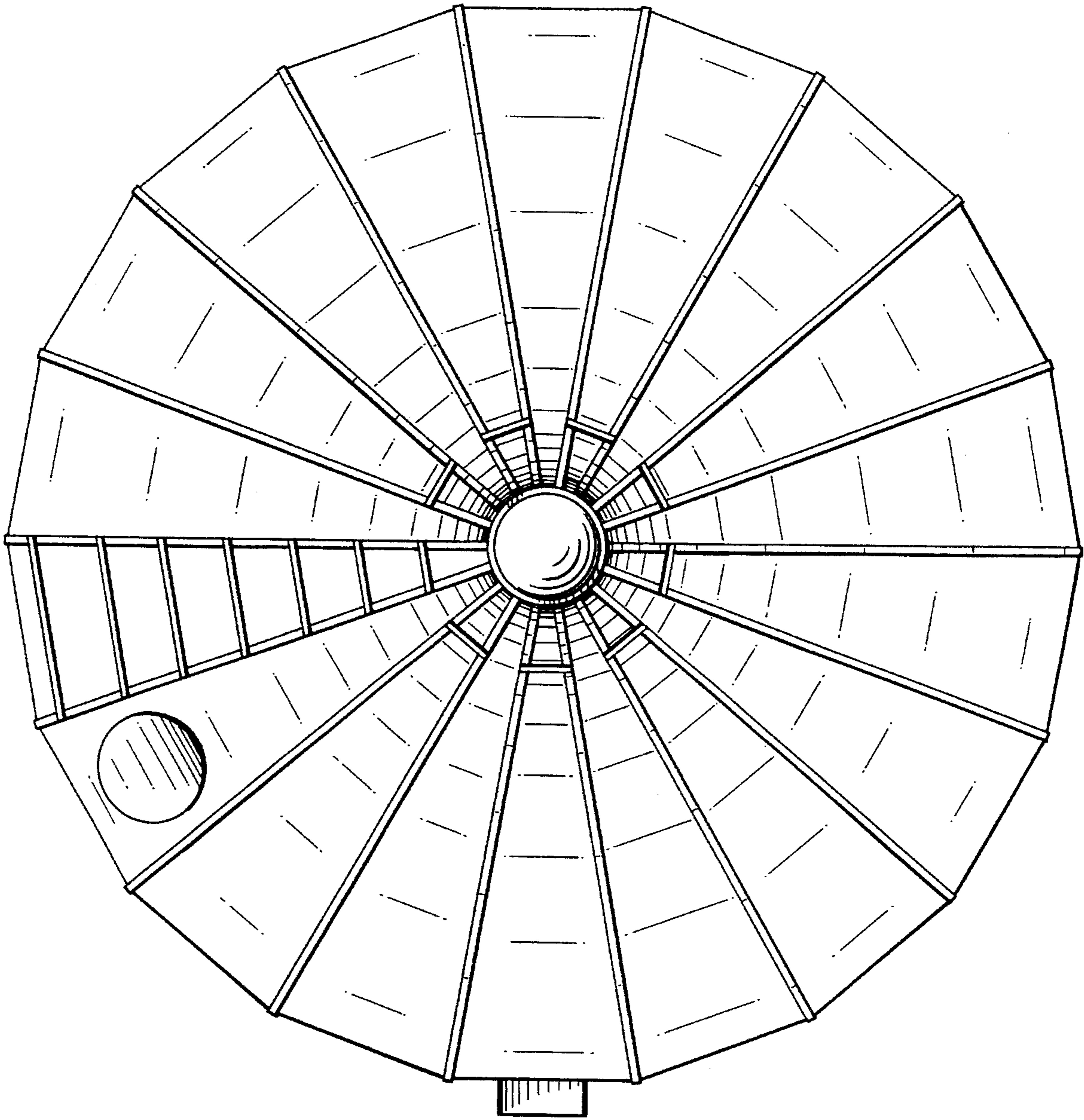


Fig. 2.

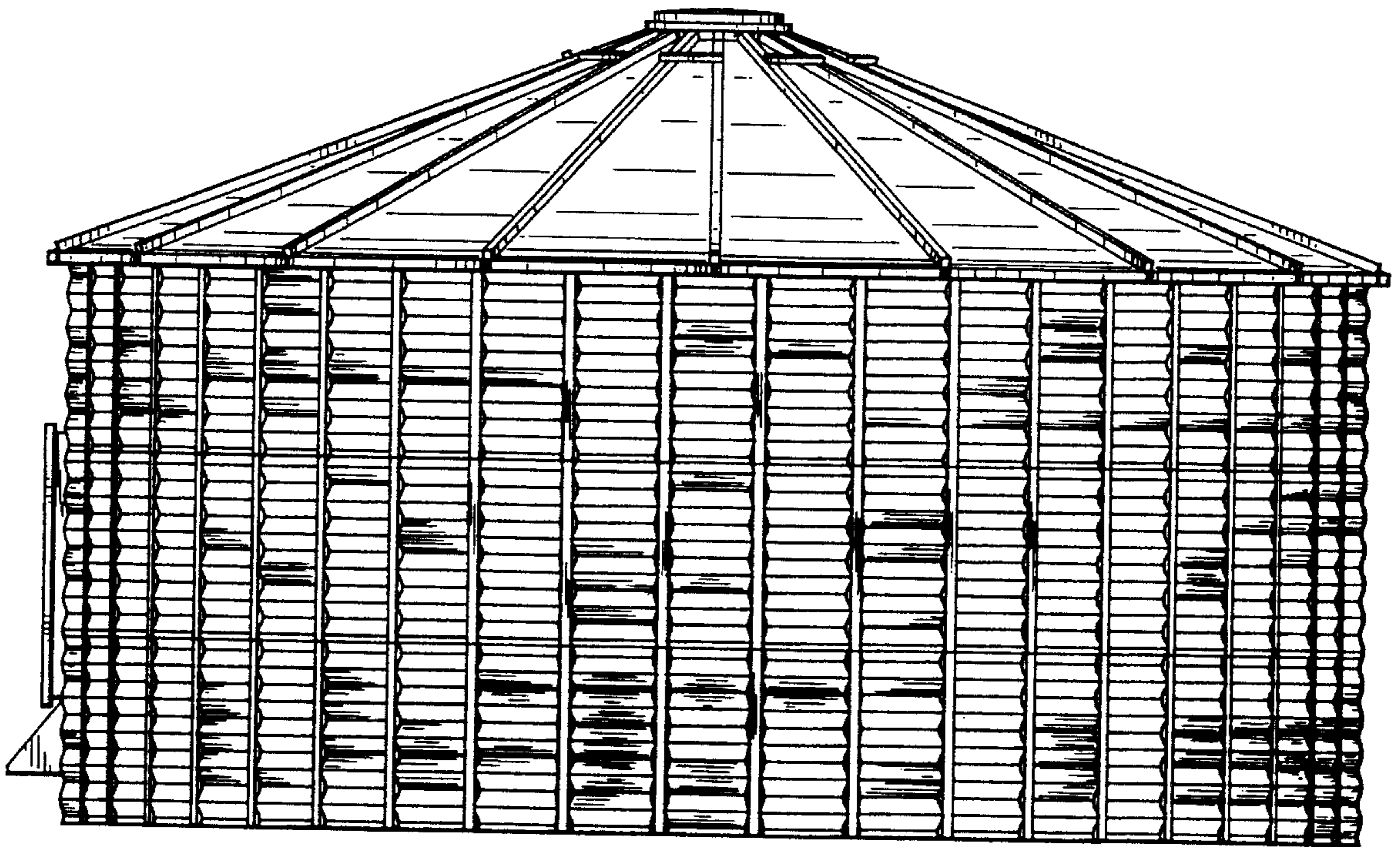


Fig. 3.

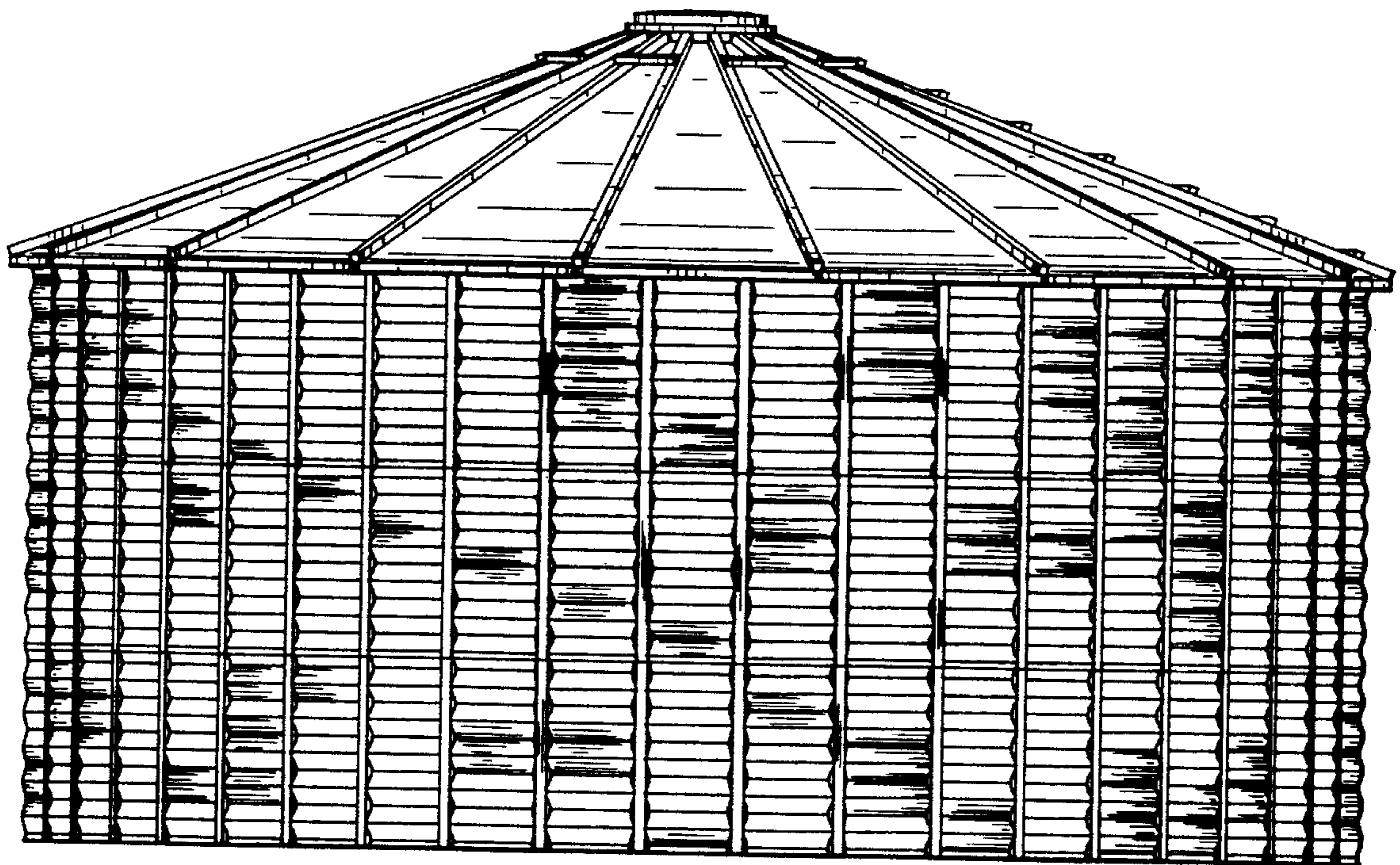


Fig. 4.