



US00D378117S

United States Patent [19]

[11] Patent Number: **Des. 378,117**

Aleamoni

[45] Date of Patent: ****Feb. 18, 1997**

[54] GOLF BALL MARKER

OTHER PUBLICATIONS

[76] Inventor: **Aran S. Aleamoni**, 6730 N. Camino Padre Isidoro, Tucson, Ariz. 85718

Brochure Advertisement for the McGaffer Ballmarker, 1991. (By Applicant).

[**] Term: **14 Years**

Primary Examiner—Prabhakar G. Deshmukh
Assistant Examiner—Cheri Cohen
Attorney, Agent, or Firm—Benman Collins & Sawyer

[21] Appl. No.: **44,683**

[22] Filed: **Sep. 29, 1995**

[57] CLAIM

[52] U.S. Cl. **D21/234**

The ornamental design for a golf ball marker, as shown and described.

[58] Field of Search D21/208, 234,
D21/205; 473/285, 406, 387-403, 386,
284, 408, 131, 278

DESCRIPTION

[56] References Cited

FIG. 1 is a perspective view of a golf ball marker, showing my new design;

U.S. PATENT DOCUMENTS

FIG. 2 is a left side elevational view thereof, the right side elevational view being identical thereto;

D. 288,258	2/1987	Oden	D21/208	X
D. 306,632	3/1990	Gouin	D21/234	
D. 306,874	3/1990	Lapin	D21/234	X
D. 312,292	11/1990	Retacco et al.	D21/234	
D. 319,862	9/1991	Lahger	D21/234	
D. 321,235	10/1991	Weber	D21/234	
D. 367,907	3/1996	Sandstrom et al.	D21/234	
1,679,579	8/1928	Lundy	473/401	X

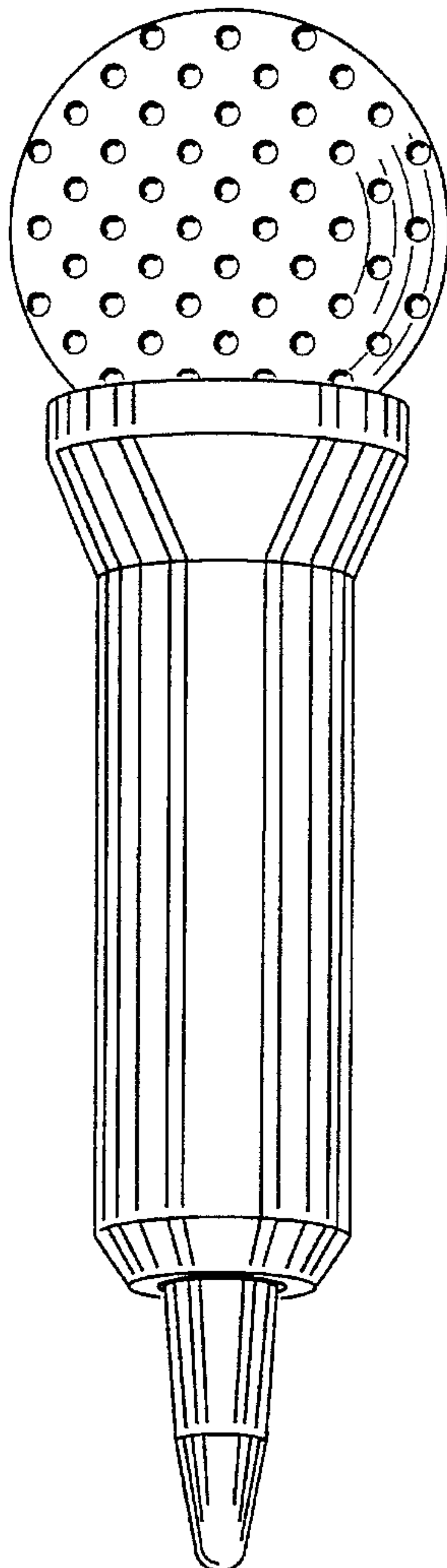
FIG. 3 is a front elevational view thereof, the rear elevational view being identical thereto;

FIG. 4 is a top plan view thereof; and,

FIG. 5 is a bottom plan view thereof.

FIGS. 2-5 are shown reduced for ease of illustration.

1 Claim, 1 Drawing Sheet



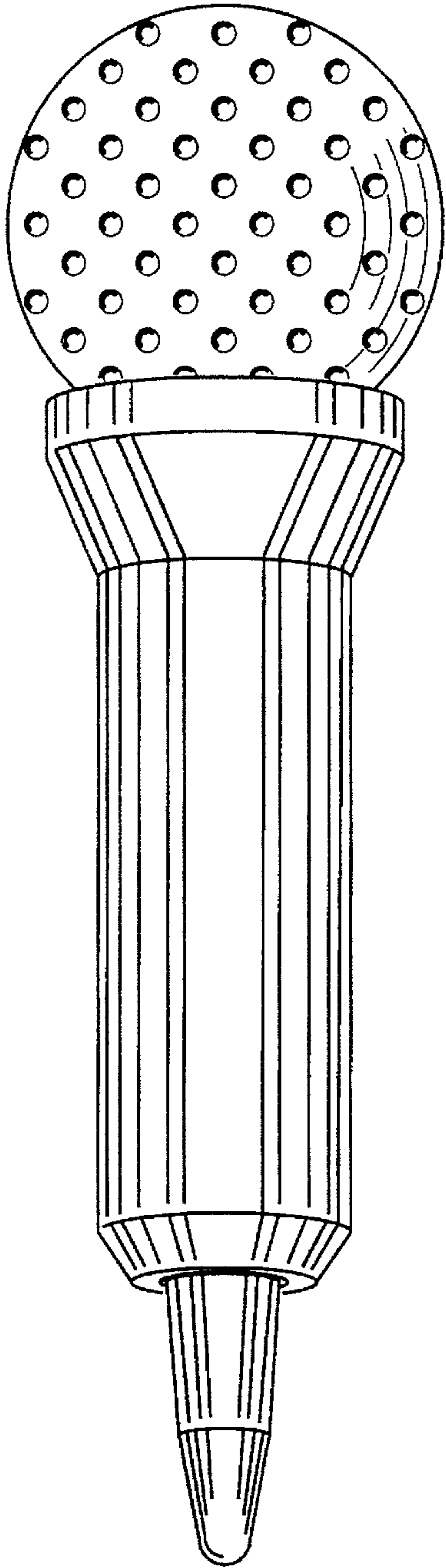


Fig. 1

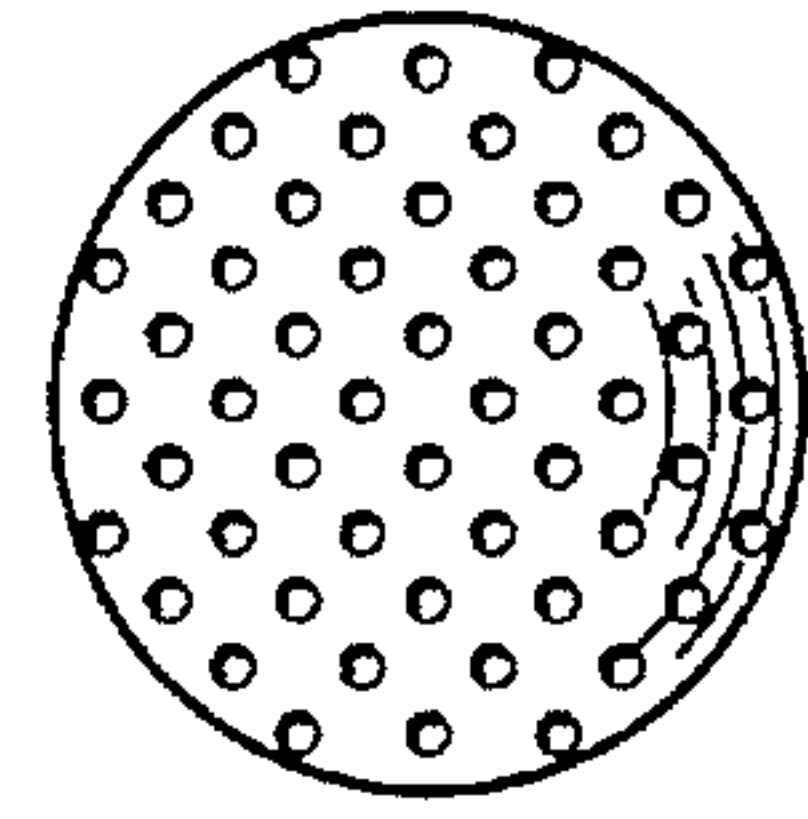


Fig. 4

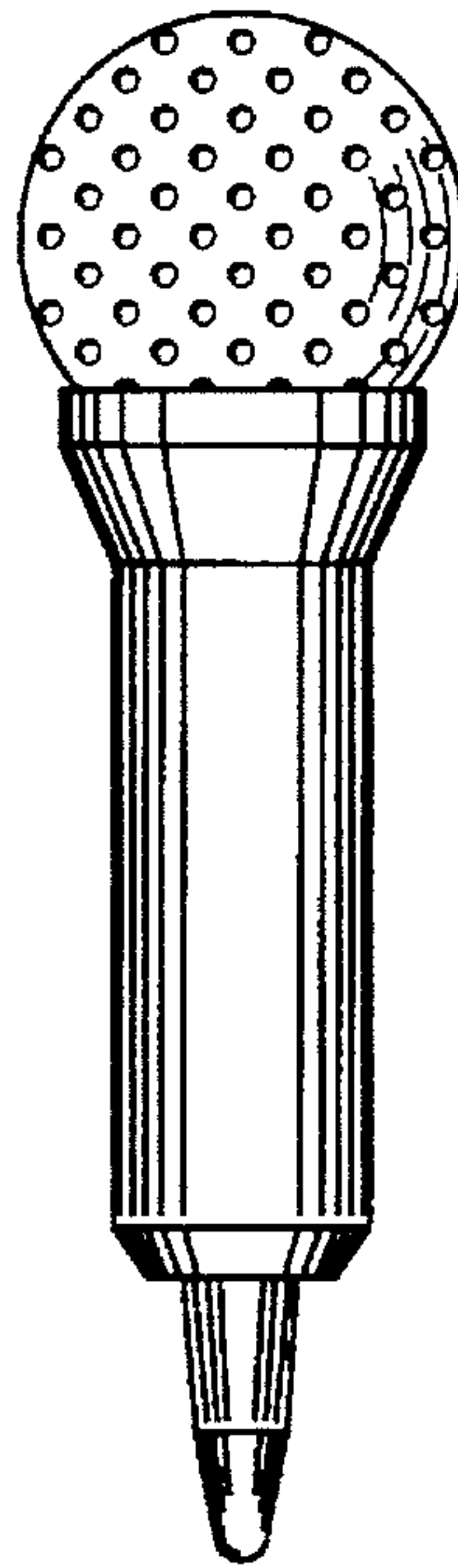


Fig. 2

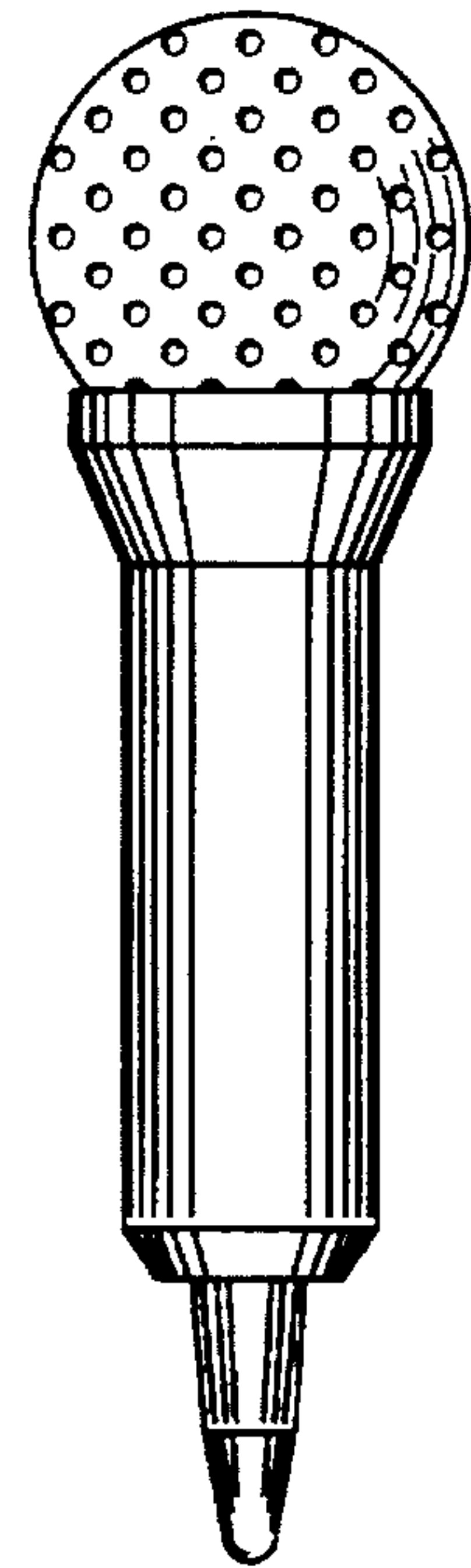


Fig. 3

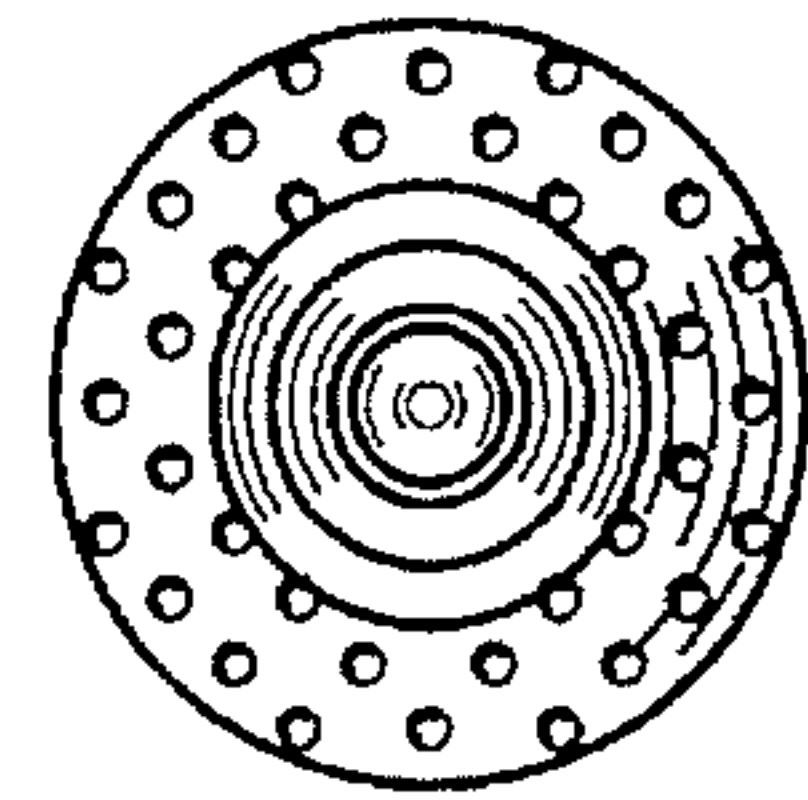


Fig. 5