



US00D378101S

# United States Patent [19]

Ito

[11] **Patent Number: Des. 378,101**

[45] **Date of Patent: \*\*Feb. 18, 1997**

[54] **TAPE CARTRIDGE FOR TAPE PRINTER**

5,419,648 5/1995 Nagao et al. .... 400/208

[75] Inventor: **Masafumi Ito**, Nagoya, Japan

### FOREIGN PATENT DOCUMENTS

[73] Assignee: **Brother Kogyo Kabushiki Kaisha**,  
Nagoya, Japan

0166572 7/1988 Japan ..... 400/208

[\*\*] Term: **14 Years**

*Primary Examiner*—Martie Thompson  
*Attorney, Agent, or Firm*—Oliff & Berridge

[21] Appl. No.: **42,062**

### [57] CLAIM

[22] Filed: **Jul. 31, 1995**

The ornamental design for a tape cartridge for tape printer,  
as shown and described.

### [30] Foreign Application Priority Data

### DESCRIPTION

Mar. 2, 1995 [JP] Japan ..... 7-5798

[52] **U.S. Cl.** ..... **D18/56**

[58] **Field of Search** ..... D18/12, 56; 400/208,  
400/234, 120, 613, 621; 156/387, DIG. 49

FIG. 1 is a top plan view of a tape cartridge for tape printer;  
FIG. 2 is a bottom plan view of the tape cartridge for tape  
printer;  
FIG. 3 is a front view of the tape cartridge for tape printer;  
FIG. 4 is a rear view of the tape cartridge for tape printer;  
FIG. 5 is a left side view of the tape cartridge for tape printer;  
FIG. 6 is a right side view of the tape cartridge for tape  
printer; and,  
FIG. 7 is a perspective view of the tape cartridge for tape  
printer.

### [56] References Cited

#### U.S. PATENT DOCUMENTS

- D. 352,305 11/1994 Cooper ..... D18/56 X
- D. 361,342 8/1995 Hattori et al. .... D18/56
- D. 362,015 9/1995 Uchiyama ..... D18/56
- 5,022,771 6/1991 Pague ..... 400/120

**1 Claim, 5 Drawing Sheets**




FIG. 1




FIG. 2




FIG. 3




FIG. 4




FIG. 5




FIG. 6




FIG. 7

