



US00D378088S

# United States Patent [19]

[11] **Patent Number: Des. 378,088**

**Ando**

[45] **Date of Patent: \*\*Feb. 18, 1997**

[54] **PORTABLE RADIO TELEPHONE**

D. 345,555 3/1994 Yokouchi et al. .... D14/138  
D. 346,164 4/1994 Shirakawa et al. .... D14/138

[75] Inventor: **Takaharu Ando**, Ryugasaki, Japan

*Primary Examiner*—Jeffrey Asch

[73] Assignee: **Kabushiki Kaisha Toshiba**, Kawasaki, Japan

*Attorney, Agent, or Firm*—Oblon, Spivak, McClelland, Maier & Neustadt, P.C.

[\*\*] Term: **14 Years**

### [57] CLAIM

[21] Appl. No.: **24,349**

The ornamental design for a portable radio telephone, as shown and described.

[22] Filed: **Jun. 13, 1994**

### DESCRIPTION

#### Related U.S. Application Data

[62] Division of Ser. No. 948,858, Sep. 15, 1992, Pat. No. Des. 355,182.

[52] U.S. Cl. .... **D14/138**

[58] Field of Search ..... D14/137, 138, D14/147, 148, 140, 142, 149–151, 240, 241, 247, 248; 379/419, 420, 428, 440, 435, 436, 433, 434, 58–61; D18/6, 7, 11

FIG. 1 is a front elevational view of a portable radio telephone showing my new design;

FIG. 2 is a right side elevational view thereof, the left side being a mirror image;

FIG. 3 is a front elevational view thereof with upper and lower units closed in a storage position;

FIG. 4 is a rear elevational view thereof, with upper and lower units closed in a storage position;

FIG. 5 is a top plan view thereof with upper and lower units closed in a storage position;

FIG. 6 is a rear elevational view thereof;

FIG. 7 is a top plan view thereof;

FIG. 8 is a bottom plan view thereof;

FIG. 9 is a left side view thereof with the upper and lower units closed in a storage position;

FIG. 10 is a bottom plan view thereof with the upper and lower units closed in a storage position; and,

FIG. 11 is a front, top and right side perspective view thereof.

#### [56] References Cited

##### U.S. PATENT DOCUMENTS

- D. 282,544 2/1986 Wu ..... D14/147
- D. 283,126 3/1986 Marshall ..... D14/147
- D. 306,298 2/1990 Sawada et al. .... D14/147 X
- D. 319,441 8/1991 Konno et al. .... D14/138 X
- D. 345,157 3/1994 Happo et al. .... D14/138
- D. 345,158 3/1994 Namba et al. .... D14/138
- D. 345,355 3/1994 Konno et al. .... D14/138
- D. 345,356 3/1994 Ando et al. .... D14/138

**1 Claim, 4 Drawing Sheets**

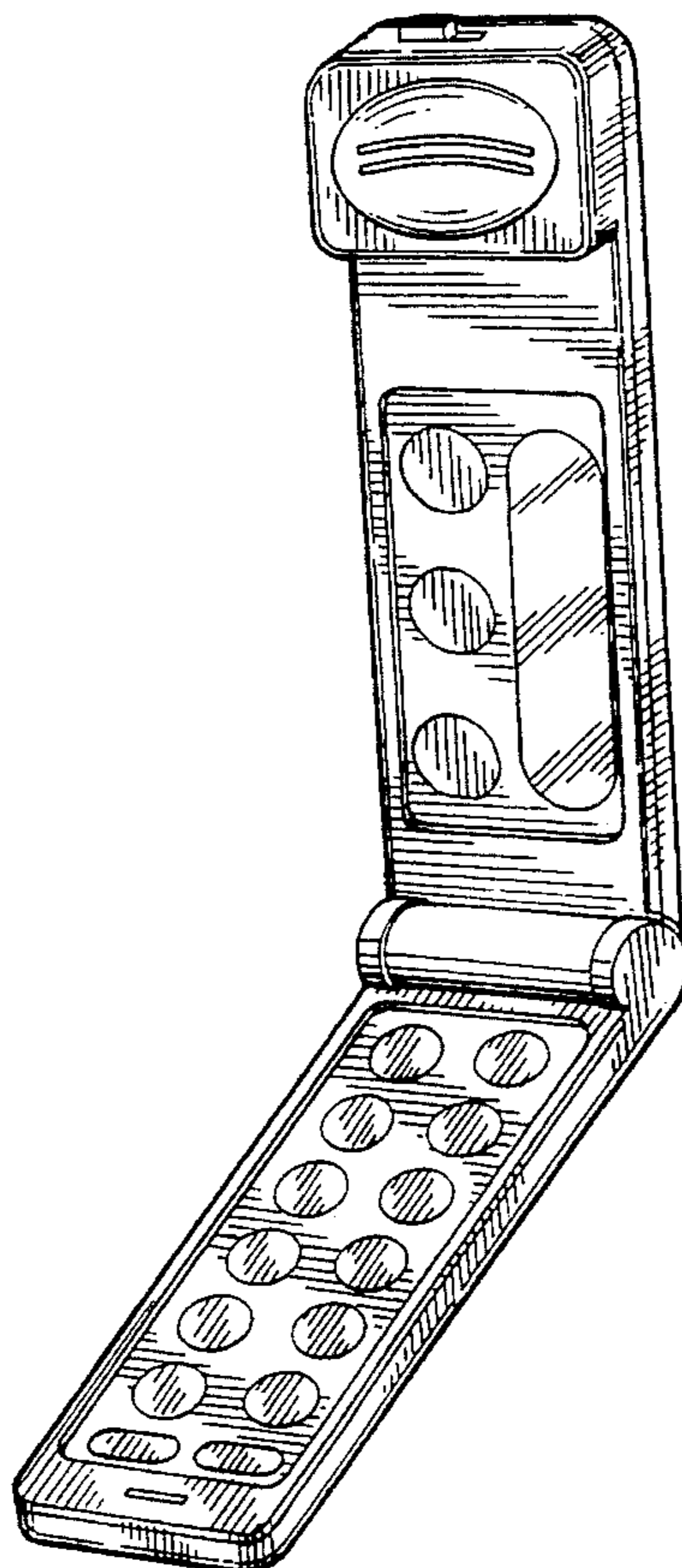


FIG. 1

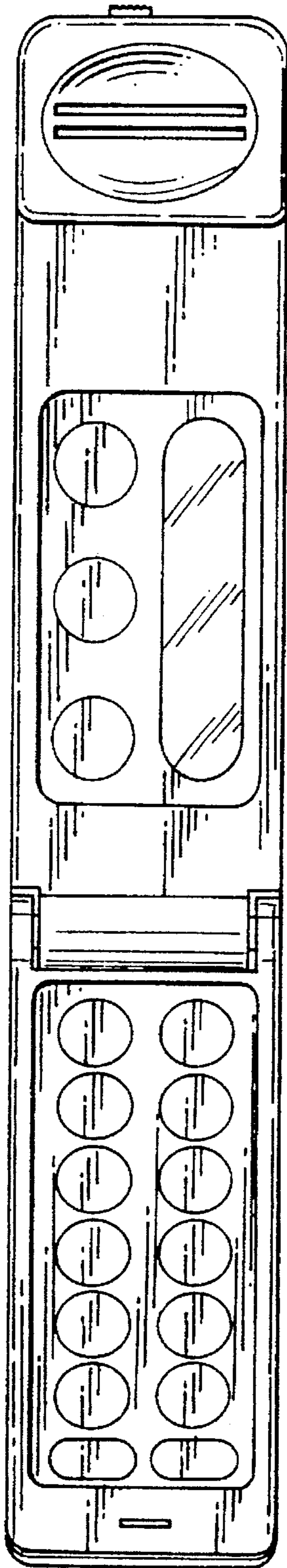


FIG. 2

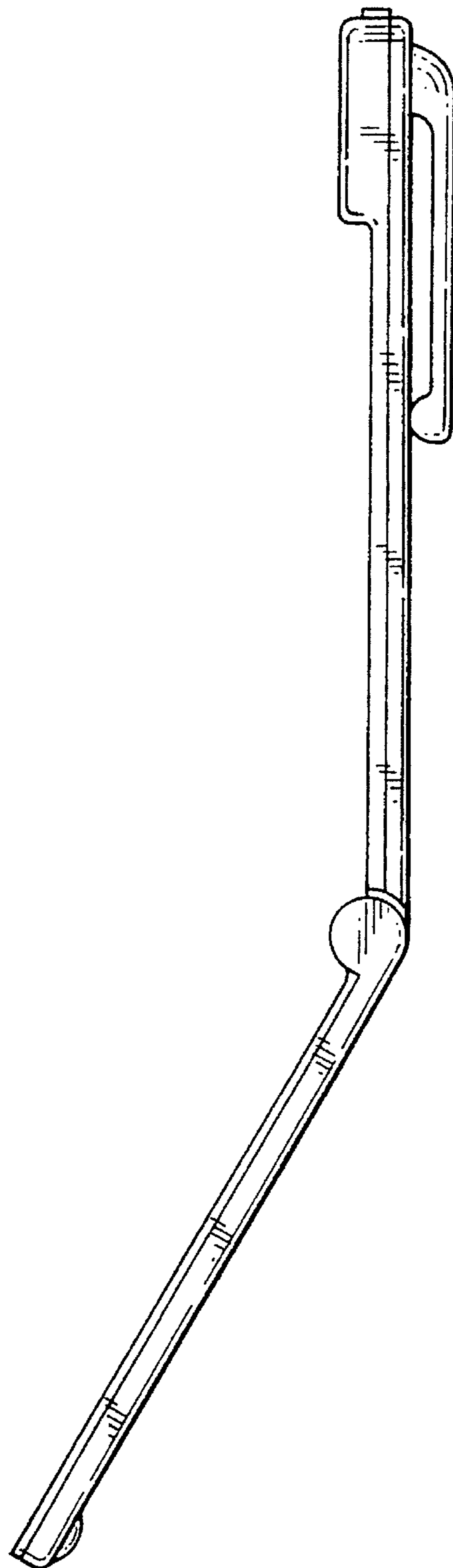


FIG. 3




FIG. 4

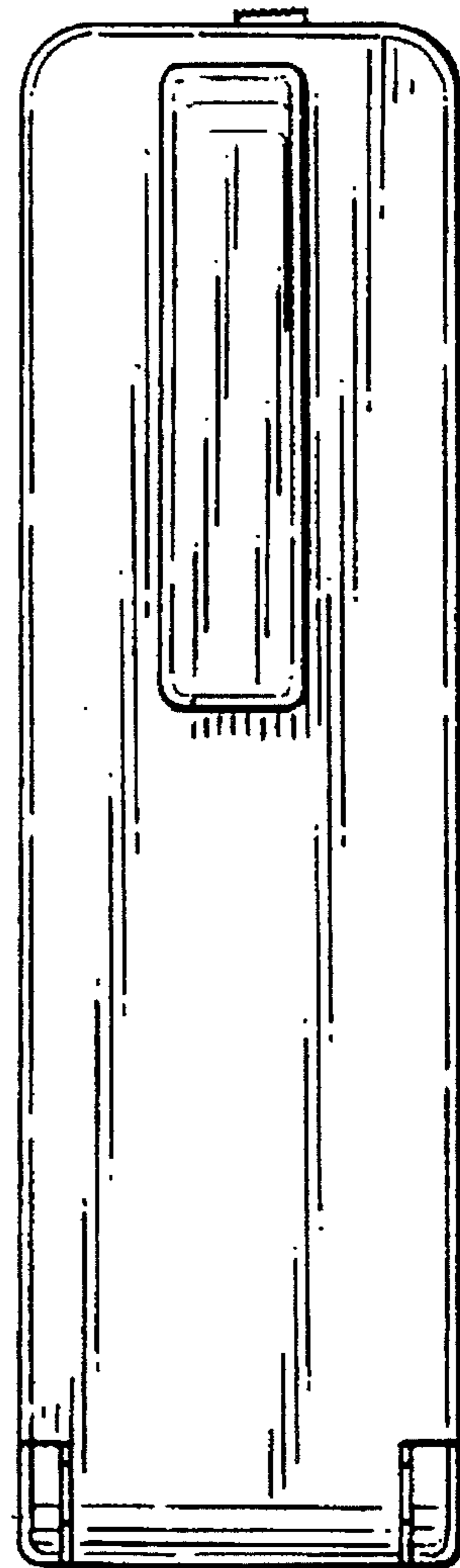


FIG. 5

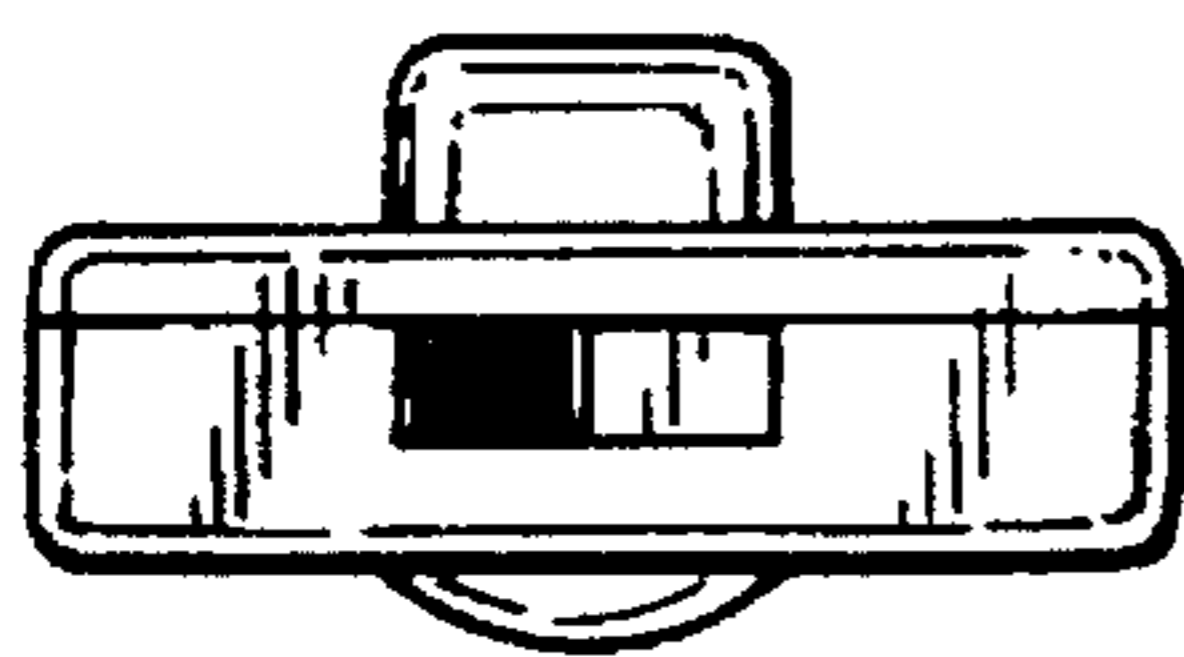


FIG. 6




FIG. 7




FIG. 8




FIG. 9

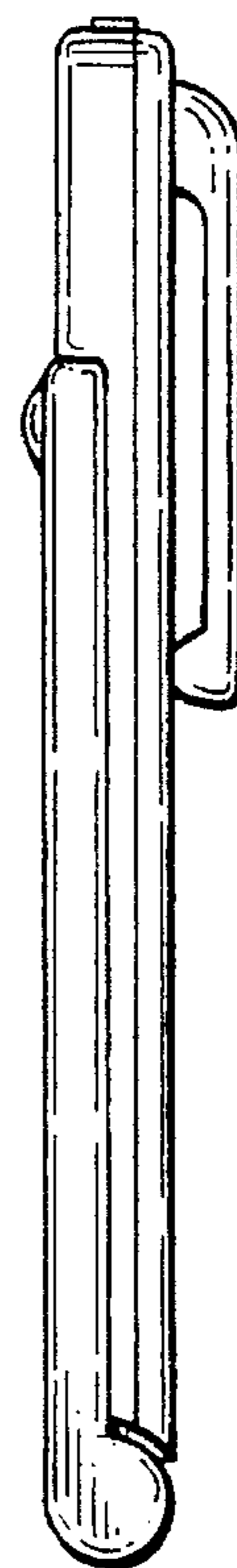
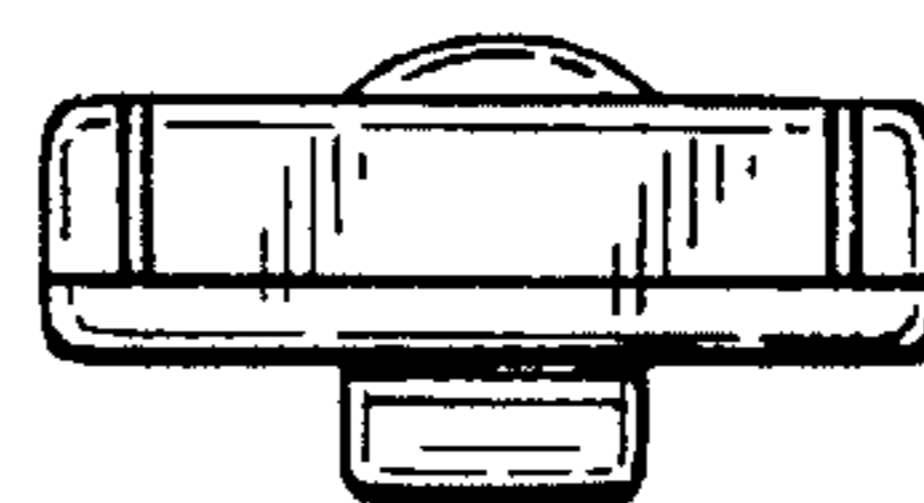


FIG. 10






FIG. 11