



US00D378074S

United States Patent [19]

[11] Patent Number: **Des. 378,074**

Sacco et al.

[45] Date of Patent: ****Feb. 18, 1997**

[54] **MOTOR VEHICLE**

Autocar & Motor, BMW 525i Touring, Apr. 1, 1992, pp. 42-43.

[75] Inventors: **Bruno Sacco; Josef Gallitzendoerfer**, both of Sindelfingen; **Peter Pfeiffer**, Boeblingen; **Hans-Dieter Futschik**, Echingen, all of Germany

Primary Examiner—M. H. Tung
Attorney, Agent, or Firm—Evenson, McKeown, Edwards & Lenahan, P.L.L.C.

[73] Assignee: **Mercedes-Benz AG**, Stuttgart, Germany

[57] **CLAIM**

[**] Term: **14 Years**

The ornamental design for a motor vehicle, as shown and described.

[21] Appl. No.: **20,357**

DESCRIPTION

[22] Filed: **Mar. 25, 1994**

[30] **Foreign Application Priority Data**

FIG. 1 is a front view of a motor vehicle according to our novel design;

Sep. 25, 1993 [DE] Germany 93 07 492.1

FIG. 2 is a rear view of a motor vehicle a according to our novel design;

[52] **U.S. Cl.** **D12/91**

FIG. 3 is a left side view of a motor vehicle according to our novel design;

[58] **Field of Search** D12/82-3, 86,
D12/88-92; D21/78; 296/185-6

FIG. 4 is a right side view of a motor vehicle according to our novel design;

[56] **References Cited**

U.S. PATENT DOCUMENTS

- D. 332,587 1/1993 Halbert et al. D12/91
- D. 340,680 10/1993 Campbell et al. D12/91
- D. 354,258 1/1995 Ikeda et al. D12/91

FIG. 5 is a left-front perspective view of a motor vehicle according to our novel design;

OTHER PUBLICATIONS


- Autocar & Motor, Audi S4 4.2 and M5, Jan. 27, 1993.
- Autocar & Motor, Mercedes-Benz 200T, Oct. 7, 1992, p. 69.
- Autocar & Motor, Mercedes-Benz 200TE 1989/F, Nov. 25, 1992, p. 17.

FIG. 6 is left-rear perspective view of a motor vehicle according to our novel design; and,

FIG. 7 is a top view of a motor vehicle according to our novel design.

The broken line illustrations are for illustrative purposes only and form no part of the claimed design.

1 Claim, 5 Drawing Sheets



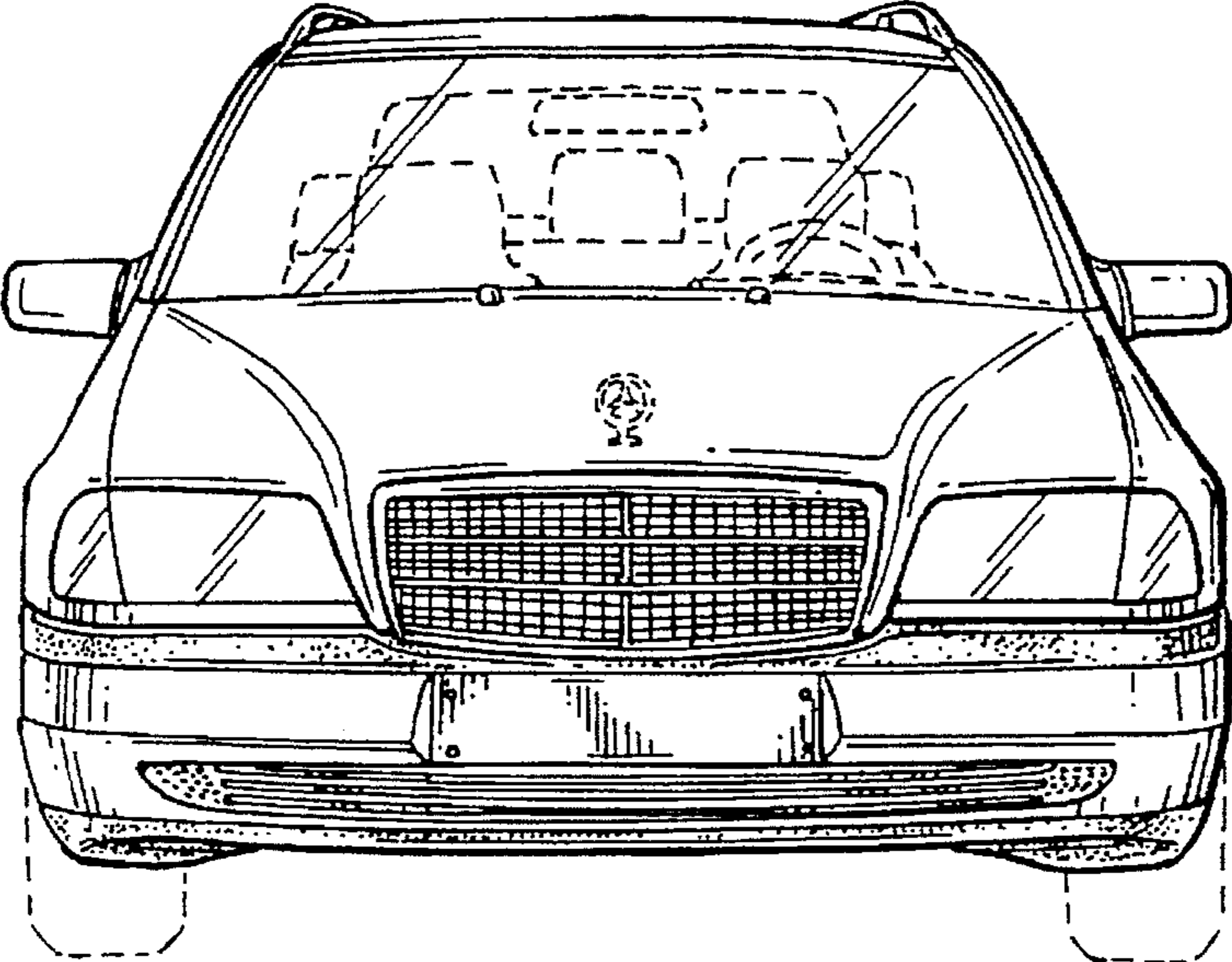


FIG. 1




FIG. 2

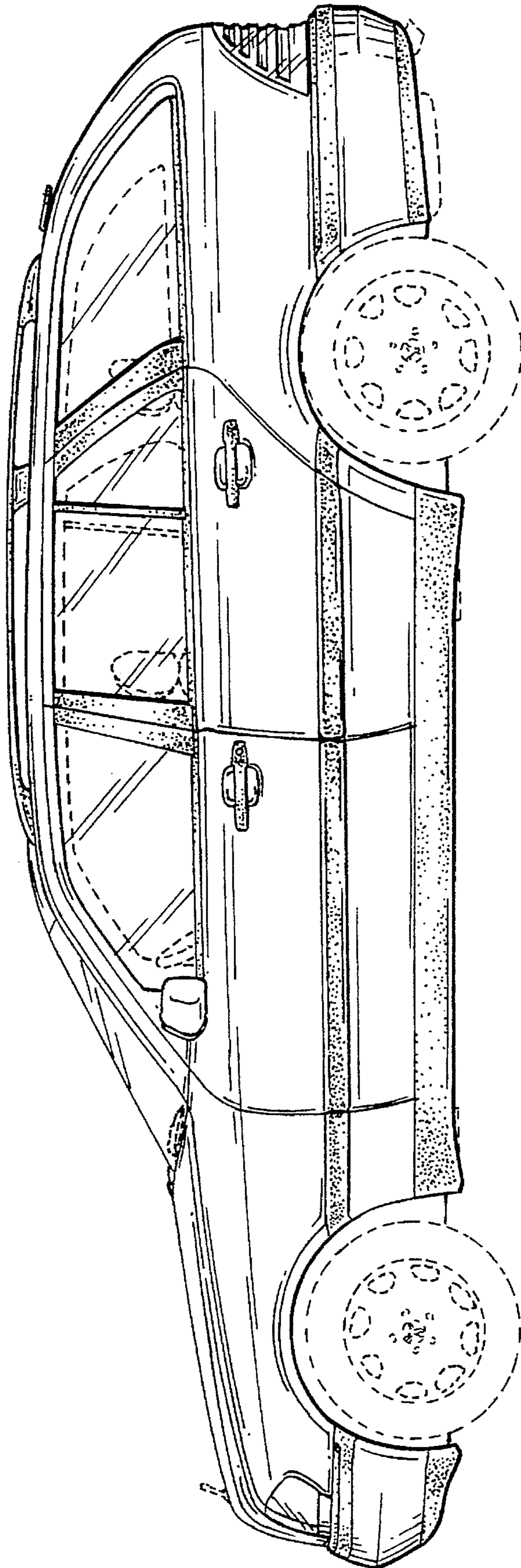


FIG. 3

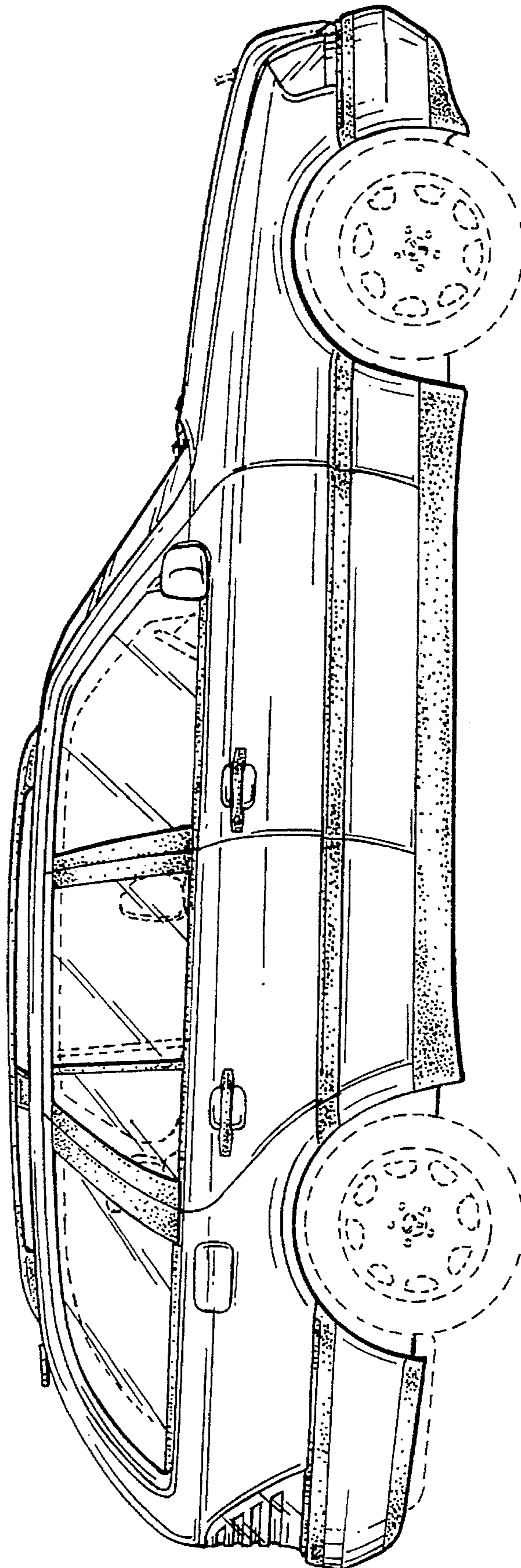


FIG. 4




FIG. 5




FIG. 6

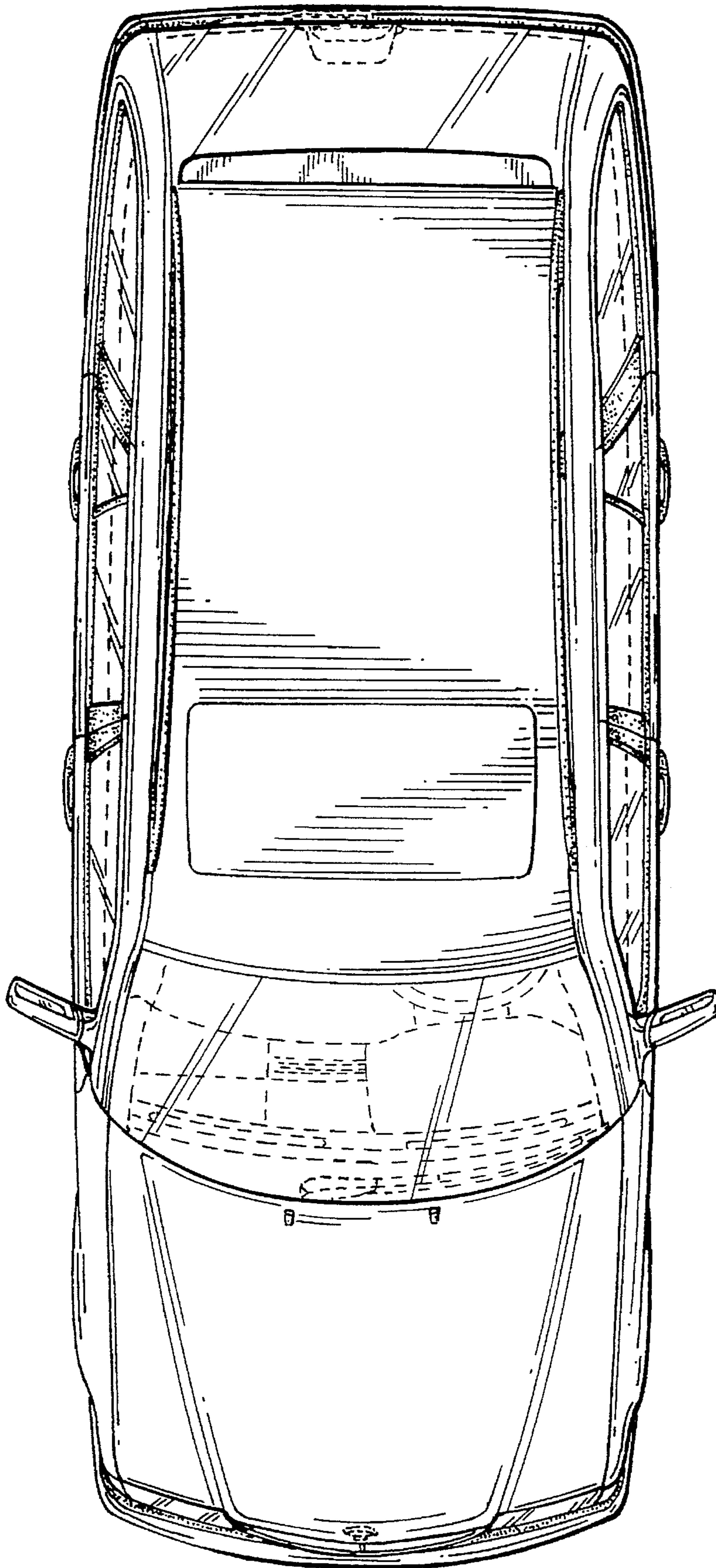


FIG. 7