



US00D378068S

United States Patent [19]

[11] Patent Number: **Des. 378,068**

Davis et al.

[45] Date of Patent: ****Feb. 18, 1997**

[54] **DIRECTIONAL SIGN**

D. 337,129 7/1993 Sandy D20/10
D. 360,846 8/1995 Kallionpaa D10/114

[76] Inventors: **Ray D. Davis; Birdell Davis**, both of
5145 NW. 5th Ave., Miami, Fla.
33127-2138

Primary Examiner—Marcus A. Jackson
Attorney, Agent, or Firm—J. Sanchelima

[**] Term: **14 Years**

[57] **CLAIM**

[21] Appl. No.: **47,866**

The ornamental design for a directional sign, as shown and described.

[22] Filed: **Dec. 13, 1995**

DESCRIPTION

[52] U.S. Cl. **D10/114; D20/10**

[58] Field of Search D10/109, 111,
D10/114, 115; D20/10, 99; 116/63 C, 63 P;
40/584, 606, 607, 608, 624

FIG. 1 shows a front elevational view of a directional sign showing our new design;

FIG. 2 is a top view thereof;

FIG. 3 is a bottom view thereof;

FIG. 4 is an elevational rear view thereof;

FIG. 5 is an elevational side view thereof; and,


FIG. 6 is an elevational side view thereof.

[56] References Cited

U.S. PATENT DOCUMENTS

D. 92,641 7/1934 Adler, Jr. D10/115
D. 267,158 12/1982 Lopez D10/115
D. 314,524 2/1991 Perry D10/115

1 Claim, 2 Drawing Sheets



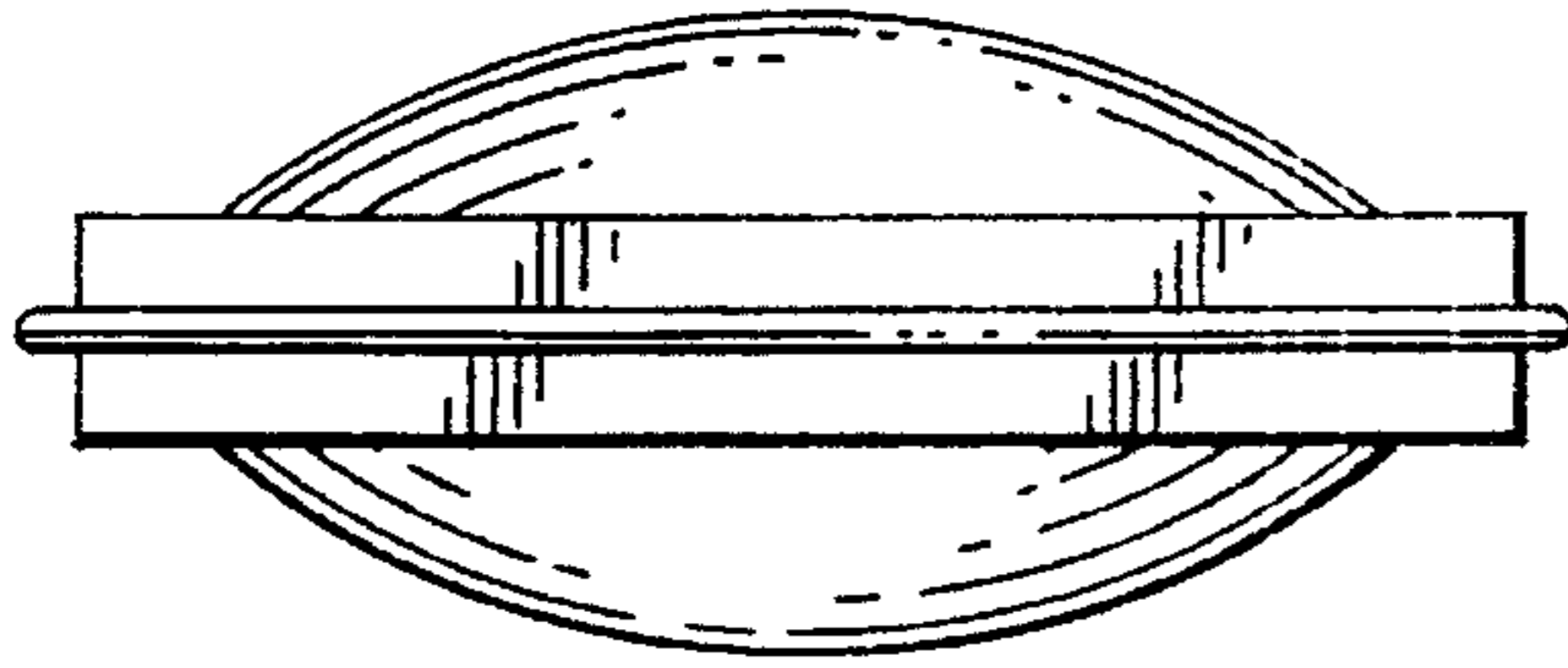


FIG. 2.




FIG. 1.

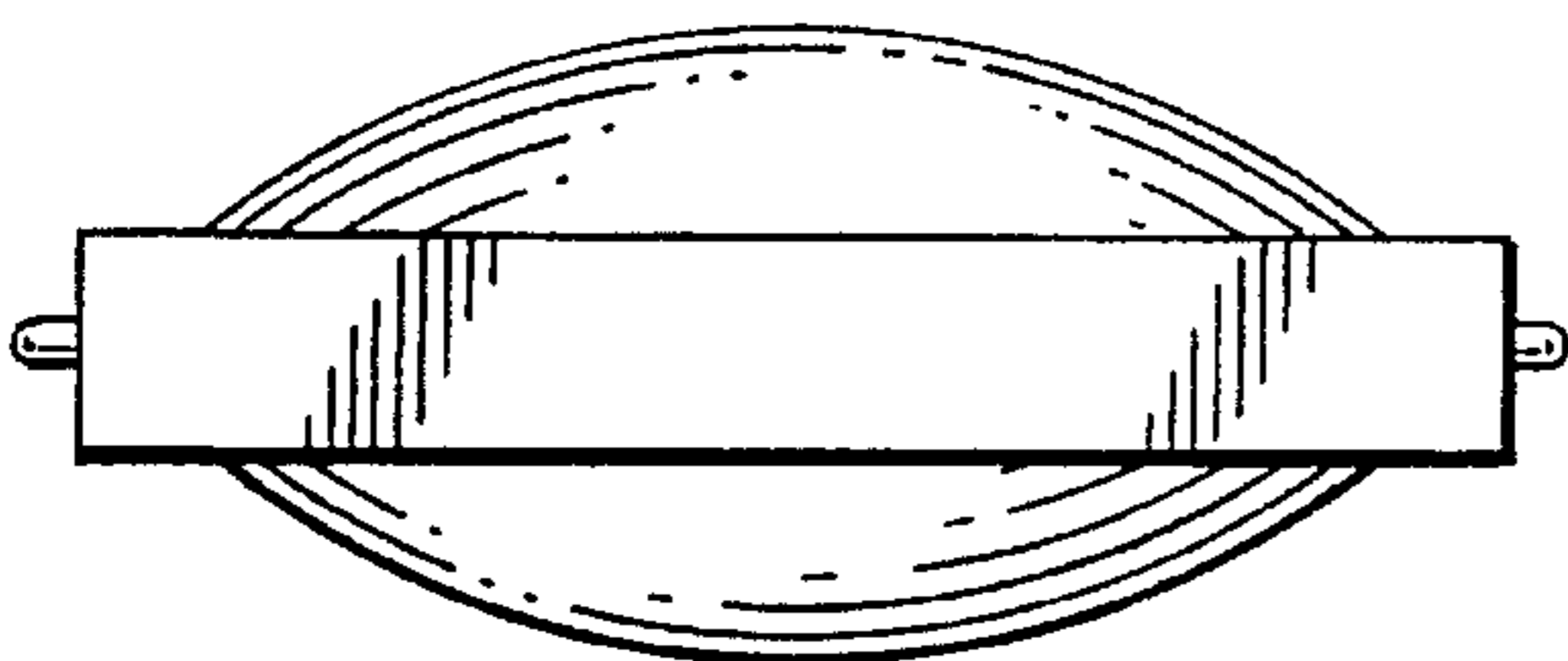


FIG. 3.

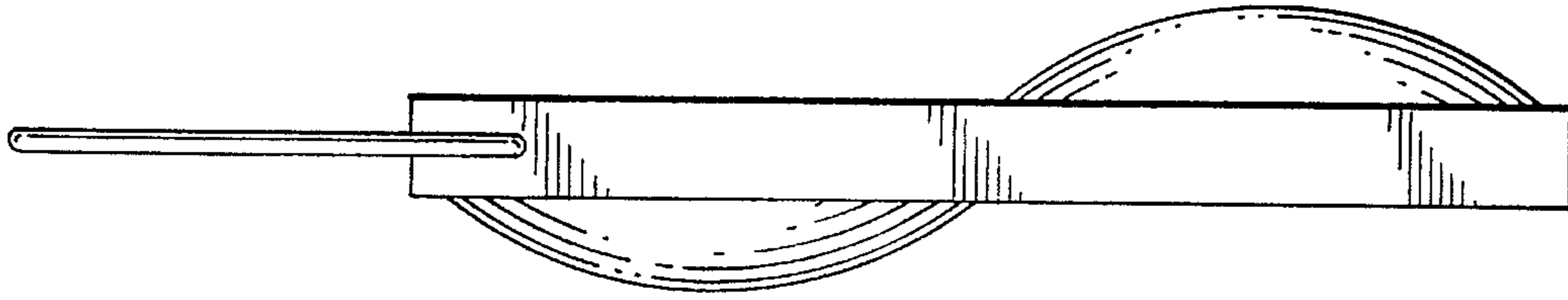


FIG. 5 -

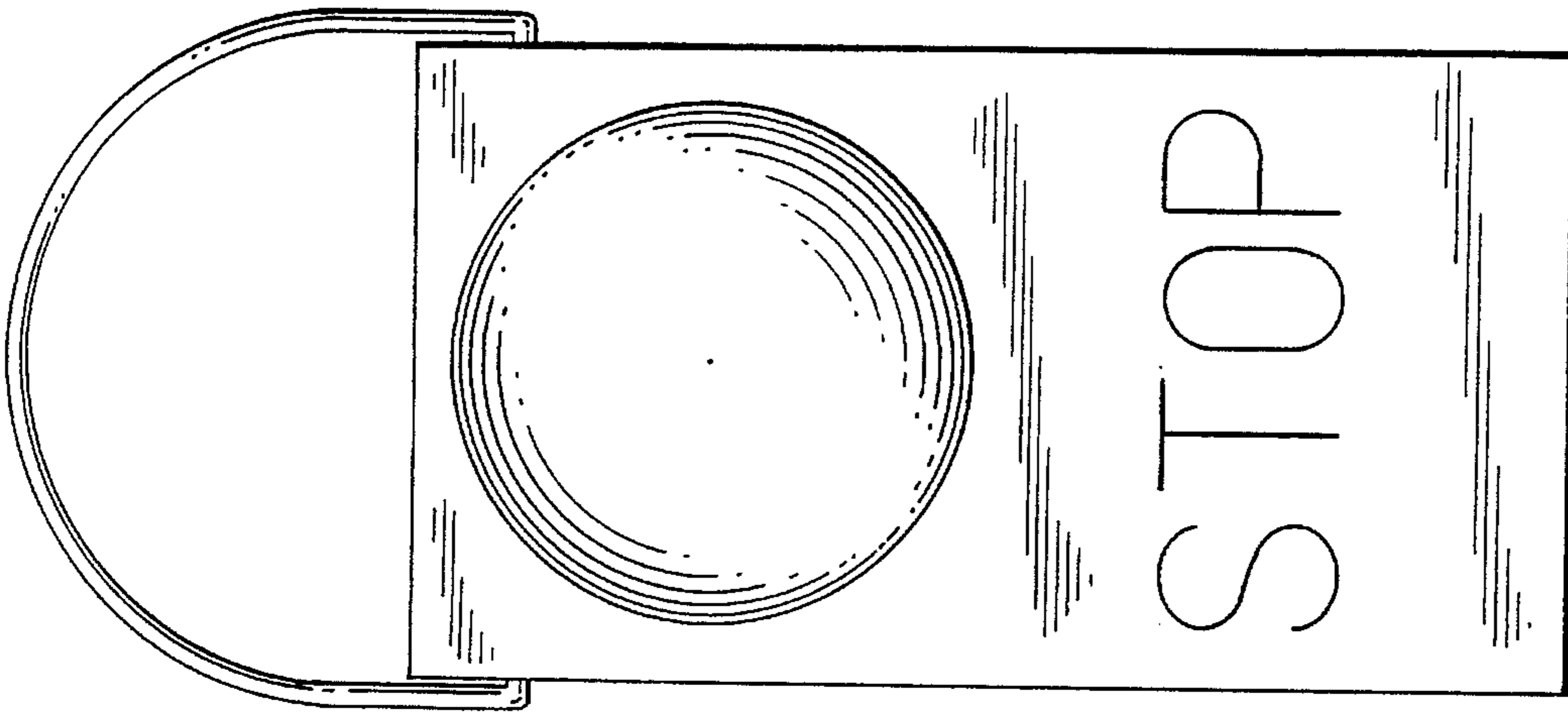


FIG. 4 -

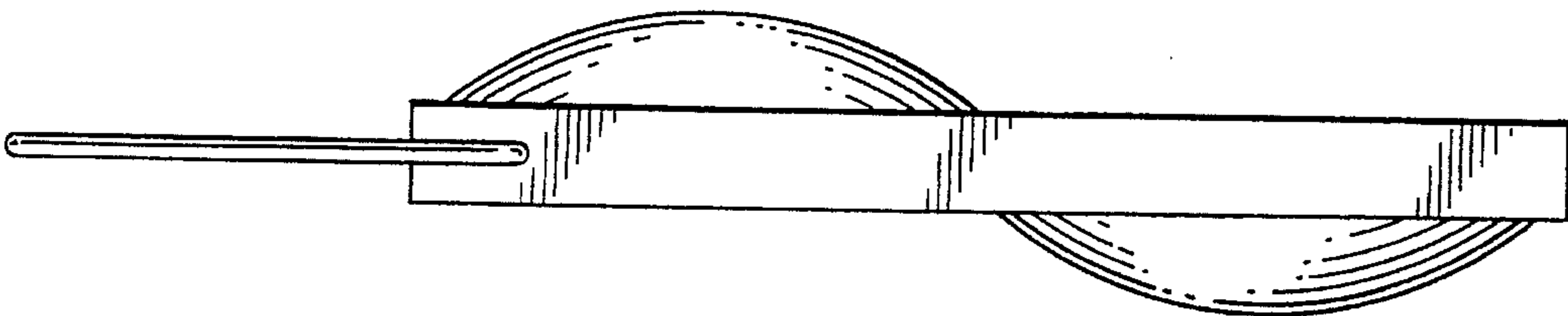


FIG. 6 -