



US00D378064S

United States Patent [19]

Wild

[11] **Patent Number: Des. 378,064**

[45] **Date of Patent: **Feb. 18, 1997**

[54] **WRISTWATCH**

D. 361,727 8/1995 Koga D10/30 X
2,718,750 9/1955 Spalding D10/32

[75] Inventor: **Daniel Wild**, Le Sentier, Switzerland

Primary Examiner—Janice E. Seeger

[73] Assignee: **Manufacture Jaeger-le Coultre SA**, Le Sentier, Switzerland

Attorney, Agent, or Firm—Sughrue, Mion, Zinn, Macpeak & Seas

[**] Term: **14 Years**

[57] **CLAIM**

[21] Appl. No.: **45,152**

The ornamental design for a wristwatch, as shown and described.

[22] Filed: **Oct. 11, 1995**

DESCRIPTION

[30] **Foreign Application Priority Data**

FIG. 1 is a perspective view of a wristwatch showing my new design;

May 11, 1995 [XH] Hague Agreement DMA/002 936

FIG. 2 is a top plan view thereof with the face fully exposed;

[52] **U.S. Cl.** **D10/32; D10/39; D11/3**

FIG. 3 is a top plan view thereof with the face partially exposed;

[58] **Field of Search** D10/30, 32, 38, D10/39, 128; 368/280-282, 285, 276, 277, 294; D11/3-4, 12, 14, 19-25; 63/1.1, 3, 5.1, 11

FIG. 4 is a top plan view thereof with the face hidden;

FIG. 5 is a bottom plan view thereof;

[56] **References Cited**

U.S. PATENT DOCUMENTS

D. 241,630 9/1976 Burke D10/32
D. 298,610 11/1988 Young D10/32

FIG. 6 is a side elevational view of one side thereof;

FIG. 7 is a side elevational view of an opposite side thereof;

FIG. 8 is an end elevational view of one end thereof; and,

FIG. 9 is an end elevational view of an opposite end thereof.

1 Claim, 5 Drawing Sheets




FIG. 1




FIG. 2




FIG. 3




FIG. 4




FIG. 5



FIG. 6

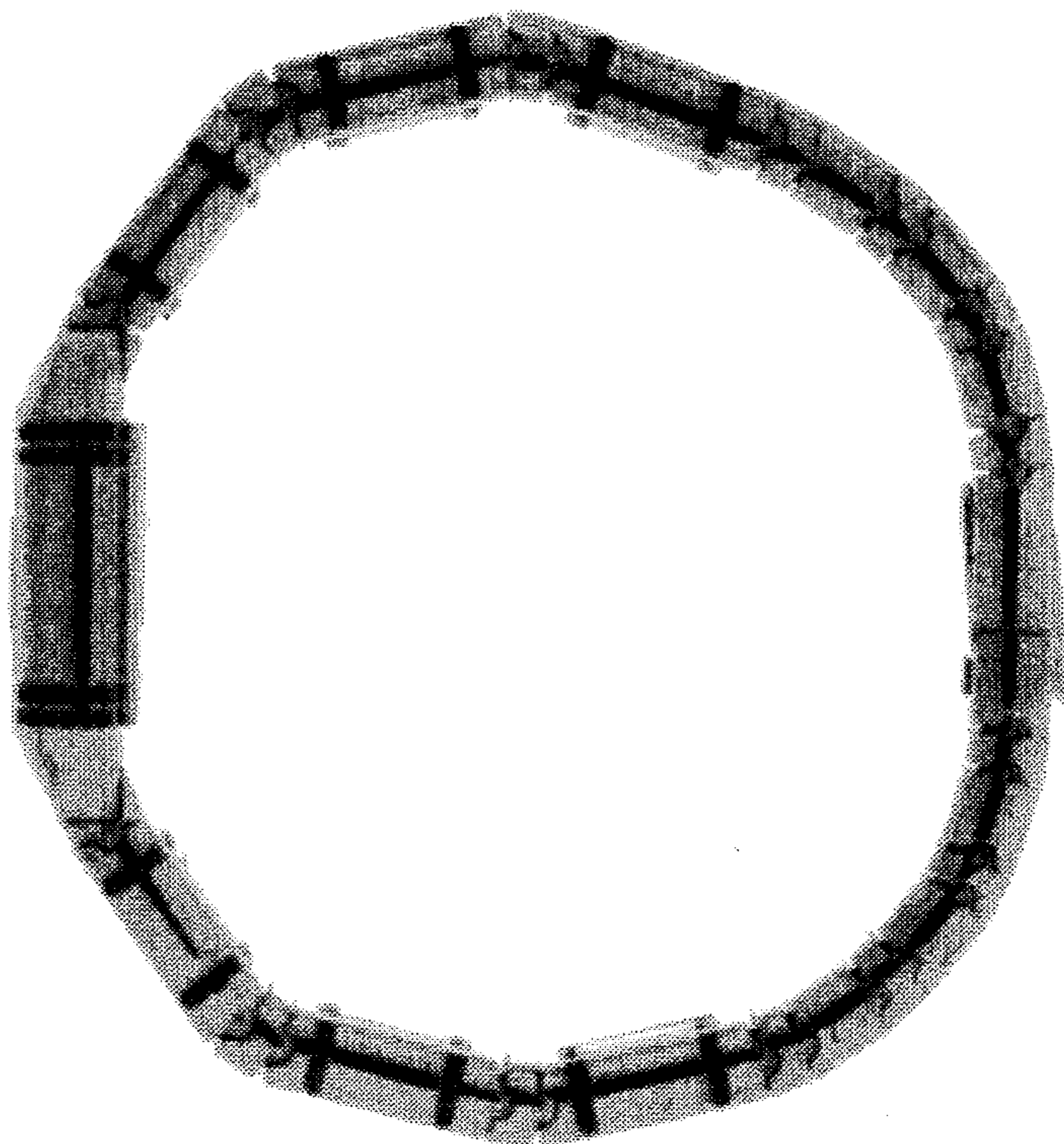


FIG. 7

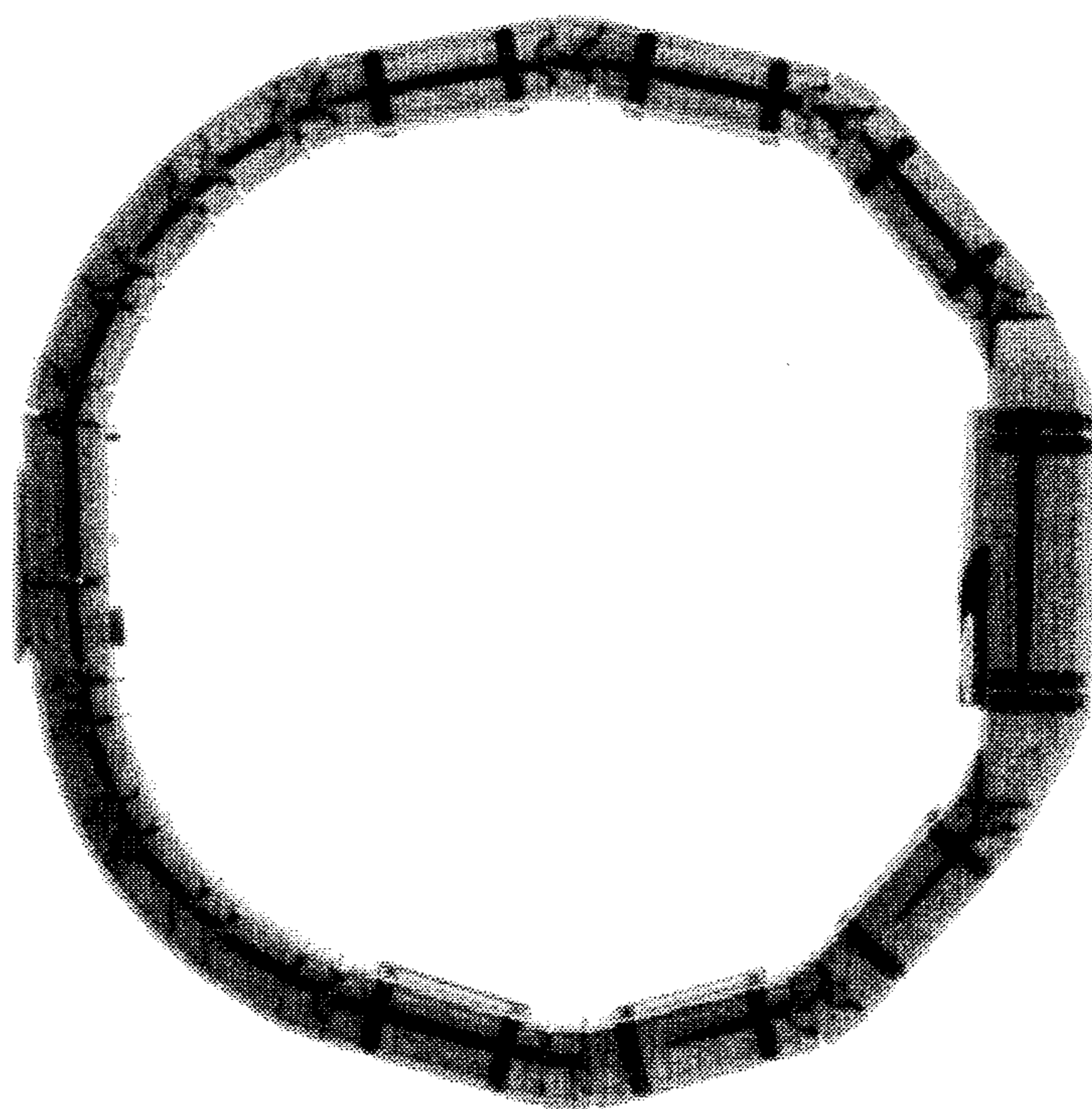


FIG. 8




FIG. 9

