



US00D378062S

United States Patent [19]
Bulgari

[11] **Patent Number: Des. 378,062**
[45] **Date of Patent: **Feb. 18, 1997**

[54] **WRISTWATCH**

D. 354,929 1/1995 Wunderman D10/32
D. 362,191 9/1995 Bulgari D10/32

[75] Inventor: **Giovanni Bulgari**, Rome, Italy

[73] Assignee: **Gianni Bulgari S.p.A.**, Rome, Italy

[**] Term: **14 Years**

[21] Appl. No.: **44,995**

[22] Filed: **Oct. 5, 1995**

[30] **Foreign Application Priority Data**

Apr. 6, 1995 [XH] Hague Agreement DMA/002856
[52] **U.S. Cl.** **D10/32; D10/39**
[58] **Field of Search** D10/30, 32, 38,
D10/39, 128; 368/280-282, 285, 276, 277,
294; D11/3-4, 12, 14, 19-25; 63/1.1, 3,
5.1, 11

[56] **References Cited**

U.S. PATENT DOCUMENTS

D. 322,763 12/1991 Saint-Dizier D10/39
D. 353,545 12/1994 Reich D10/32

OTHER PUBLICATIONS

Rolex Oyster, ©1992, #15210 at far right.

Primary Examiner—Janice E. Seeger
Attorney, Agent, or Firm—Sughrue, Mion, Zinn, Macpeak & Seas

[57] **CLAIM**

The ornamental design for a wristwatch, as shown and described.

DESCRIPTION

FIG. 1 is a perspective view of a wristwatch showing my new design;
FIG. 2 is a top plan view thereof;
FIG. 3 is a bottom plan view thereof;
FIG. 4 is a side elevational view of one side thereof;
FIG. 5 is a side elevational view of an opposite side thereof;
FIG. 6 is an end elevational view of one end thereof; and,
FIG. 7 is an end elevational view of an opposite end thereof.

1 Claim, 4 Drawing Sheets



FIG. 1



FIG. 2



FIG. 3




FIG. 4




FIG. 5




FIG. 6




FIG. 7

