



US00D378053S

United States Patent [19]

[11] Patent Number: **Des. 378,053**

Forbis

[45] Date of Patent: ****Feb. 18, 1997**

[54] **WINDOW BLIND STORAGE CLIP**

[76] Inventor: **John C. Forbis**, 9227 115th Ave., NE.,
Lake Stevens, Wash. 98528

[**] Term: **14 Years**

[21] Appl. No.: **46,025**

[22] Filed: **Nov. 6, 1995**

[52] U.S. Cl. **D8/395**; D8/358

[58] Field of Search D8/358, 380, 395;
D3/260; 242/388.1, 613.3; 312/324, 200,
902, 328; 206/315.11

2,803,050	8/1957	Fernberg .	
3,576,297	4/1971	Cowart, Jr. .	
3,901,458	8/1975	Kunez, Jr. .	
3,929,345	12/1975	Nasby et al. .	
4,123,012	10/1978	Hough	D8/358 X
4,261,529	4/1981	Sandberg et al. .	
4,277,035	7/1981	Gaski .	
4,779,816	10/1988	Varlet .	

Primary Examiner—Paula A. Mortimer
Attorney, Agent, or Firm—Todd N. Hathaway

[57] **CLAIM**

The ornamental design for a window blind storage clip, as shown and described.

DESCRIPTION

FIG. 1 is a front perspective view of a window blind storage clip showing my new design;
FIG. 2 is a front elevational view thereof;
FIG. 3 is a top plan view thereof;
FIG. 4 is a left side elevational view thereof;
FIG. 5 is a right side elevational view thereof; and,
FIG. 6 is a front elevational view thereof, the broken line showing of the window blind control rod and adjustment cord is for illustrative purposes only and forms no part of the claimed design.

[56] **References Cited**

U.S. PATENT DOCUMENTS

D. 106,955	11/1937	Anderson	D8/380
D. 136,783	12/1943	LeVeur	D8/358
D. 180,332	5/1957	Jackson	D8/358
D. 210,142	2/1968	Kennedy	D8/358
D. 221,511	8/1971	Dufault	D8/358
D. 253,457	11/1979	Sandel .	
D. 284,299	6/1986	Auerbach et al.	D8/358 X
D. 286,978	12/1986	Cogburn .	
D. 342,155	12/1993	Borawski	D3/260
D. 347,989	6/1994	Deward	D8/358
D. 355,528	2/1995	Croft et al.	D3/260
2,204,939	6/1940	Lyons .	
2,772,056	11/1956	Hardfer et al.	D8/358 X

1 Claim, 1 Drawing Sheet




FIG. 1




FIG. 2

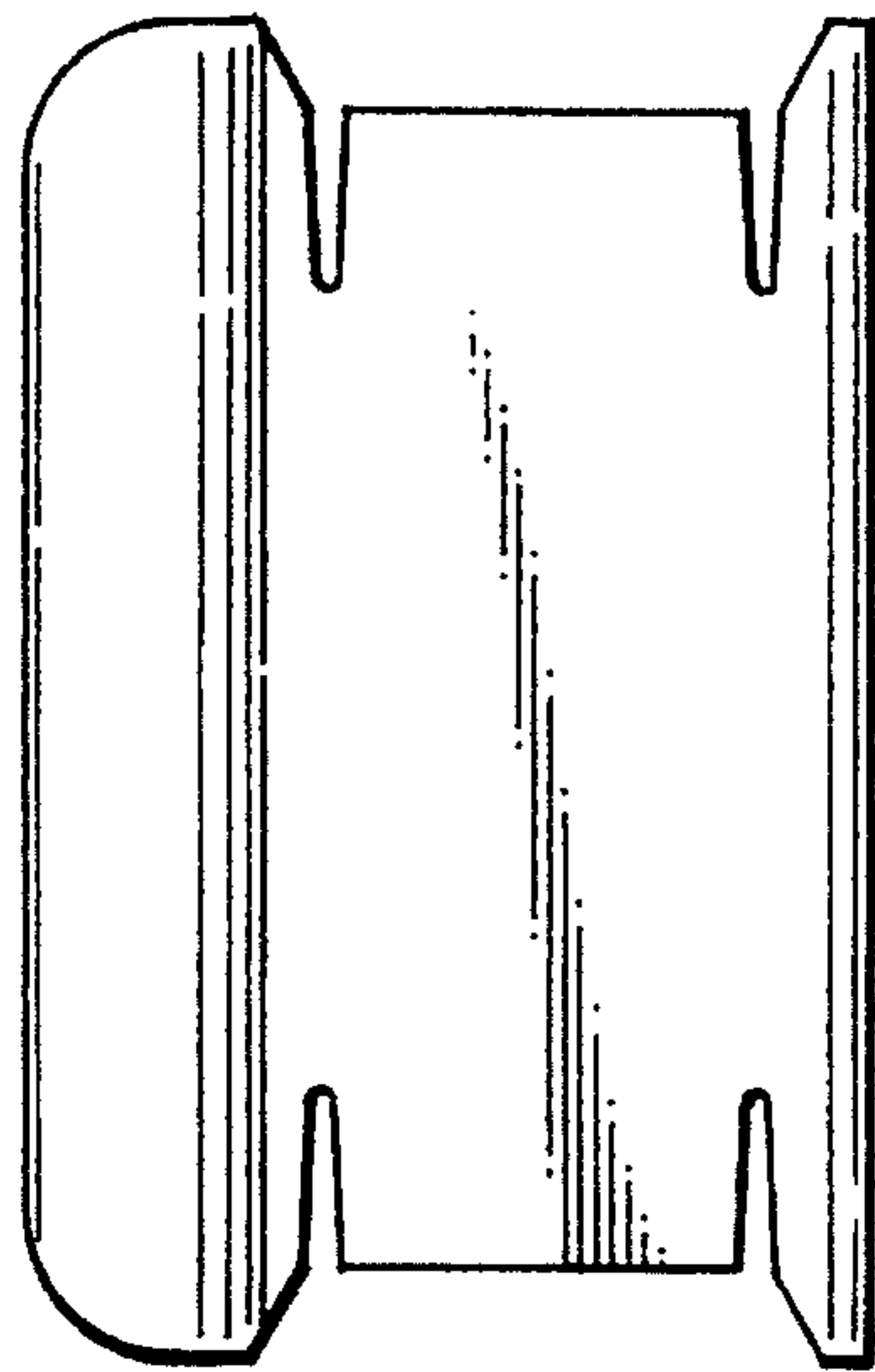


FIG. 3



FIG. 4



FIG. 5



FIG. 6

